



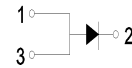

SL2060DS

LOW VF SCHOTTKY BARRIER RECTIFIERS

REVERSE VOLTAGE - **60** Volts

FORWARD CURRENT - **20.0** Amperes

TO-252(D-PAK)



FEATURES

- Low power loss, high efficiency
- Low forward voltage drop
- High surge capability
- High temperature soldering guaranteed
- Mounting position: any

MAXIMUM RATINGS AND ELECTRICAL CHARACTERISTICS

Ratings at 25°C ambient temperature unless otherwise specified.

PARAMETER	SYMBOL	VALUE	UNIT
Maximum repetitive peak reverse voltage	V_{RRM}	60	V
Maximum rms voltage	V_{RMS}	42	V
Maximum average forward rectified current	$I_{F(AV)}$	20	A
Peak forward surge current 8.3ms single half sine-wave superimposed on rated load	I_{FSM}	180	A
Typical junction capacitance ($V_R=4V$, $f=1MHz$)	C_J	650	pF
Typical thermal resistance (Note 1)	$R_{\theta JC}$	15	°C/W
Operating junction temperature range	T_J	-55 to + 150	°C
Storage temperature range	T_{STG}	-55 to + 150	°C

Note : 1. Mounted on infinite heatsink.

ELECTRICAL CHARACTERISTICS($T_A=25^\circ C$ unless otherwise noted)

PARAMETER	SYMBOL	TEST CONDITIONS	MIN.	TYP.	MAX.	UNIT
Breakdown voltage	V_{BR}	$I_R=0.5mA$	60	-	-	V
Instantaneous forward voltage	V_F	$I_F=3A$	-	0.36	-	V
		$I_F=5A$	-	0.38	-	V
		$I_F=20A$	-	0.55	0.60	V
		$I_F=1A$	-	0.25	-	V
Reverse current	I_R	$V_R=42V$	-	5	-	μA
		$V_R=60V$	-	-	100	μA
		$T_J=25^\circ C$	-	-	-	μA
		$T_J=125^\circ C$	-	25	-	mA



Characteristic Curves ($T_A=25\text{ }^\circ\text{C}$ unless otherwise noted)

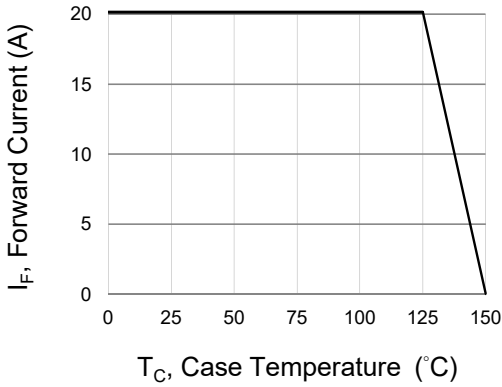


Fig.1 Forward Current Derating Curve

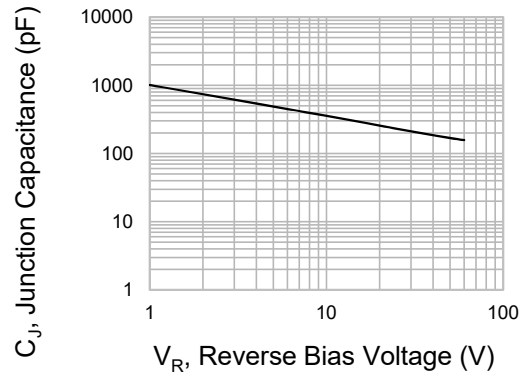


Fig.2 Typical Junction Capacitance

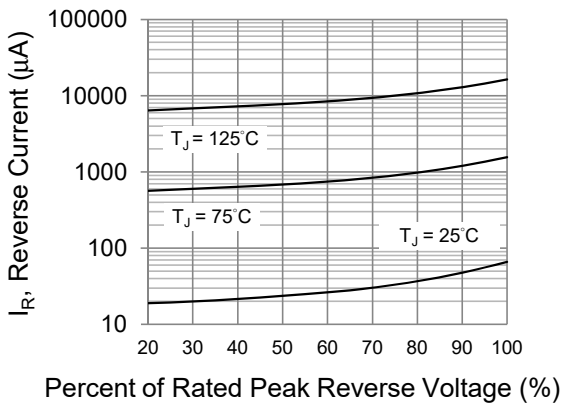


Fig.3 Typical Reverse Characteristics

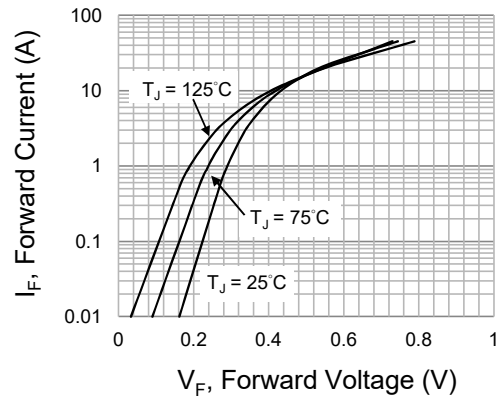


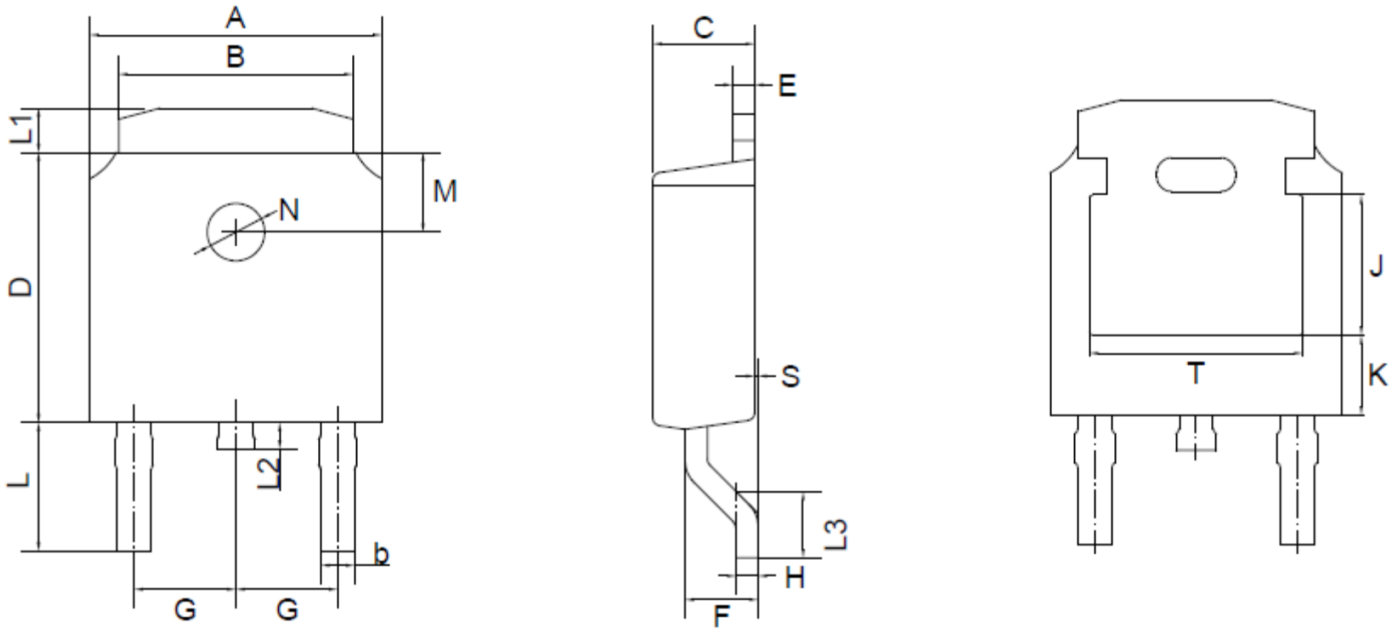
Fig.4 Typical Forward Characteristics



SL2060DS

LOW VF SCHOTTKY BARRIER RECTIFIERS

TO-252(D-PAK) Package Outline Dimensions



TO-252(D-PAK) mechanical data

UNIT		A	B	b	C	D	E	F	G	H	L	L1	L2	L3	S	M	N	J	K	T
mm	max	6.7	5.5	0.8	2.5	6.3	0.6	1.8	2.29	0.55	3.1	1.2	1.0	1.75	0.1	1.8	1.3	3.16	1.80	4.83
	min	6.3	5.1	0.3	2.1	5.9	0.4	1.3	TYPICAL	0.45	2.7	0.8	0.6	1.40	0.0	TYPICAL	TYPICAL	ref.	ref.	ref.
mil	max	264	217	31	98	248	24	71	90	22	122	47	39	69	4	71	51	124	71	190
	min	248	201	12	83	232	16	51	TYPICAL	18	106	31	24	55	0	TYPICAL	TYPICAL	ref.	ref.	ref.

X-ON Electronics

Largest Supplier of Electrical and Electronic Components

Click to view similar products for [Schottky Diodes & Rectifiers](#) category:

Click to view products by [Juxing Electronic Technology](#) manufacturer:

Other Similar products are found below :

[MA4E2039](#) [MMBD301M3T5G](#) [RB160M-50TR](#) [D83C](#) [BAS16E6433HTMA1](#) [BAS 3010S-02LRH E6327](#) [BAT 54-02LRH E6327](#)
[NRVBAF360T3G](#) [NSR05F40QNXT5G](#) [NTE555](#) [JANS1N6640](#) [SS3003CH-TL-E](#) [GA01SHT18](#) [CRS10I30A\(TE85L,QM](#) [MBRA140TRPBF](#)
[MBRB30H30CT-1G](#) [BAT 15-04R E6152](#) [JANTX1N5712-1](#) [DMJ3940-000](#) [SB007-03C-TB-E](#) [NRVBB20100CTT4G](#) [NRVBM120LT1G](#)
[NTSB30U100CT-1G](#) [CRG04\(T5L,TEMQ\)](#) [ACDBA1100LR-HF](#) [ACDBA1200-HF](#) [ACDBA240-HF](#) [ACDBA3100-HF](#) [CDBQC0530L-HF](#)
[ACDBA260LR-HF](#) [ACDBA1100-HF](#) [10BQ015-M3/5BT](#) [NRVBM120ET1G](#) [VSSB410S-M3/5BT](#) [1N5819T-G](#) [PDS1040Q-13](#) [B160BQ-13-F](#)
[SDM05U20CSP-7](#) [BAS 70-07 E6433](#) [B140S1F-7](#) [HSM560Je3/TR13](#) [DDB2265-000](#) [ZHCS506QTA](#) [HSM190Je3/TR13](#) [B330AF-13](#)
[ACDBUC0230-HF](#) [SDM1U100S1F-7](#) [MBR10200CTF-G1](#) [CDLL5712](#) [DMF2822-000](#)