



SR320 THRU SR3200

SCHOTTKY BARRIER RECTIFIERS

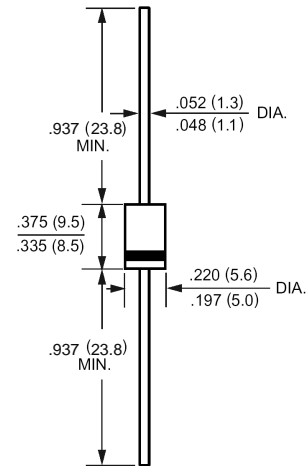
FEATURES

- High current capability
- High surge current capability
- Low forward voltage drop
- Exceeds environmental standards of MIL-S-19500/228
- For use in low voltage, high frequency inverters free wheeling, and porlarlity protection applications

MECHANICAL DATA

Case: Molded plastic, DO-201AD
 Epoxy: UL 94V-O rate flame retardant
 Lead: Axial leads, solderable per MIL-STD-202, method 208 guaranteed
 Polarity: Color band denotes cathode end
 Mounting position: Any
 Weight: 0.04ounce, 1.1gram

DO-201AD(DO-27)



Dimensions in inches and (millimeters)

Maximum Ratings and Electrical Characteristics

Ratings at 25 °C ambient temperature unless otherwise specified.
 Single phase, half wave, 60Hz, resistive or inductive load.
 For capacitive load, derate current by 20%.

	Symbols	SR320	SR340	SR350	SR360	SR380	SR3100	SR3150	SR3200	Units
Maximum Recurrent Peak Reverse Voltage	V_{RRM}	20	40	50	60	80	100	150	200	Volts
Maximum RMS Voltage	V_{RMS}	14	28	35	42	56	70	105	140	Volts
Maximum DC Blocking Voltage	V_{DC}	20	40	50	60	80	100	150	200	Volts
Maximum Average Forward Rectified Current .375"(9.5mm) Lead Length	$I_{(AV)}$	3.0								Amp
Peak Forward Surge Current, 8.3ms single half-sine-wave superimposed on rated load (JEDEC method)	I_{FSM}	80								Amp
Maximum Forward Voltage at 3.0A DC and 25 °C	V_F	0.55	0.70	0.85	0.95					Volts
Maximum Reverse Current at $T_A=25$ °C at Rated DC Blocking Voltage $T_A=100$ °C	I_R	0.5								mAmp
Typical Junction Capacitance (Note 1)	C_J	300	250						pF	
Typical Thermal Resistance (Note 2)	$R_{\theta JA}$	40								/W
Operating Junction Temperature Range	T_J	-55 to +125			-55 to +150					
Storage Temperature Range	T_{stg}	-55 to +150								

NOTES:

- 1- Measured at 1 MHz and applied reverse voltage of 4.0 VDC.
- 2- Thermal Resistance From Junction to Ambient 0.375"(9.5mm) lead length P.C.B. Mounted



SR320 THRU SR3200 SCHOTTKY BARRIER RECTIFIERS

RATINGS AND CHARACTERISTIC CURVES

FIG.1-TYPICAL FORWARD CURRENT DERATING CURVE

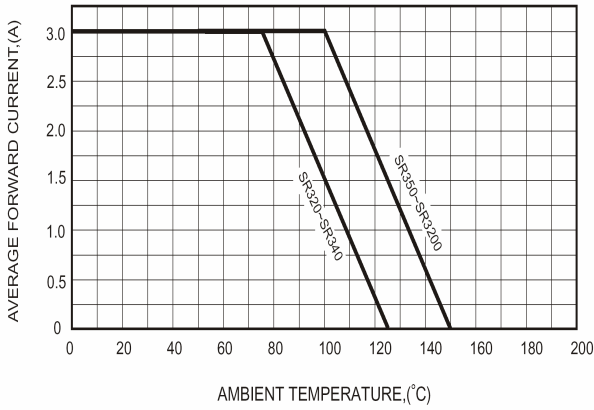


FIG.2-TYPICAL FORWARD CHARACTERISTICS

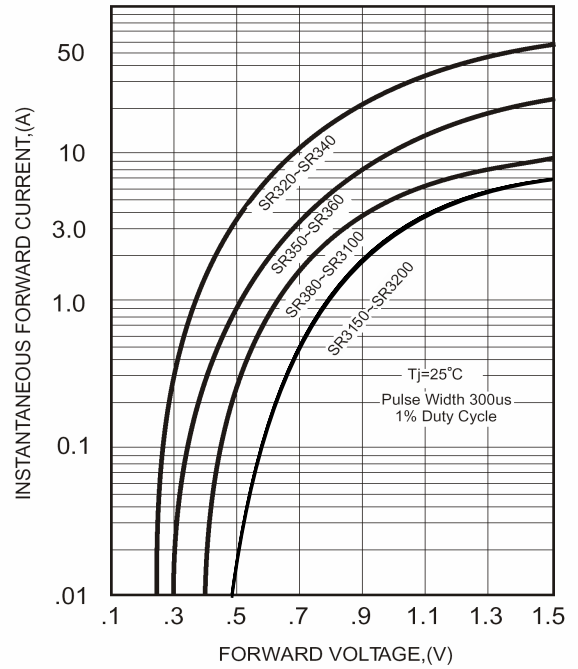


FIG.3-MAXIMUM NON-REPETITIVE FORWARD SURGE CURRENT

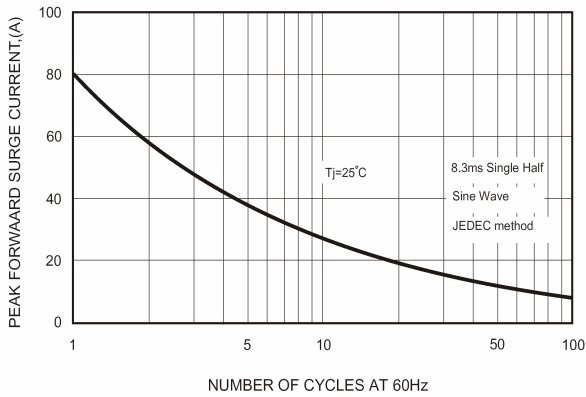


FIG.5 - TYPICAL REVERSE CHARACTERISTICS

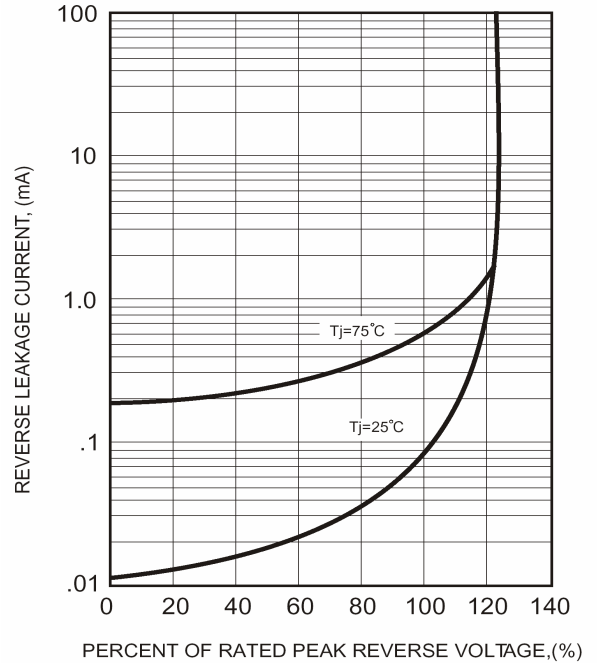
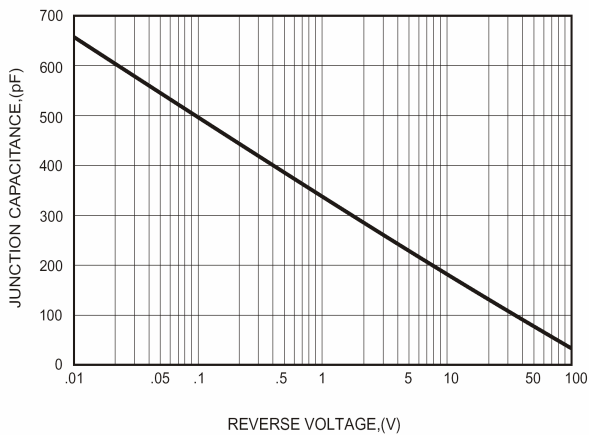


FIG.4-TYPICAL JUNCTION CAPACITANCE



X-ON Electronics

Largest Supplier of Electrical and Electronic Components

Click to view similar products for [Schottky Diodes & Rectifiers](#) category:

Click to view products by [Juxing Electronic Technology](#) manufacturer:

Other Similar products are found below :

[MA4E2039](#) [MA4E2508M-1112](#) [MBR1545CT](#) [MMBD301M3T5G](#) [RB160M-50TR](#) [D83C](#) [BAS16E6433HTMA1](#) [BAT 54-02LRH E6327](#)
[NRVBAF360T3G](#) [NSR05F40QNXT5G](#) [NTE555](#) [JANS1N6640](#) [SK310-T](#) [SS3003CH-TL-E](#) [GA01SHT18](#) [CRS10I30A\(TE85L,QM](#)
[MA4E2501L-1290](#) [MBRA140TRPBF](#) [MBRB30H30CT-1G](#) [BAT 15-04R E6152](#) [JANTX1N5712-1](#) [DMJ3940-000](#) [SB007-03C-TB-E](#)
[SK33B-TP](#) [NRVBB20100CTT4G](#) [NRVBM120LT1G](#) [NTSB30U100CT-1G](#) [VS-6CWQ10FNHM3](#) [CRG04\(T5L,TEMQ\)](#) [ACDBA1100LR-HF](#)
[ACDBA1200-HF](#) [ACDBA240-HF](#) [ACDBA3100-HF](#) [CDBQC0530L-HF](#) [CDBQC0240LR-HF](#) [ACDBA260LR-HF](#) [ACDBA1100-HF](#)
[MA4E2502L-1246](#) [10BQ015-M3/5BT](#) [NRVBM120ET1G](#) [CRS08TE85LQM](#) [PMAD1108-LF](#) [B120Q-13-F](#) [1N5819T-G](#) [B0530WSQ-7-F](#)
[PDS1040Q-13](#) [B160BQ-13-F](#) [SDM05U20CSP-7](#) [B140S1F-7](#) [HSM560Je3/TR13](#)