



# SS32 THRU SS3200

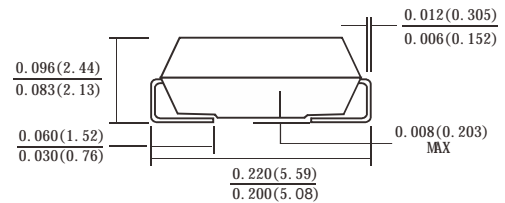
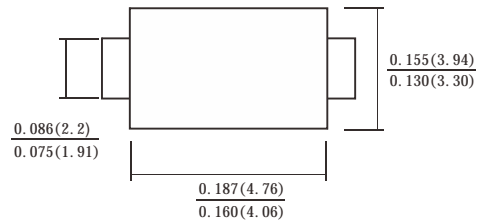
## Surface Mount Schottky Rectifiers

### Features

- Low profile package
- Ideal for automated placement
- Fast switching for high efficiency
- High forward surge capability
- High temperature soldering:  
260°C/10 seconds at terminals
- Component in accordance to  
RoHS 2002/95/1 and WEEE 2002/96/EC



SMB(DO-214AA)



Dimensions in inches and (millimeters)

### Mechanical Date

- **Case:** JEDEC DO-214AA molded plastic body
- **Terminals:** Solder plated, solderable per J-STD-002B and JESD22-B102D
- **Polarity:** Laser band denotes cathode end

### Maximum Ratings and Electrical Characteristics Rating at 25 °C

ambient temperature unless otherwise specified. Single phase, half wave, 60 Hz, resistive or inductive load. For capacitive load, derate current by 20%

Type Number	SYMBOL	SS 32	SS 34	SS 345	SS 36	SS 38	SS 310	SS 3150	SS 3200	Unit
Maximum Recurrent Peak Reverse Voltage	$V_{RRM}$	20	40	45	60	80	100	150	200	V
Maximum RMS Voltage	$V_{RMS}$	14	28	31	42	56	70	105	140	V
Maximum DC Blocking Voltage	$V_{DC}$	20	40	45	60	80	100	150	200	V
Average Rectified Output Current @ $T_L = 100^\circ\text{C}$		3.0								A
Peak Forward Surge Current 8.3ms Single half sine-wave superimposed on rated load (JEDEC Method)	$I_{FSM}$	80								A
Forward Voltage @ $I_F=3.0\text{A}$ (Note 1)	$V_{FM}$	0.55		0.7	0.85		0.92		V	
Peak Reverse Current @ $T_A=25^\circ\text{C}$	$I_R$	0.1				0.05				mA
At Rated DC Blocking Voltage @ $T_A=100^\circ\text{C}$		10				5				
$I^2t$ Rating for fusing ( $t < 8.3\text{ms}$ )	$I^2t$	26.56								$\text{A}^2\text{s}$
Typical Junction Capacitance (Note 2)	$C_J$	12								pF
Typical Thermal Resistance per leg (Note 3)	$R_{\theta JA}$	70								$^\circ\text{C}/\text{W}$
Operating Temperature Range	$T_J$	-55 to +150								$^\circ\text{C}$
Storage Temperature Range	$T_{STG}$	-55 to +150								$^\circ\text{C}$

Note: 1. Pulse Test with  $PW=300\mu\text{sec}$ , 1% Duty Cycle.

2. Measured at 1.0 MHz and Applied reverse Voltage of 4.0V D.C

3. Thermal Resistance from Junction to lead mounted on P.C.B. with 0.3" x 0.3" (8.0 mm x 8.0 mm) copper pad areas.



# SS32 THRU SS3200

## Surface Mount Schottky Rectifiers

### Characteristic Curves ( $T_A=25^\circ\text{C}$ unless otherwise noted)

Fig. 1 Forward Current Derating Curve

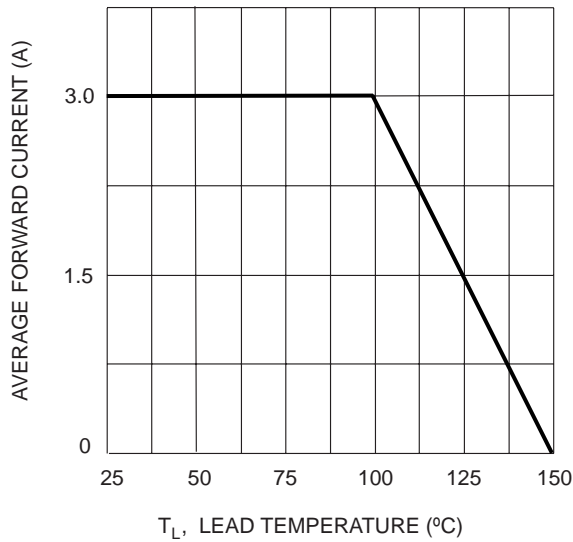


Fig. 2 Typ. Forward Characteristics

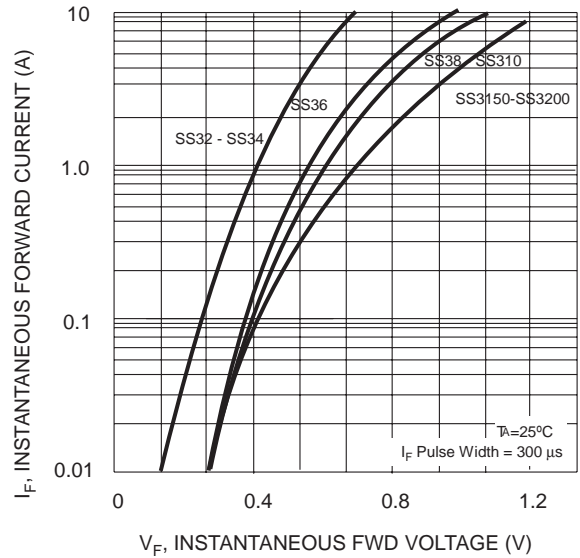


Fig. 3 Max Non-Repetitive Peak Fwd Surge Current

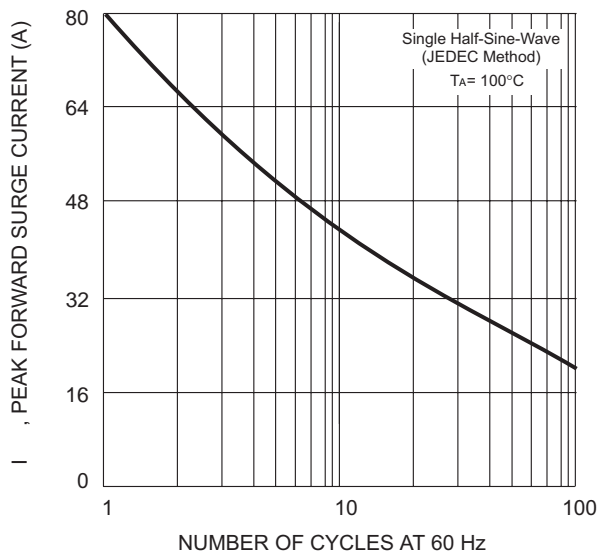


FIG.4 TYPICAL REVERSE CHARACTERISTIC

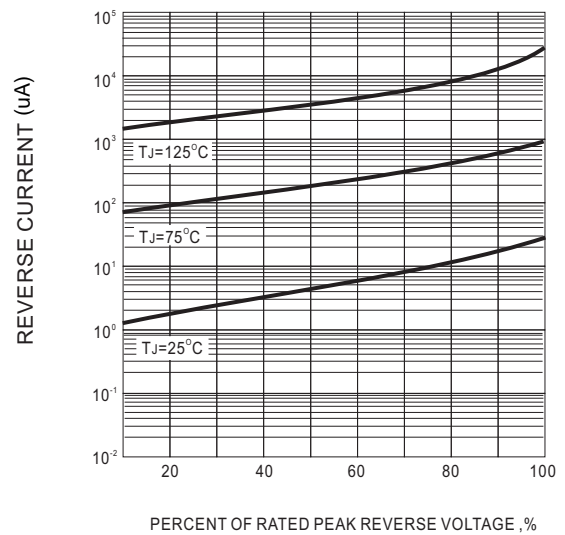
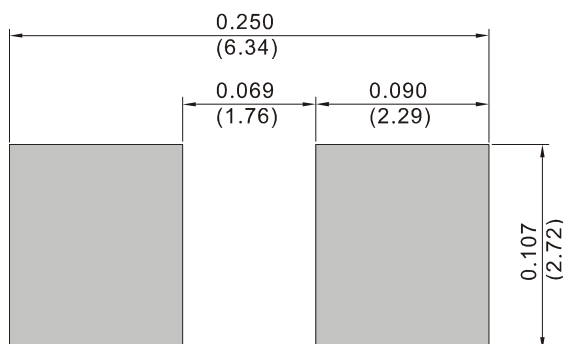


FIG.5 MOUNTING PAD LAYOUT



## X-ON Electronics

Largest Supplier of Electrical and Electronic Components

*Click to view similar products for [Schottky Diodes & Rectifiers](#) category:*

*Click to view products by [Juxing Electronic Technology](#) manufacturer:*

Other Similar products are found below :

[MA4E2039](#) [MA4E2508M-1112](#) [MBR1545CT](#) [MMBD301M3T5G](#) [RB160M-50TR](#) [D83C](#) [BAS16E6433HTMA1](#) [BAT 54-02LRH E6327](#)  
[NRVBAF360T3G](#) [NSR05F40QNXT5G](#) [NTE555](#) [JANS1N6640](#) [SK310-T](#) [SS3003CH-TL-E](#) [GA01SHT18](#) [CRS10I30A\(TE85L,QM](#)  
[MA4E2501L-1290](#) [MBRA140TRPBF](#) [MBRB30H30CT-1G](#) [BAT 15-04R E6152](#) [JANTX1N5712-1](#) [DMJ3940-000](#) [SB007-03C-TB-E](#)  
[SK33B-TP](#) [NRVBB20100CTT4G](#) [NRVBM120LT1G](#) [NTSB30U100CT-1G](#) [VS-6CWQ10FNHM3](#) [CRG04\(T5L,TEMQ\)](#) [ACDBA1100LR-HF](#)  
[ACDBA1200-HF](#) [ACDBA240-HF](#) [ACDBA3100-HF](#) [CDBQC0530L-HF](#) [CDBQC0240LR-HF](#) [ACDBA260LR-HF](#) [ACDBA1100-HF](#)  
[MA4E2502L-1246](#) [10BQ015-M3/5BT](#) [NRVBM120ET1G](#) [CRS08TE85LQM](#) [PMAD1108-LF](#) [B120Q-13-F](#) [1N5819T-G](#) [B0530WSQ-7-F](#)  
[PDS1040Q-13](#) [B160BQ-13-F](#) [SDM05U20CSP-7](#) [B140S1F-7](#) [HSM560Je3/TR13](#)