



### Major Ratings and Characteristics

$I_{F(AV)}$	5.0 A
$V_{RRM}$	20 V to 100 V
$I_{FSM}$	150 A
$V_F$	0.55 V, 0.70 V, 0.85V, 0.95V
$T_j \text{ max.}$	125 °C

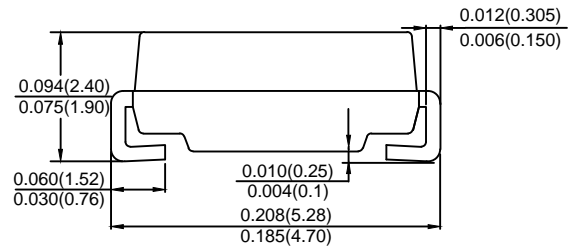

### Features

- Low profile package
- Ideal for automated placement
- Ultrafast reverse recovery time
- Low power losses, high efficiency
- Low forward voltage drop
- High surge capability
- High temperature soldering:  
260°C/10 seconds at terminals
- Component in accordance to  
RoHS 2002/95/1 and WEEE 2002/96/EC

### Mechanical Date

- **Case:** JEDEC DO-214AC (SMA) molded plastic
- **Terminals:** Solder plated, solderable per J-STD-002B and JESD22-B102D
- **Polarity:** Laser band denotes cathode end

### SMA/DO-214AC



Dimensions in inches and (millimeters)

### Maximum Ratings & Thermal Characteristics & Electrical Characteristics

( $T_A = 25\text{ °C}$  unless otherwise noted)

	Symbol	SS52	SS54	SS56	SS58	SS510	SS5150	SS5200	UNIT
Maximum repetitive peak reverse voltage	$V_{RRM}$	20	40	60	80	100	150	200	V
Maximum RMS voltage	$V_{RMS}$	14	28	42	56	70	105	170	V
Maximum DC blocking voltage	$V_{DC}$	20	40	60	80	100	150	200	V
Maximum average forward rectified current	$I_{F(AV)}$	5							A
Peak forward surge current 8.3 ms single half sine-wave superimposed on rated load	$I_{FSM}$	150							A
Maximum instantaneous forward voltage at 5.0A	$V_F$	0.55	0.70	0.85	0.95			V	
Maximum DC reverse current at Rated DC blocking voltage	$I_R$	$T_A = 25\text{ °C}$ 0.5							mA
		$T_A = 100\text{ °C}$ 10							
Thermal resistance from junction to Lead	$R_{\theta JL}$	35							°C/W
Operating junction and storage temperature range	$T_J, T_{STG}$	-65 to +125							°C

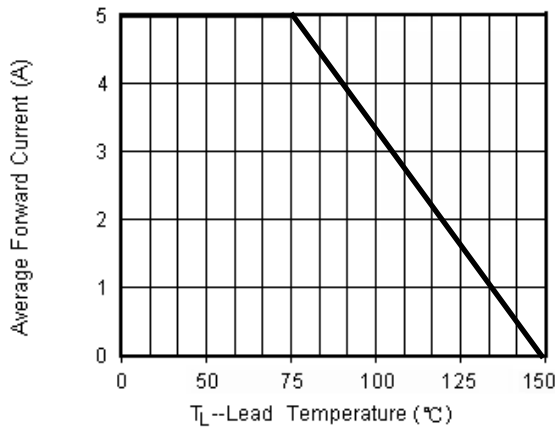
Note 1: Units mounted on P.C.B.5.0×5.0 mm (0.013 mm thick) land areas



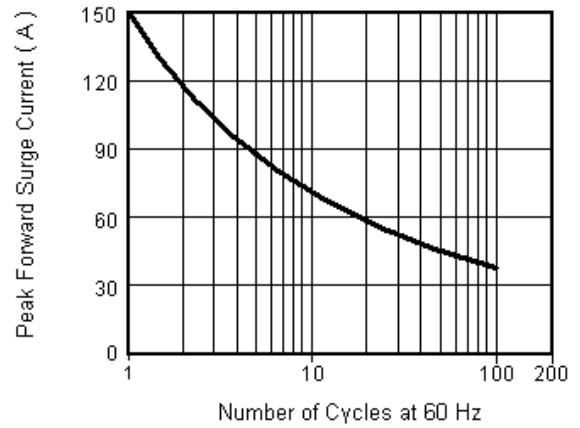
# SS52~SS5200 Surface Mount Schottky Rectifiers

## Characteristic Curves ( $T_A=25^\circ\text{C}$ unless otherwise noted)

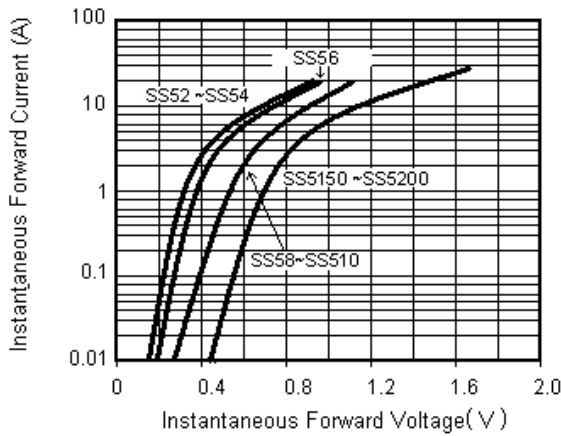
**Fig.1 Forward Current Derating Curve**



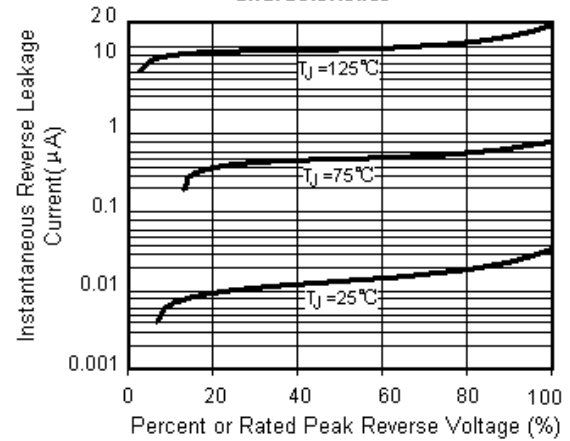
**Fig.2 Maximum Non-Repetitive Peak Forward Surge Current**



**Fig.3 Typical Instantaneous Forward Characteristics**



**Fig.4 Typical Reverse Leakage Characteristics**



## X-ON Electronics

Largest Supplier of Electrical and Electronic Components

*Click to view similar products for [Schottky Diodes & Rectifiers](#) category:*

*Click to view products by [Juxing Electronic Technology](#) manufacturer:*

Other Similar products are found below :

[MA4E2039](#) [MA4E2508M-1112](#) [MBR1545CT](#) [MMBD301M3T5G](#) [RB160M-50TR](#) [D83C](#) [BAS16E6433HTMA1](#) [BAT 54-02LRH E6327](#)  
[NRVBAF360T3G](#) [NSR05F40QNXT5G](#) [NTE555](#) [JANS1N6640](#) [SK310-T](#) [SK34B-TP](#) [SS3003CH-TL-E](#) [GA01SHT18](#)  
[CRS10I30A\(TE85L,QM](#) [MA4E2501L-1290](#) [MBRA140TRPBF](#) [MBRB30H30CT-1G](#) [BAT 15-04R E6152](#) [JANTX1N5712-1](#) [DMJ3940-000](#)  
[SB007-03C-TB-E](#) [SK33B-TP](#) [NRVBB20100CTT4G](#) [NRVBM120LT1G](#) [NTSB30U100CT-1G](#) [VS-6CWQ10FNHM3](#) [CRG04\(T5L,TEMQ\)](#)  
[ACDBA1100LR-HF](#) [ACDBA1200-HF](#) [ACDBA240-HF](#) [ACDBA3100-HF](#) [CDBQC0530L-HF](#) [CDBQC0240LR-HF](#) [ACDBA260LR-HF](#)  
[ACDBA1100-HF](#) [MA4E2502L-1246](#) [10BQ015-M3/5BT](#) [NRVBM120ET1G](#) [CRS08TE85LQM](#) [PMAD1108-LF](#) [B120Q-13-F](#) [1N5819T-G](#)  
[B0530WSQ-7-F](#) [PDS1040Q-13](#) [B160BQ-13-F](#) [SDM05U20CSP-7](#) [B140S1F-7](#)