



SS52 THRU SS5200

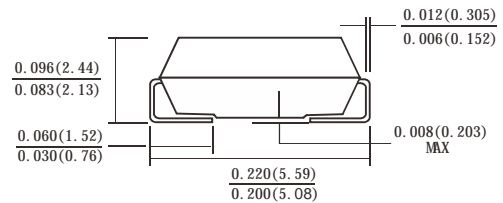
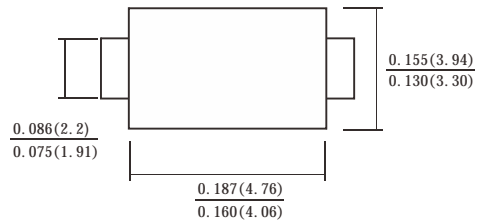
Surface Mount Schottky Rectifiers

Features

- Low profile package
- Ideal for automated placement
- Fast switching for high efficiency
- High forward surge capability
- High temperature soldering:
260°C/10 seconds at terminals
- Component in accordance to
RoHS 2002/95/1 and WEEE 2002/96/EC



SMB(DO-214AA)



Dimensions in inches and (millimeters)

Mechanical Date

- **Case:** JEDEC DO-214AA molded plastic body
- **Terminals:** Solder plated, solderable per J-STD-002B and JESD22-B102D
- **Polarity:** Laser band denotes cathode end

Maximum Ratings and Electrical Characteristics Rating at 25 °C

ambient temperature unless otherwise specified. Single phase, half wave, 60 Hz, resistive or inductive load. For capacitive load, derate current by 20%

Type Number	SYMBOL	SS 52	SS 54	SS 545	SS 56	SS 58	SS 510	SS 5150	SS 5200	Unit
Maximum Recurrent Peak Reverse Voltage	V_{RRM}	20	40	45	60	80	100	150	200	V
Maximum RMS Voltage	V_{RMS}	14	28	31	42	56	70	105	140	V
Maximum DC Blocking Voltage	V_{DC}	20	40	45	60	80	100	150	200	V
Average Rectified Output Current @ $T_L = 100^\circ C$	$I_{F(AV)}$	5.0								A
Peak Forward Surge Current 8.3ms Single half sine-wave superimposed on rated load (JEDEC Method)	I_{FSM}	150								A
Forward Voltage @ $I_F = 5.0A$ (Note 1)	V_{FM}	0.55		0.7	0.85		0.95		V	
Peak Reverse Current @ $T_A = 25^\circ C$	I_R	0.1				0.05				mA
At Rated DC Blocking Voltage @ $T_A = 100^\circ C$		10				5				
I^2t Rating for fusing ($t < 8.3ms$)	I^2t	41.5								A^2s
Typical Junction Capacitance (Note 2)	C_J	12								pF
Typical Thermal Resistance per leg (Note 3)	$R_{\theta JA}$	65								$^\circ C/W$
Operating Temperature Range	T_J	-55 to +150								$^\circ C$
Storage Temperature Range	T_{STG}	-55 to +150								$^\circ C$

Note: 1. Pulse Test with $PW = 300\mu sec$, 1% Duty Cycle.

2. Measured at 1.0 MHz and Applied reverse Voltage of 4.0V D.C

3. Thermal Resistance from Junction to lead mounted on P.C.B. with 0.3" x 0.3" (8.0 mm x 8.0 mm) copper pad areas.



SS52 THRU SS5200 Surface Mount Schottky Rectifiers

Characteristic Curves ($T_A=25^\circ\text{C}$ unless otherwise noted)

Fig. 1 Forward Current Derating Curve

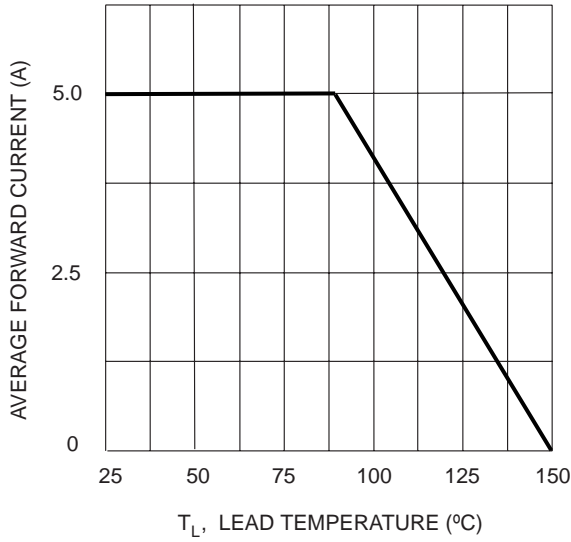


Fig. 2 Typ. Forward Characteristics

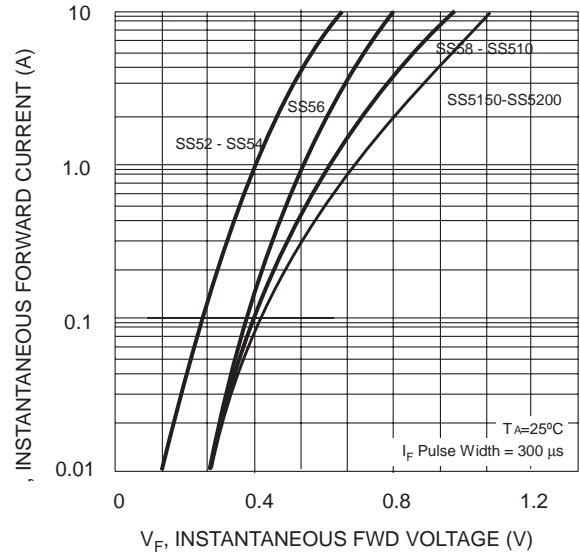


Fig. 3 Max Non-Repetitive Peak Fwd Surge Current

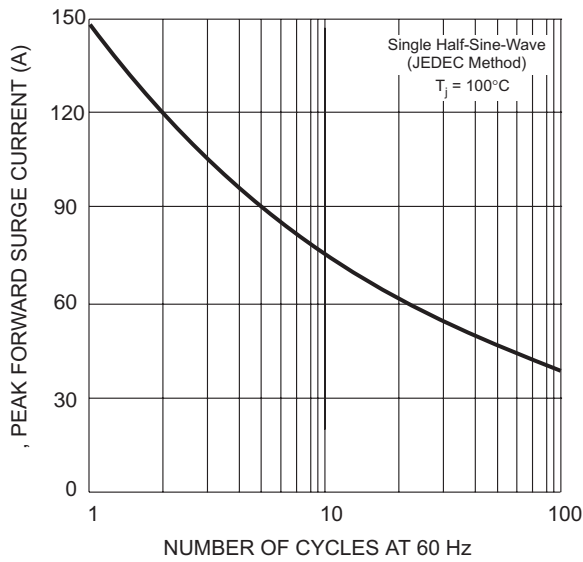


FIG.4 TYPICAL REVERSE CHARACTERISTIC

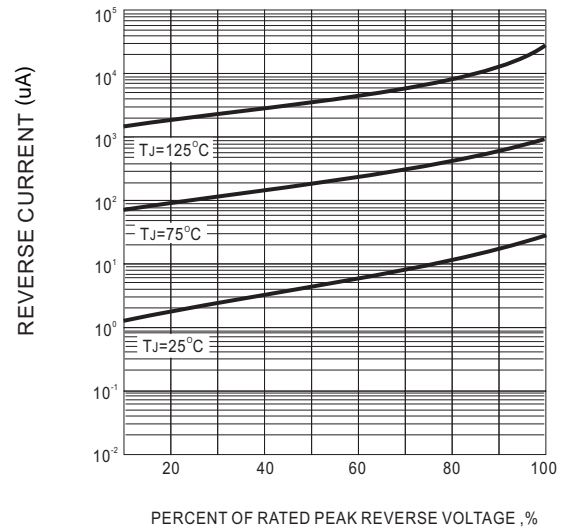
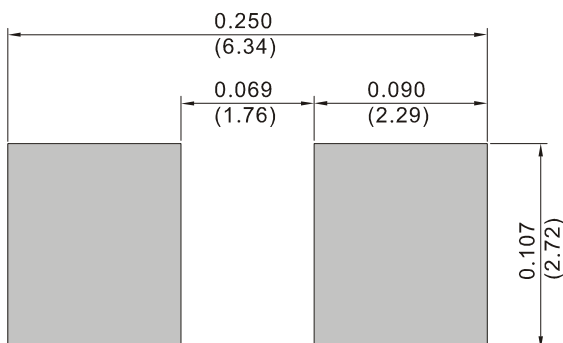


FIG.5 MOUNTING PAD LAYOUT



X-ON Electronics

Largest Supplier of Electrical and Electronic Components

Click to view similar products for [Schottky Diodes & Rectifiers](#) category:

Click to view products by [Juxing Electronic Technology](#) manufacturer:

Other Similar products are found below :

[MA4E2039](#) [MA4E2508M-1112](#) [MBR1545CT](#) [MMBD301M3T5G](#) [RB160M-50TR](#) [D83C](#) [BAS16E6433HTMA1](#) [BAT 54-02LRH E6327](#)
[NRVBAF360T3G](#) [NSR05F40QNXT5G](#) [NTE555](#) [JANS1N6640](#) [SK310-T](#) [SK34B-TP](#) [SS3003CH-TL-E](#) [GA01SHT18](#)
[CRS10I30A\(TE85L,QM](#) [MA4E2501L-1290](#) [MBRA140TRPBF](#) [MBRB30H30CT-1G](#) [BAT 15-04R E6152](#) [JANTX1N5712-1](#) [DMJ3940-000](#)
[SB007-03C-TB-E](#) [SK33B-TP](#) [NRVBB20100CTT4G](#) [NRVBM120LT1G](#) [NTSB30U100CT-1G](#) [VS-6CWQ10FNHM3](#) [CRG04\(T5L,TEMQ\)](#)
[ACDBA1100LR-HF](#) [ACDBA1200-HF](#) [ACDBA240-HF](#) [ACDBA3100-HF](#) [CDBQC0530L-HF](#) [CDBQC0240LR-HF](#) [ACDBA260LR-HF](#)
[ACDBA1100-HF](#) [MA4E2502L-1246](#) [10BQ015-M3/5BT](#) [NRVBM120ET1G](#) [CRS08TE85LQM](#) [PMAD1108-LF](#) [B120Q-13-F](#) [1N5819T-G](#)
[B0530WSQ-7-F](#) [PDS1040Q-13](#) [B160BQ-13-F](#) [SDM05U20CSP-7](#) [B140S1F-7](#)