



# US2AB-US2MB

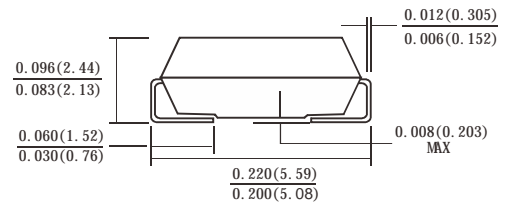
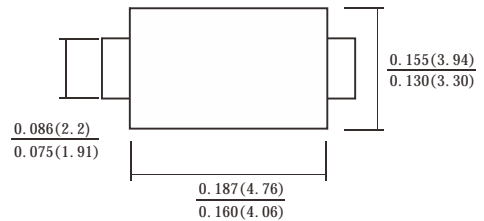
## Surface Mount Ultra Fast Rectifiers

### Features

- Low profile package
- Ideal for automated placement
- Glass passivated chip junctions
- Fast switching for high efficiency
- High forward surge capability
- High temperature soldering:  
260°C/10 seconds at terminals
- Component in accordance to  
RoHS 2002/95/1 and WEEE 2002/96/EC



SMB(DO-214AA)



Dimensions in inches and (millimeters)

### Mechanical Date

- **Case:** JEDEC DO-214AA molded plastic body over glass passivated chip
- **Terminals:** Solder plated, solderable per J-STD-002B and JESD22-B102D
- **Polarity:** Laser band denotes cathode end

### Maximum Ratings and Electrical Characteristics Rating at 25°C

ambient temperature unless otherwise specified. Single phase, half wave, 60 Hz, resistive or inductive load. For capacitive load, derate current by 20%

Type Number	SYMBOL	US2AB	US2BB	US2DB	US2GB	US2JB	US2KB	US2MB	Unit
Maximum Recurrent Peak Reverse Voltage	$V_{RRM}$	50	100	200	400	600	800	1000	V
Maximum RMS Voltage	$V_{RMS}$	35	70	140	280	420	560	700	V
Maximum DC Blocking Voltage	$V_{DC}$	50	100	200	400	600	800	1000	V
Average Rectified Output Current @ $T_L = 90^\circ C$	$I_{F(AV)}$	2.0							A
Peak Forward Surge Current 8.3ms Single half sine-wave superimposed on rated load (JEDEC Method)	$I_{FSM}$	50							A
Forward Voltage @ $I_F=2.0A$	$V_{FM}$	1.0		1.3	1.7			V	
Peak Reverse Current @ $T_A=25^\circ C$	$I_R$	5.0							uA
At Rated DC Blocking Voltage @ $T_A=125^\circ C$		100							
$I^2t$ Rating for Fusing ( $t < 8.3ms$ )	$I^2t$	10.37							A <sup>2</sup> s
Maximum Reverse Recovery Time (Note 1)	$T_{rr}$	50				75			ns
Typical Junction Capacitance (Note 2)	$C_J$	28							pF
Typical Thermal Resistance Junction to Ambient(Note 3)	$R_{\theta JA}$	20							°C/W
Operating Temperature Range	$T_J$	-55 to +150							°C
Storage Temperature Range	$T_{STG}$	-55 to +150							°C

Note: 1.Reverse Recovery Test Conditions: $I_F=0.5A, I_R=1.0A, I_{RR}=0.25A$ .

2. Measured at 1.0 MHz and Applied reverse Voltage of 4.0V D.C

3. 8.0MM<sup>2</sup> (.013mm Thick) Land Areas.



# US2AB-US2MB

## Surface Mount Ultra Fast Rectifiers

### Characteristic Curves ( $T_A=25^\circ\text{C}$ unless otherwise noted)

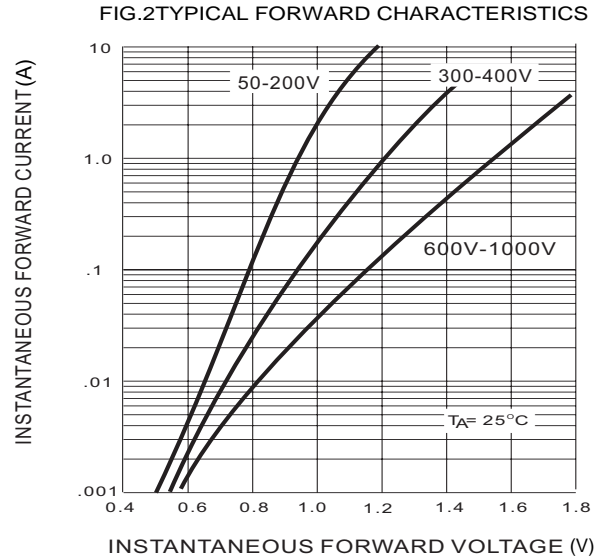
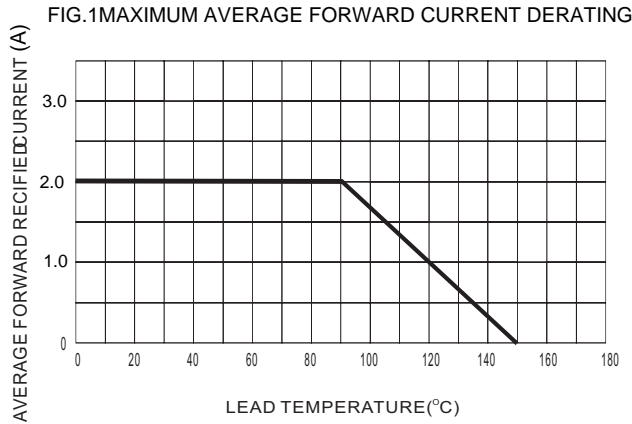


FIG.3 MAXIMUM NON-REPEITIVE SURGE CURRENT

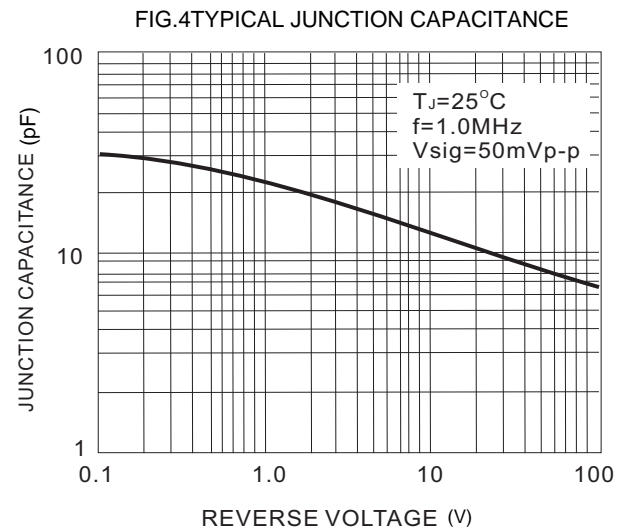
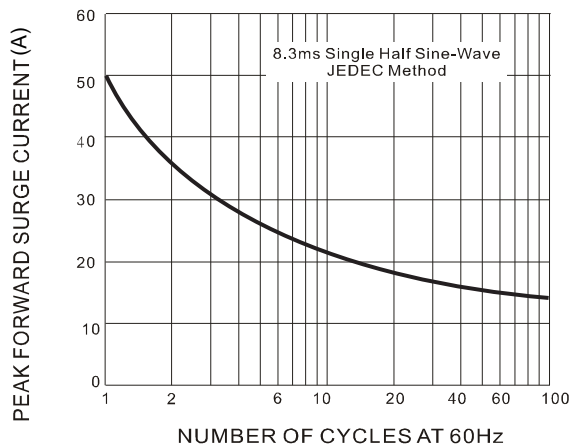


FIG.5 TYPICAL REVERSE CHARACTERISTICS

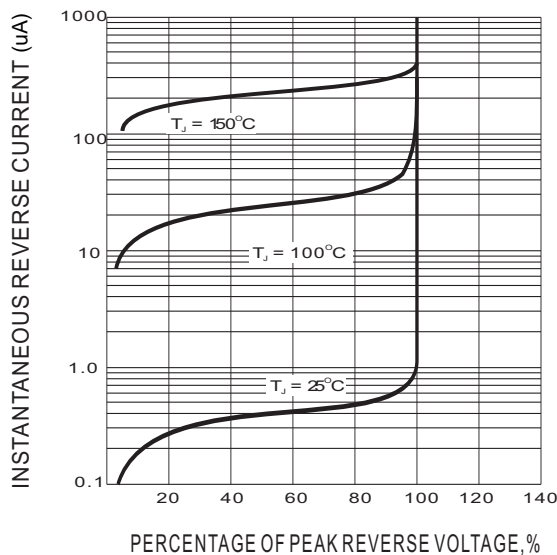
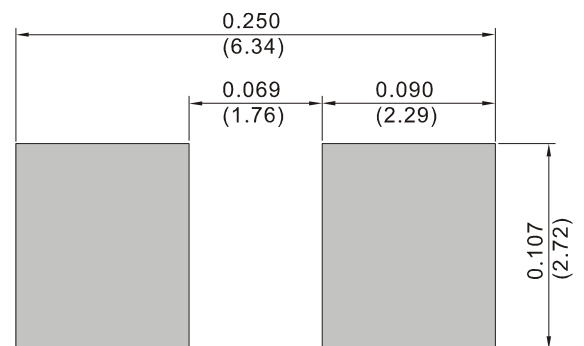


FIG.6 MOUNTING PAD LAYOUT



## X-ON Electronics

Largest Supplier of Electrical and Electronic Components

*Click to view similar products for [Rectifiers](#) category:*

*Click to view products by [Juxing Electronic Technology](#) manufacturer:*

Other Similar products are found below :

[70HFR40](#) [FR105 R0](#) [RL252-TP](#) [1N5397](#) [1N4005-TR](#) [1N4007-BP](#) [UFS120Je3/TR13](#) [20ETS12S](#) [RRE02VS6SGTR](#) [MS306](#) [A1N5404G-G](#)  
[CRF02\(T5L,TEMQ\)](#) [ACGRB207-HF](#) [CLH07\(TE16L,Q\)](#) [CLH03\(TE16L,Q\)](#) [1N5395-TP](#) [UES1302](#) [ACGRC307-HF](#) [ACEFC304-HF](#) [DZ-](#)  
[1380](#) [85HFR60](#) [40HFR60](#) [70HF120](#) [85HFR80](#) [SCF7500](#) [SM100](#) [ACGRA4001-HF](#) [SKN70/08](#) [NTE5819](#) [NTE5827](#) [NTE5828](#) [NTE5911](#)  
[NTE5915](#) [NTE6104](#) [NTE6163](#) [NTE6164](#) [NTE6165](#) [NTE6364](#) [TSD3G](#) [SET130312](#) [NRVUS110VT3G](#) [UES1106](#) [UES1306](#)  
[NRVUS240VT3G](#) [D5FE60-5063](#) [R4000GPS-TP](#) [D4015L56TP](#) [UES1306HR2](#) [FX20K120](#) [D20XB60-7101](#)