


■特点 Features

标准的 2.5 x 2.0 x 0.55 mm 陶瓷封装表面贴装形式  
小公差及高稳定性  
适应自动装配的8MM宽度的编带包装  
包装：每卷1000/2000/3000PCS

Typical 2.5 x 2.0 x 0.55 mm Ceramic SMD package  
Tight tolerance and Stability  
8mm width Tape&Reel package for automatic assembly  
Packing: Tape & Reel, 1000/2000/3000 pcs per Reel



■标准规格 Electronic Specification

|                                  |                             |
|----------------------------------|-----------------------------|
| 型号 Type                          | SMD2520                     |
| 频率范围 Frequency Range             | 12,000 ~ 54,000MHz          |
| 振荡模式 Oscillator Mode             | Fundamental(AT cut) 基频(AT切) |
| 调整频差 Frequency Tolerance(at25°C) | ±10ppm, ±20ppm, ±30ppm      |
| 温度频差 Frequency Stability         | 具体见表2                       |
| 工作温度 Operating Temperature Range | -40°C ~ 125°C               |
| 贮存温度 Storage Temperature Range   | -55°C ~ 125°C               |
| 负载电容 Load Capacitance            | Custom design               |
| 激励电平 Drive Level                 | 10µW Typical (300µW max.)   |
| 静态电容 Shunt Capacitance           | 5pF max.                    |
| 老化率 Aging                        | ΔF/F:±3PPM/year(max)        |

■等效电阻 Equivalent Series Resistance(E.S.R.)

| 频率范围 Frequency Range | 盒型 Hold Type | 振荡模式 Mode | 等效电阻 E.S.R. | 频率范围 Frequency Range | 盒型 Hold Type | 振荡模式 Mode | 等效电阻 E.S.R. |
|----------------------|--------------|-----------|-------------|----------------------|--------------|-----------|-------------|
| 12,000 ~ 15,999MHz   | SMD          | AT,Fund   | 150ΩMax.    | 19,000 ~ 29,999MHz   | SMD          | AT,Fund   | 80ΩMax.     |
| 16,000 ~ 18,999MHz   | SMD          | AT,Fund   | 100ΩMax.    | 30,000 ~ 54,000MHz   | SMD          | AT,Fund   | 60ΩMax.     |

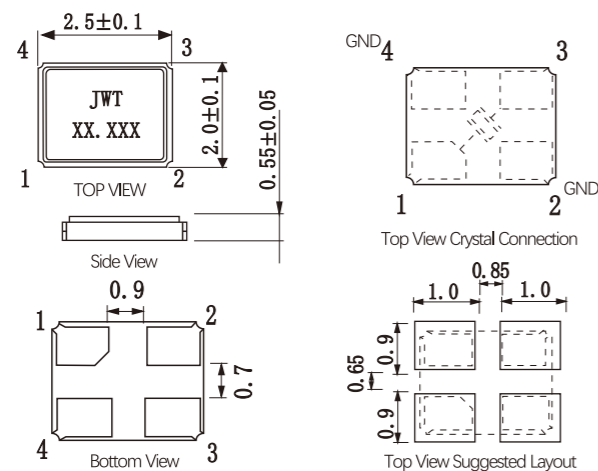
Table 1

■温度频差和工作温度范围 Frequency Stability Vs Operating Temperature range

| Temp.(°C)\ppm | ±5 | ±10 | ±15 | ±20 | ±25 | ±30 | ±50 |
|---------------|----|-----|-----|-----|-----|-----|-----|
| -10 to 60°C   | △  | ○   | ○   | ○   | ○   | ○   | ○   |
| -20 to 70°C   | △  | ○   | ○   | ○   | ○   | ○   | ○   |
| -40 to 85°C   |    |     | △   | ○   | ○   | ○   | ○   |
| -40 to 125°C  |    |     |     |     |     | △   | ○   |

Table 2


■外型尺寸 Outline Dimensions(Unit:mm)



■特点 Features

标准的 3.2 x 2.5 x 0.7 mm 陶瓷封装表面贴装形式  
小公差及高稳定性  
适应自动装配的8MM宽度的编带包装  
包装：每卷1000/2000/3000PCS

Typical 3.2 x 2.5 x 0.8 mm Ceramic SMD package  
Tight tolerance and Stability  
8mm width Tape&Reel package for automatic assembly  
Packing: Tape & Reel, 1000/2000/3000 pcs per Reel



■标准规格 Electronic Specification

|                                  |                             |
|----------------------------------|-----------------------------|
| 型号 Type                          | SMD3225                     |
| 频率范围 Frequency Range             | 8,000 ~ 54,000MHz           |
| 振荡模式 Oscillator Mode             | Fundamental(AT cut) 基频(AT切) |
| 调整频差 Frequency Tolerance(at25°C) | ±10ppm, ±20ppm, ±30ppm      |
| 温度频差 Frequency Stability         | 具体见表2                       |
| 工作温度 Operating Temperature Range | -40°C ~ 125°C               |
| 贮存温度 Storage Temperature Range   | -55°C ~ 125°C               |
| 负载电容 Load Capacitance            | Custom design               |
| 激励电平 Drive Level                 | 10µW Typical (300µW max.)   |
| 静态电容 Shunt Capacitance           | 5pF max.                    |
| 老化率 Aging                        | ΔF/F:±3PPM/year(max)        |

■等效电阻 Equivalent Series Resistance(E.S.R.)

| 频率范围 Frequency Range | 盒型 Hold Type | 振荡模式 Mode | 等效电阻 E.S.R. | 频率范围 Frequency Range | 盒型 Hold Type | 振荡模式 Mode | 等效电阻 E.S.R. |
|----------------------|--------------|-----------|-------------|----------------------|--------------|-----------|-------------|
| 8,000 ~ 9,839MHz     | SMD          | AT,Fund   | 500ΩMax.    | 16,000 ~ 18,999MHz   | SMD          | AT,Fund   | 60ΩMax.     |
| 9,840 ~ 11,999MHz    | SMD          | AT,Fund   | 300ΩMax.    | 19,000 ~ 29,999MHz   | SMD          | AT,Fund   | 40ΩMax.     |
| 12,000 ~ 15,999MHz   | SMD          | AT,Fund   | 80ΩMax.     | 30,000 ~ 54,000MHz   | SMD          | AT,Fund   | 30ΩMax.     |

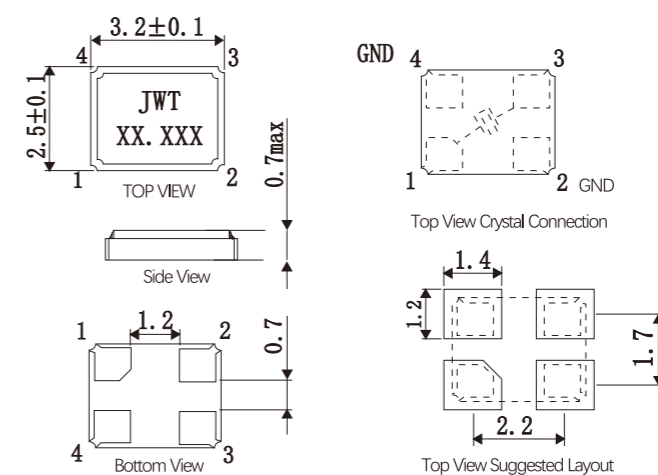
Table 1

■温度频差和工作温度范围 Frequency Stability Vs Operating Temperature range

| Temp.(°C)\ppm | ±5 | ±10 | ±15 | ±20 | ±25 | ±30 | ±50 |
|---------------|----|-----|-----|-----|-----|-----|-----|
| -10 to 60°C   | △  | ○   | ○   | ○   | ○   | ○   | ○   |
| -20 to 70°C   | △  | ○   | ○   | ○   | ○   | ○   | ○   |
| -40 to 85°C   |    |     | △   | ○   | ○   | ○   | ○   |
| -40 to 125°C  |    |     |     |     |     | △   | ○   |

Table 2

■外型尺寸 Outline Dimensions(Unit:mm)



## X-ON Electronics

Largest Supplier of Electrical and Electronic Components

*Click to view similar products for [Crystals](#) category:*

*Click to view products by [JWT](#) manufacturer:*

Other Similar products are found below :

[CX3225GB25000M0PPSZ1](#) [718-13.2-1](#) [MC405 32.0000K-R3:PURE SN](#) [7A-40.000MAAE-T](#) [FL2000085](#) [99-BU](#) [9B-15.360MBBK-B](#) [9C-7.680MBBK-T](#) [H10S-12.000-18-EXT-TR](#) [ABC2-6.000MHZ-D4Z-T](#) [ABLS-20.000MHZ-D2-T](#) [ABS071-32.768KHZ-6-T](#) [R38-32.768-12.5-5PPM-NPB](#) [BTD1062E05A-513](#) [21U15A-21.4MHZ](#) [RTX-781DF1-S-20.950](#) [LFXTAL066198Cutt](#) [9C-14.31818MBBK-T](#) [A-11.000MHZ-27](#) [ABL-27.000MHZ-B4Y-T](#) [ABM11-132-24.000MHZ-T3](#) [ABM3B1-25.000MHZ-D2Y-T](#) [SPT2A-.032768B](#) [SPT2A.032768G](#) [SSPT7F-9PF20-R](#) [FX325BS-38.88EEM1201](#) [LFXTAL065253Cutt](#) [LFXTAL066431Cutt](#) [XT9S20ANA14M7456](#) [XT9SNLANA16M](#) [7A-24.576MBBK-T](#) [7B-30.000MBBK-T](#) [7A-14.31818MBBK-T](#) [6504-202-1501](#) [6526-202-1501](#) [ABLS-12.000MHZ-B2Y-T](#) [7A-10.000MBBK-T](#) [SG636PCE-20.000MC](#) [3404](#) [E1SAA18-25.000M TR](#) [CM315D32768EZFT](#) [C1E-24.000-7-2020-R](#) [C1E-19.200-12-1530-X-R](#) [C1E-16.000-12-1530-X-R](#) [ABM11-16.000MHZ-9-B1U-T](#) [FL5000014](#) [EUCA18-3.1872M](#) [FX0800015](#) [425F35E027M0000](#) [FP0800018](#)