


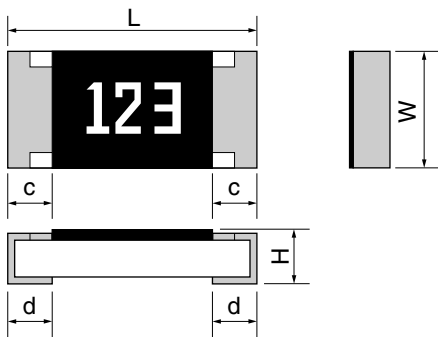
RMC

●Features

- 01005 to 2512 inch size and Jumper chip available.
- 0.1W is available for 0402 inch (RMC1/16S).
- Precise dimension by Laser-scriber method (RMC1/20, RMC1/32).
- Press Pocket Taping package (RMC1/20, RMC1/32).
- Walsin Technology Corporation OEM products (1206 to 0402 inch) are also available.
- Please contact KAMAYA for Halogen and Antimony free product of RMC series.
- Stability Class : 5%



●Dimensions



Rated resistance value marking is 3-digit on the over coating except RMC1/16S & RMC1/20 & RMC1/32. 4-digit marking is available for F & G tolerance except RMC1/16, RMC1/16S & RMC1/20 & RMC1/32 type.

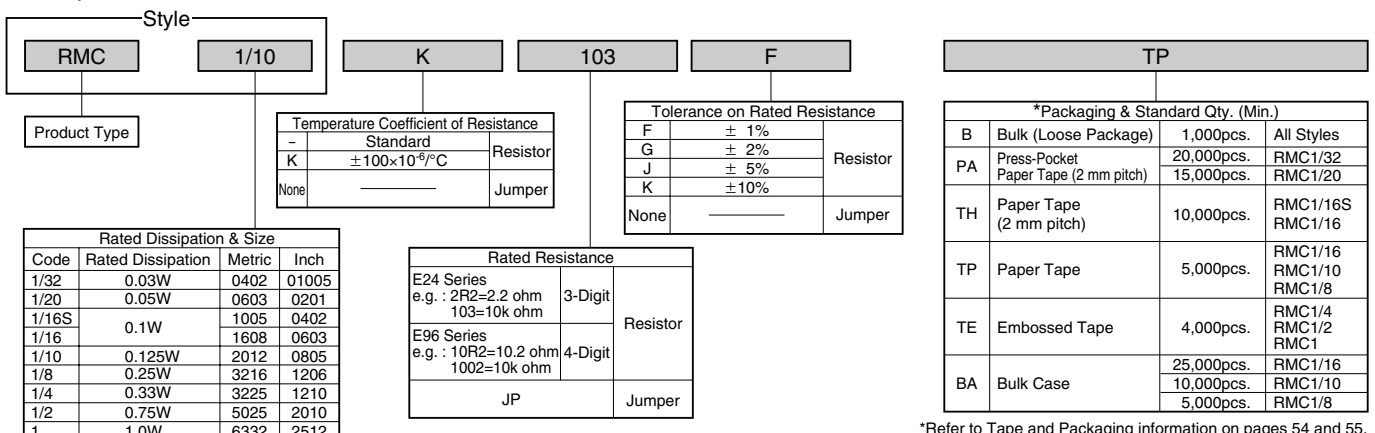
Unit : mm

Style	Metric	Inch	Product	L	W	H	c	d	*Unit weight/pc.
RMC1/32	0402	01005	KAMAYA	0.4 ± 0.02	0.2 ± 0.02	0.13 ± 0.02	0.08 ± 0.03	0.1 ± 0.03	0.035mg
RMC1/20	0603	0201	KAMAYA	0.6 ± 0.03	0.3 ± 0.03	0.23 ± 0.03	0.1 ± 0.05	0.15 ± 0.05	0.16mg
RMC1/16S	1005	0402	KAMAYA	1.0 ± 0.05	0.5 ± 0.05	0.35 ± 0.05	0.2 ± 0.1	0.25 ^{+0.05} _{-0.10}	0.6mg
			WALSIN						
RMC1/16	1608	0603	KAMAYA	1.6 ± 0.1	0.8 ^{+0.15} _{-0.05}	0.45 ± 0.10	0.3 ± 0.1	0.3 ± 0.1	2mg
			WALSIN						
RMC1/10	2012	0805	KAMAYA	2.0 ± 0.1	1.25 ± 0.10	0.55 ± 0.10	0.4 ± 0.2	0.4 ± 0.2	5mg
			WALSIN						
RMC1/8	3216	1206	KAMAYA	3.2 ± 0.15	1.6 ± 0.15	0.55 ± 0.10	0.5 ± 0.25	0.5 ± 0.25	9mg
			WALSIN						
RMC1/4	3225	1210	KAMAYA	3.2 ± 0.15	2.5 ± 0.15	0.55 ± 0.15	0.5 ± 0.25	0.5 ± 0.25	16mg
RMC1/2	5025	2010	KAMAYA	5.0 ± 0.15	2.5 ± 0.15	0.55 ± 0.15	0.6 ± 0.2	0.6 ± 0.2	25mg
RMC1	6332	2512	KAMAYA	6.3 ± 0.15	3.2 ± 0.15	0.55 ± 0.15	0.6 ± 0.2	0.6 ± 0.2	40mg

*Values for reference

●Part Number Description

Example



*Refer to Tape and Packaging information on pages 54 and 55.

*Please contact Kamaya sales department for 1mm pitch taping of RMC1/16s, 1/20.

FIXED THICK FILM CHIP RESISTORS; RECTANGULAR TYPE

RMC

●Ratings

Style	Size Metric (Inch)	Rated Dissipation at 70°C W	Rated Resistance Range					Tolerance on Rated Resistance	Temperature Coefficient of Resistance		Limiting Element Voltage V	Isolation Voltage V	Category Temperature Range °C		
			1Ω	10Ω	100Ω	1MΩ	10MΩ		Code	10 ⁻⁶ /°C					
RMC1/32	0402 (01005)	0.03 (0.5A)		4.7 - 9.1					F, J	-	+600 - -200	15	50	-55 - +125	
					10 - 91										-
RMC1/20	0603 (0201)	0.05 (1.0A)							J	-	+1000 - +300	25	50	-55 - +125	
				1 - 3.92						F, J	-				+600 - -200
					4.02 - 9.76										-
RMC1/16S	1005 (0402)	0.1 (1.0A)							F, J	-	+500 - -200	50	100	-55 - +155	
					10 - 1M					G, J	-				±200
RMC1/16	1608 (0603)	0.1 (2.0A)							F	K	±100	50	100	-55 - +155	
				0.47 - 0.91						F, G, J	-				±200
					1 - 9.76										-
RMC1/10	2012 (0805)	0.125 (2.0A)							F, G, J	-	+1000 - +300	150	500	-55 - +155	
				0.27 - 0.91						F, G, J	-				+500 - -200
					1 - 9.76						G, J				-
RMC1/8	3216 (1206)	0.25 (2.0A)							F	K	±100	200	500	-55 - +155	
				0.22 - 0.91						F, G, J	-				±200
					1 - 9.76										-
RMC1/4	3225 (1210)	0.33 (2.0A)							F, G, J	-	+1000 - +300	200	500	-55 - +155	
				0.2 - 0.91						F, G, J	-				+500 - -200
					1 - 9.76						G, J				-
RMC1/2	5025 (2010)	0.75 (2.0A)							F	K	±100	200	500	-55 - +155	
				0.33 - 0.91						F, G, J	-				±200
					1 - 9.76										-
RMC1	6332 (2512)	1.0 (2.0A)							K	-	+1000 - +300	200	500	-55 - +155	
				0.33 - 0.91						F, J	-				+500 - -200
					1 - 9.76						G, J				-

Note1. E24 series is available, E96 series is available for tolerance "F"(1%)

Note2. Rated Voltage = √(Rated Dissipation) × (Rated Resistance). (d.c. or a.c. r.m.s. Voltage)

Note3. Limiting Element Voltage can only be applied to resistors when the resistance value is equal to or higher than the critical resistance value.

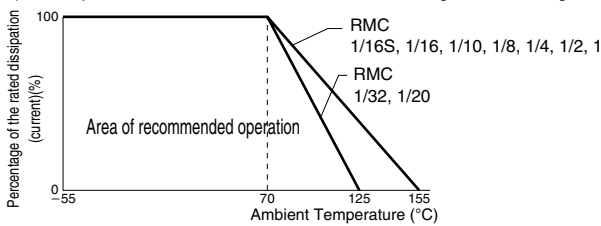
Note4. Critical Resistance Value is the resistance value at which the rated voltage is equal to the limiting element voltage.

Note5. Jumper: Resistance value is less than 50m ohm.

●Derating Curve

The derated values of dissipation for temperatures in excess of 70°C shall be indicated by the following Curve.

(For Jumpers the load current shall be derated according to the Derating Curve)



●Climatic Category

55/125/56: RMC1/32, 1/20

55/155/56: RMC1/16S, 1/16, 1/10, 1/8, 1/4, 1/2, 1

	RMC1/32, 1/20	RMC1/16S, 1/16, 1/10, 1/8, 1/4, 1/2, 1
Lower Category Temperature	-55°C	-55°C
Upper Category Temperature	+125°C	+155°C
Duration of the Damp heat, Steady-State Test	56 days	56 days

●Performance Characteristics JIS C 5201-1 : 1998

Description	Requirements	Test Methods
Voltage proof	No breakdown or flashover R _≥ 1G ohm	Clause 4.7 RMC1/32, 1/20 50Va.c., 60s RMC1/16S, 1/16 100Va.c., 60s RMC1/10-1 500Va.c., 60s
Variation of resistance with temperature	See Ratings Table	Clause 4.8 +20°C/-55°C/+20°C/+125°C/+20°C: RMC1/32, 1/20 +20°C/-55°C/+20°C/+155°C/+20°C: RMC1/16S-1
Overload	ΔR _± (1%+0.05 ohm) No visible damage, legible marking	Clause 4.13 The applied voltage shall be 2.5 times of the rated voltage or twice of the limiting element voltage, whichever is the less severe, 2s.
Solderability	In accordance with Clause 4.17.4.5	Clause 4.17 235°C, 2s
Resistance to soldering heat	ΔR _± (1%+0.05 ohm)	Clause 4.18 After immersion into the flux, the immersion into solder shall be carried out in Solder bath at 260°C for 5s.
Rapid change of temperature	ΔR _± (1%+0.05 ohm) No visible damage	Clause 4.19 5 cycles between -55°C and +125°C: RMC1/32, 1/20 5 cycles between -55°C and +155°C: RMC1/16S-1
Climatic sequence	ΔR _± (5%+0.1 ohm) No visible damage	Clause 4.23 Dry/Damp heat (12+12h cycle), first cycle./ Cold/Damp heat (12+12h cycle), remaining cycle./ D.C.Load.
Damp test, steady state	ΔR _± (5%+0.1 ohm) No visible damage, legible marking	Clause 4.24 40°C, 95%R.H., 56 days, test a) and b) of Clause 4.24.2.1
Endurance at 70°C	ΔR _± (5%+0.1 ohm) No visible damage	Clause 4.25.1 Rated voltage, 1.5h"ON", 0.5h"OFF", 70°C, 1,000h
Endurance at the upper category temperature	ΔR _± (5%+0.1 ohm) No visible damage	Clause 4.25.3 125°C, no-load, 1,000h.: RMC1/32, 1/20 155°C, no-load, 1,000h.: RMC1/16S-1
Adhesion	No visible damage	Clause 4.32 5N, 10s (RMC1/20 = 3N, RMC1/32 = 2N)
Bend strength of the face plating	ΔR _± (1%+0.05 ohm)	Clause 4.33 RMC1/32-1/4 Amount of bend : 3 mm RMC1/2, 1 Amount of bend : 1 mm

X-ON Electronics

Largest Supplier of Electrical and Electronic Components

Click to view similar products for [Thick Film Resistors - SMD category](#):

Click to view products by [Kamaya manufacturer](#):

Other Similar products are found below :

[CRCW04028R20JNEE](#) [CRCW06036K80FKEE](#) [CRG1206F1K58](#) [CRL0603-FW-R700ELF](#) [M55342K06B6E19RWL](#) [RC1005F1072CS](#)
[RC1005F471CS](#) [RC1005F4751CS](#) [RCP0603W100RGED](#) [RCWP72251K47FKWB](#) [RLR05C7501GPB14](#) [RLR07C5111FSBSL](#) [ERJ-](#)
[1GMF1R00C](#) [ERJ-1GMF1R20C](#) [ERJ-1GMF2R55C](#) [ERJ-1GMF8R66C](#) [25121WF1003T4E](#) [25.501.3653.0](#) [290-1.0M-RC](#) [292-1.0M-RC](#) [292-](#)
[2.2K-RC](#) [292-4.7K-RC](#) [25121WF4700T4E](#) [292-470K-RC](#) [302-1.0M-RC](#) [CPG1206F10KC](#) [CRCW02011R00FXED](#) [CRCW060315K0FKEE](#)
[CRCW060320K5FKEE](#) [CRG0201F10K](#) [RCG0402150RFKED](#) [RCG04023K92FKED](#) [RCP2512B100RGWB](#) [RCWP110010R0FKS3](#)
[RCWP11002K00FKS3](#) [RCWP12061K00FKS2](#) [3520510RJT](#) [352075KJT](#) [M55342K11B9E53RUL](#) [RMC16-102JT](#) [RMC1JPTE](#) [TR0603MR-](#)
[075K1L](#) [5-2176094-4](#) [35202K7JT](#) [WF06Q1000FTL](#) [ERJ-S03J1R0V](#) [ERJ-S14J4R7U](#) [CHP2512L4R30GNT](#) [CPCC10270R0JE32](#)
[RCWP11001K00FKS3](#)