

KY3407C

-30V P-Channel Mosfet

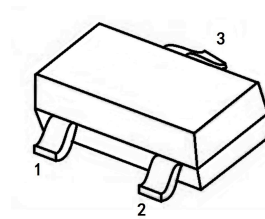
FEATURES

- $R_{DS(ON)} \leq 80m\Omega$ (57m Ω Typ.)
@ $V_{GS}=-10V$
- $R_{DS(ON)} \leq 130m\Omega$ (112m Ω Typ.)
@ $V_{GS}=-4.5V$

APPLICATIONS

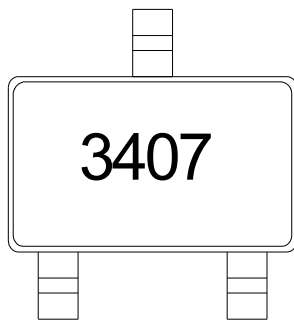
- Load Switch
- Power Management

SOT-23



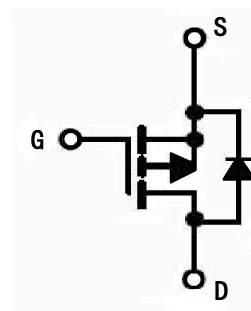
1. GATE
2. SOURCE
3. DRAIN

MARKING



3407: Device code

P-CHANNEL MOSFET



MAXIMUM RATINGS (Ta=25°C unless otherwise noted)

Symbol	Parameter	Max.	Units
V_{DSS}	Drain-Source Voltage	-30	V
V_{GSS}	Gate-Source Voltage	± 20	V
I_D	Continuous Drain Current	-3.2	A
I_{DM}	Pulsed Drain Current ^{note1}	-12.8	A
P_{tot}	Total Power Dissipation	1.25	W
$R_{\theta JA}$	Thermal Resistance, Junction to Ambient	100	°C/W
T_J	Junction Temperature	150	°C
T_{STG}	Storage Temperature Range	-55 to +150	°C

KY3407C

MOSFET ELECTRICAL CHARACTERISTICS Ta=25 °C unless otherwise specified

Symbol	Parameter	Test Condition	Min.	Typ.	Max.	Units
Off Characteristic						
$V_{(BR)DSS}$	Drain-Source Breakdown Voltage	$V_{GS} = 0V, I_D = -250\mu A$	-30	-	-	V
I_{DSS}	Zero Gate Voltage Drain Current	$V_{DS} = -30V,$ $V_{GS} = 0V, T_J = 25^\circ C$	-	-	-1	μA
I_{GSS}	Gate to Body Leakage Current	$V_{GS} = \pm 20V, V_{DS} = 0V$	-	-	± 100	nA
On Characteristics						
$V_{GS(th)}$	Gate Threshold Voltage	$V_{DS} = V_{GS}, I_D = -250\mu A$	-1.0	-1.86	-2.5	V
$R_{DS(on)}$	Static Drain-Source On-Resistance <small>note2</small>	$V_{GS} = -10V, I_D = -3A$	-	57	80	m Ω
		$V_{GS} = -4.5V, I_D = -2A$	-	112	130	
Dynamic Characteristics						
C_{iss}	Input Capacitance	$V_{DS} = -15V, V_{GS} = 0V$ $f = 1.0MHz$	-	480	-	pF
C_{oss}	Output Capacitance		-	79	-	pF
C_{rss}	Reverse Transfer Capacitance		-	60	-	pF
Q_g	Total Gate Charge	$V_{DS} = -15V, I_D = -2A,$ $V_{GS} = -10V$	-	5.5	-	nC
Q_{gs}	Gate-Source Charge		-	0.82	-	nC
Q_{gd}	Gate-Drain("Miller") Charge		-	1.08	-	nC
Switching Characteristics						
$t_{d(on)}$	Turn-On Delay Time	$V_{GS} = -10V, V_{DS} = -15V$ $R_G = 2.5\Omega, I_D = -1A$ $R_L = 15\Omega,$	-	11.5	-	ns
t_r	Turn-On Rise Time		-	50.1	-	ns
$t_{d(off)}$	Turn-Off Delay Time		-	15.6	-	ns
t_f	Turn-Off Fall Time		-	8.2	-	ns
Drain-Source Diode Characteristics and Maximum Ratings						
V_{SD}	Drain to Source Diode Forward Voltage	$V_{GS} = 0V, I_{SD} = -3A$ $T_J = 25^\circ C$	-	-	-1.2	V

Notes: 1. Repetitive Rating: Pulse width limited by maximum junction temperature

2. Pulse Test: Pulse width $\leq 300\mu s$, Duty Cycle $\leq 2\%$

KY3407C

Typical Performance Characteristics

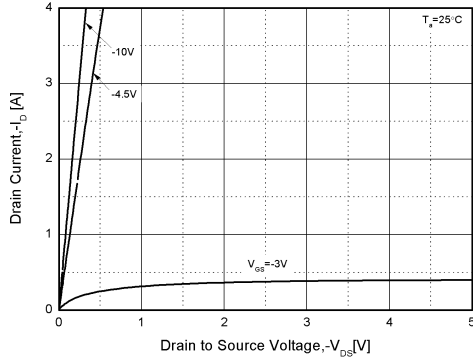


Figure1. Output Characteristics

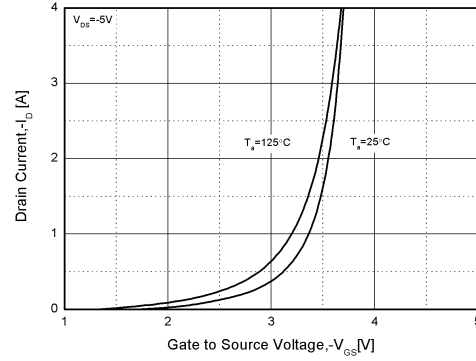


Figure2. Transfer Characteristics

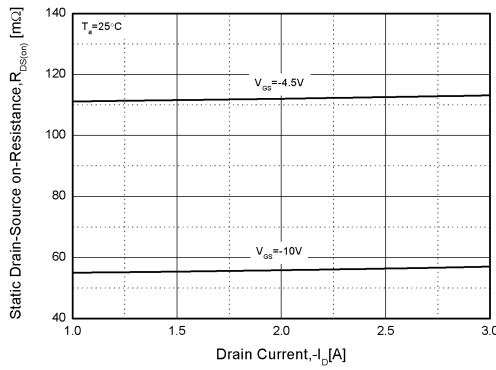


Figure3. Rdson-Drain Current

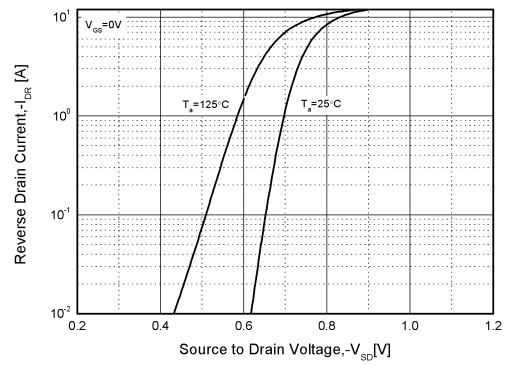


Figure4. Typical Source-Drain Diode Forward Voltage

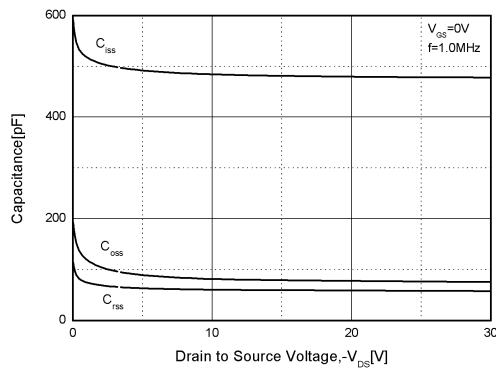


Figure5. Capacitance Characteristics

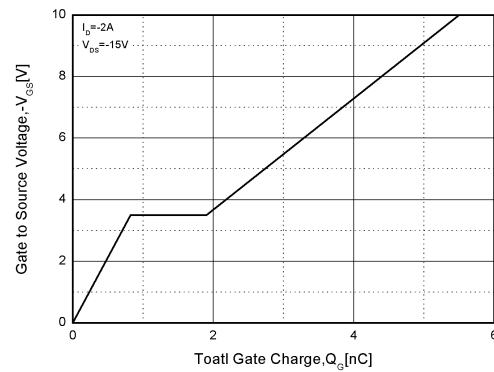


Figure6. Gate Charge

KY3407C

Typical Performance Characteristics (cont.)

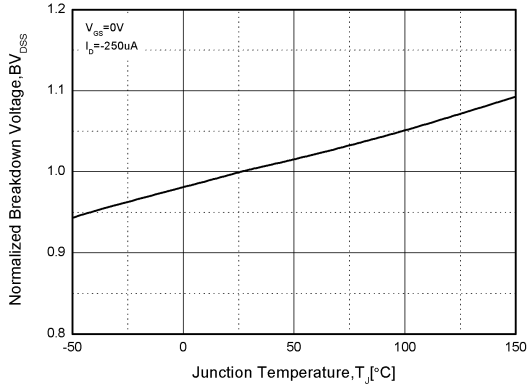


Figure7. Normalized Breakdown Voltage vs. Temperature

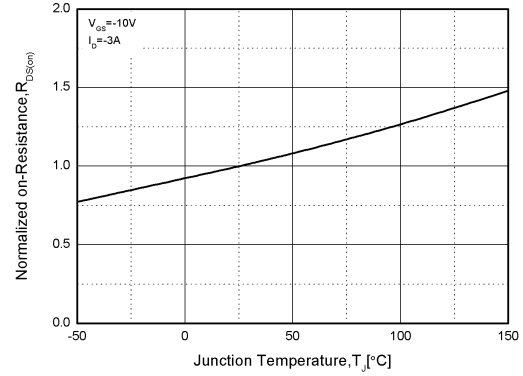


Figure8. Normalized on Resistance vs. Temperature

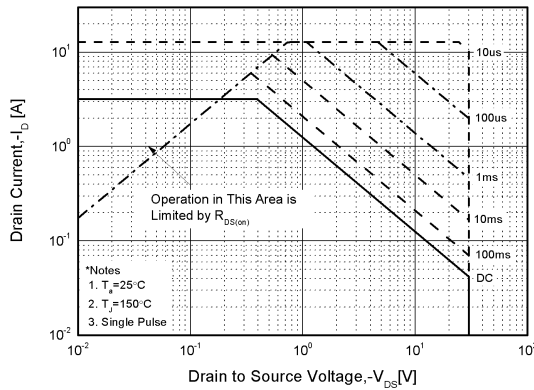


Figure9. Safe Operation Area

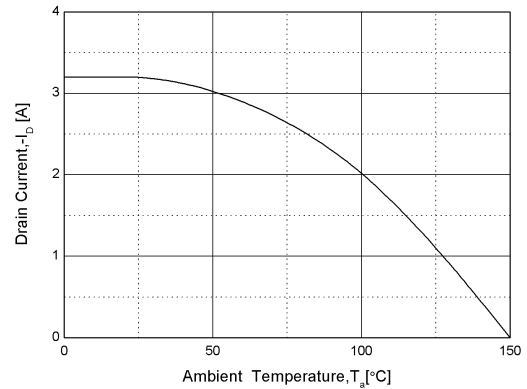


Figure10. Drain Current vs. Ambient Temperature

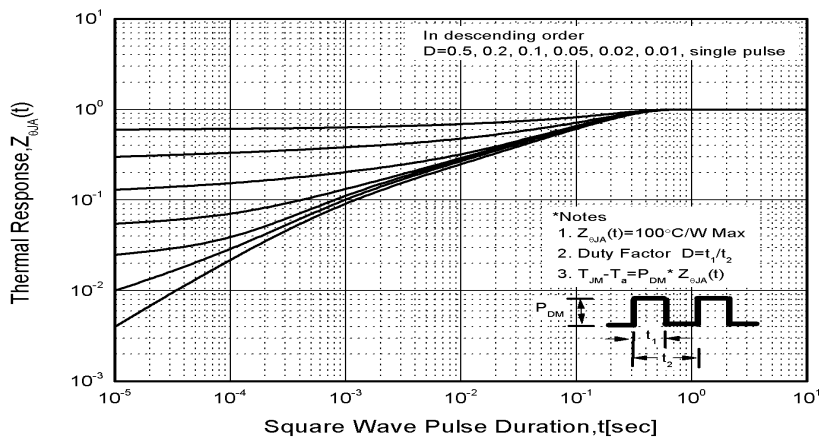
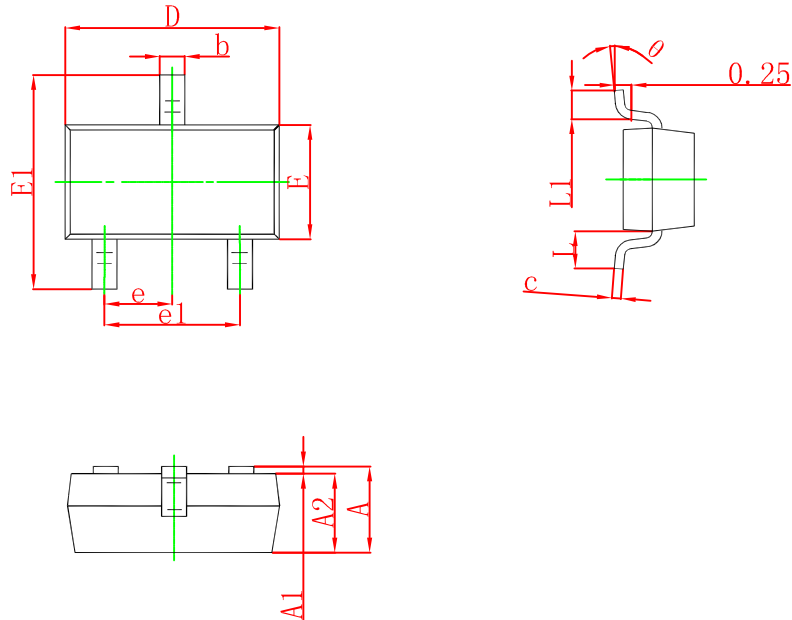


Figure11. Transient Thermal Response Curve

KY3407C

SOT-23 PACKAGE OUTLINE DRAWING



Symbol	Dimensions In Millimeters		Dimensions In Inches	
	Min	Max	Min	Max
A	0.900	1.150	0.035	0.045
A1	0.000	0.100	0.000	0.004
A2	0.900	1.050	0.035	0.041
b	0.300	0.500	0.012	0.020
c	0.080	0.150	0.003	0.006
D	2.800	3.000	0.110	0.118
E	1.200	1.400	0.047	0.055
E1	2.250	2.550	0.089	0.100
e	0.950 TYP		0.037 TYP	
e1	1.800	2.000	0.071	0.079
L	0.550 REF		0.022 REF	
L1	0.300	0.500	0.012	0.020
θ	0°	8°	0°	8°

X-ON Electronics

Largest Supplier of Electrical and Electronic Components

Click to view similar products for [MOSFET](#) category:

Click to view products by [Kang Yang](#) manufacturer:

Other Similar products are found below :

[IRFD120](#) [IRFF430](#) [JANTX2N5237](#) [2SK2267\(Q\)](#) [BUK455-60A/B](#) [TK100A10N1,S4X\(S](#) [MIC4420CM-TR](#) [VN1206L](#) [NDP4060](#) [SI4482DY](#)
[IRS2092STRPBF-EL](#) [IPS70R2K0CEAKMA1](#) [SQM120N06-3M5L-GE3](#) [TK31J60W5,S1VQ\(O](#) [TK31J60W,S1VQ\(O](#) [TK16J60W,S1VQ\(O](#)
[2SK2614\(TE16L1,Q\)](#) [DMN1017UCP3-7](#) [EFC2J004NUZTDG](#) [P85W28HP2F-7071](#) [NTE2384](#) [DMC2700UDMQ-7](#) [DMN2080UCB4-7](#)
[DMN61D9UWQ-13](#) [US6M2GTR](#) [DMN31D5UDJ-7](#) [DMP22D4UFO-7B](#) [IPS60R3K4CEAKMA1](#) [DMN1006UCA6-7](#) [DMN16M9UCA6-7](#)
[STF5N65M6](#) [IRF40H233XTMA1](#) [STU5N65M6](#) [DMN6022SSD-13](#) [DMN13M9UCA6-7](#) [DMTH10H4M6SPS-13](#) [IPS60R360PFD7SAKMA1](#)
[DMN2990UFB-7B](#) [SSM3K35CT,L3F](#) [IPLK60R1K0PFD7ATMA1](#) [2N7002W-G](#) [MCAC30N06Y-TP](#) [IPWS65R035CFD7AXKSA1](#)
[MCQ7328-TP](#) [SSM3J143TU,LXHF](#) [DMN12M3UCA6-7](#) [PJMF280N65E1_T0_00201](#) [PJMF380N65E1_T0_00201](#)
[PJMF280N60E1_T0_00201](#) [PJMF600N65E1_T0_00201](#)