


HK3FF

SUBMINIATURE HIGH POWER RELAY



Features

- 15A switching capability
- 1 Form A & C configurations
- Subminiature, standard PCB layout
- Plastic sealed and flux proofed types available
- Environmental friendly product (RoHS compliant)
- Outline Dimensions: (19.0 x 15.5 x 15.8) mm

CONTACT DATA

Contact Form	1A, 1C
Contact Material	Silver Alloy
Contact Ratings	10A 277VAC 30VDC
Max Switching Voltage	16VDC
Max Switching Current	15A
Max Switching Power	2770VA 210W
Contact Resistance	100MΩ(at 1A 6VDC)
Electrical Life	1X105Ops(30Ops/min)
Mechanical Life	1X107Ops(300Ops/min)

GENERAL DATA

Insulation Resistance	100MΩ 500VDC	
Dielectric Strength	Between coil & contacts	1500VAC 1min
	Between open contacts	750VAC 1min
Operate Time	Max. 10ms	
Release Time	Max. 5ms	
Temperature Range	- 40°C to +70°C	
Shock Resistance	Functional	98m/s ² (10g)
	Destructive	980m/s ² (100g)
Vibration Resistance	10 to 55Hz 1.5mm	
Humidity	35% to 85% RH	
Weight	Approx. 10g	
Safety Standard	CUL TÜV CQC	

COIL DATA

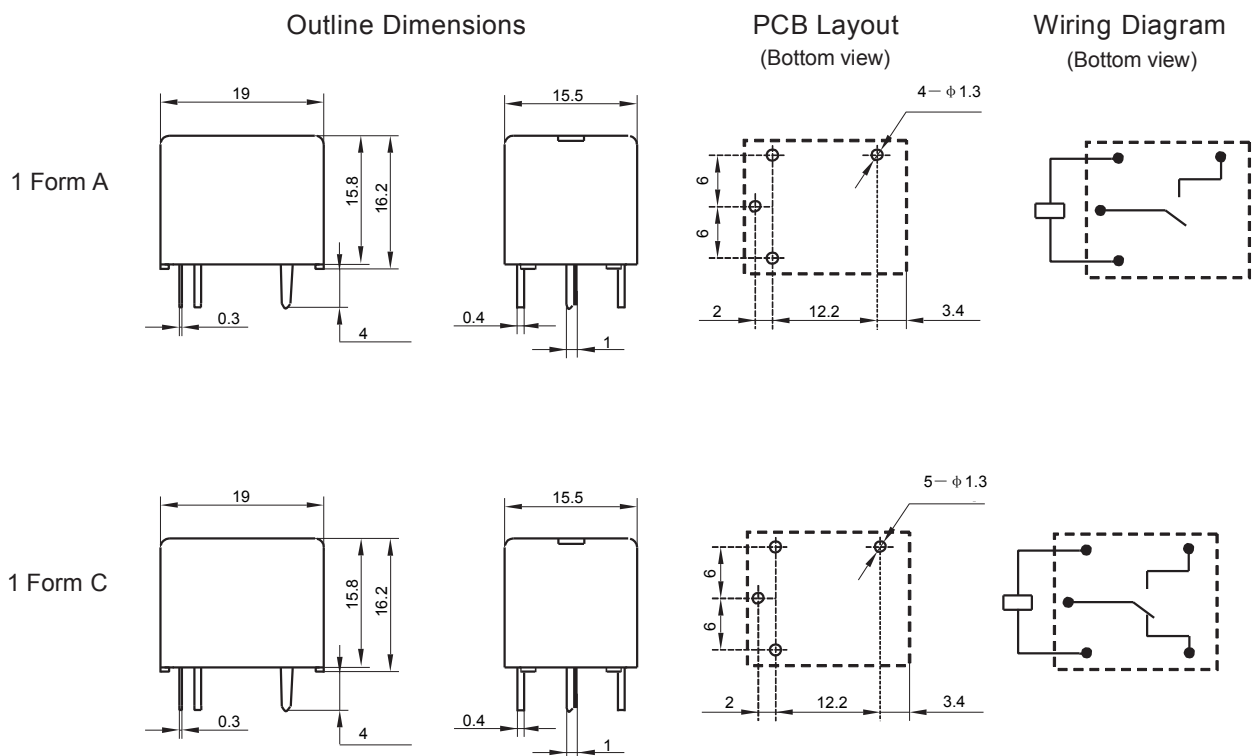
Nominal Voltage (VDC)	Coil Resistance at 20°C ± 10%(Ω)		Max Operate Voltage (VDC)	Min Release Voltage (VDC)	Max Applicate Voltage (VDC)
	0.36W	0.45W			
3	25	20	2.25	0.3	3.9
5	70	55	3.75	0.5	6.5
6	100	80	4.50	0.6	7.8
9	225	180	6.75	0.9	11.7
12	400	320	9.00	1.2	15.6
24	1600	1280	18.00	2.4	31.2
48	6400	5100	36.00	4.8	62.4

ORDERING INFORMATION

HK3FF	-	DC	6V	-	S	D	X	X	X	Special request code	G: RoHS
										Mounting termination	NIL:PCB
										Contact Form	1C 1A 1B NIL:1C
										Coil Power	H:0.36W D:0.45W
										Type of Sealing	NIL: Flow Solder Type S: Plastic Sealed Type
										Coil Voltage	3V,5V,6V,9V,12V,24V,48V
										Coil Type	DC
										Type	HK3FF

OUTLINE DIMENSIONS, WIRING DIAGRAM AND PCBOARD LAYOUT

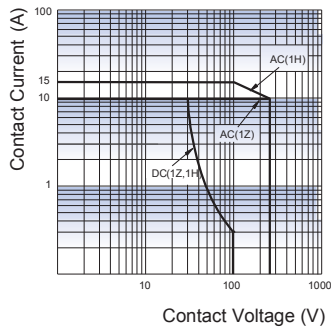
Unit: mm



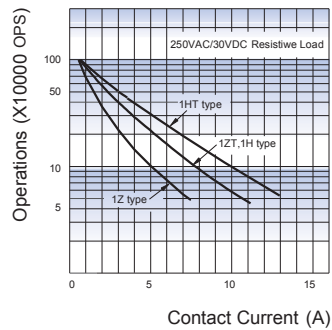
- Remark: 1) In case of no tolerance shown in outline dimension: outline dimension $\leq 1\text{mm}$, tolerance should be $\pm 0.2\text{mm}$; outline dimension $> 1\text{mm}$ and $\leq 5\text{mm}$, tolerance should be $\pm 0.3\text{mm}$; outline dimension $> 5\text{mm}$, tolerance should be $\pm 0.4\text{mm}$.
- 2) The tolerance without indicating for PCB layout is always $\pm 0.1\text{mm}$.

CHARACTERISTIC CURVES

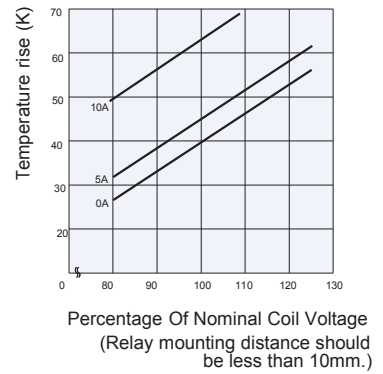
MAXIMUM SWITCHING POWER



ENDURANCE CURVE



COIL TEMPERATURE RISE



Disclaimer

This datasheet is for the customers' reference. All the specifications are subject to change without notice. We could not evaluate all the performance and all the parameters for every possible application. Thus the user should be in a tight position choose the suitable product for their own application. If there is any query, please contact Ever-way for the technical service. However, it is the user's responsibility to determine which product should be used only.

X-ON Electronics

Largest Supplier of Electrical and Electronic Components

Click to view similar products for [General Purpose Relays](#) category:

Click to view products by [Keke New Era](#) manufacturer:

Other Similar products are found below :

[PCN-105D3MH,000](#) [59641F200](#) [5JO-1000CD-SIL](#) [5X827E](#) [5X837F](#) [5X840F](#) [5X842F](#) [5X848E](#) [LY2N-AC120](#) [LY2S-AC220/240](#) [LY2-US-AC120](#) [LY2-US-DC24](#) [LY3-US-AC120](#) [LY4F-UA-DC12](#) [LY4F-UA-DC24](#) [LY4F-US-AC120](#) [LY4F-US-AC240](#) [LY4F-US-DC24](#) [LY4F-VD-AC110](#) [LYQ20DC12](#) [M115C60](#) [M115N010](#) [M115N0150](#) [603-12D](#) [60HE1-5DC](#) [60HE2S-12DC](#) [61211T0B4](#) [61212T400](#) [61222Q400](#) [61243B600](#) [61243C500](#) [61243Q400](#) [61311BOA2](#) [61311BOA6](#) [61311BOA8](#) [61311C0A2](#) [61311COA1](#) [61311COA6](#) [61311F0A2](#) [61311QOA1](#) [61311QOA4](#) [61311T0D6](#) [61311TOA6](#) [61311TOA7](#) [61311TOB3](#) [61311TOB4](#) [61311U0A6](#) [61312Q600](#) [61312T400](#) [61312T600](#)