

CERAMIC CAPACITOR ARRAY



FEATURES

- Four individual capacitors inside one 1206 monolithic structure
- Saves board and inventory space
- One placement instead of four - less costly
- Easier to handle and solder than 4 smaller chips
- Tape and reel per EIA 481-1

Capacitor Outline Drawing

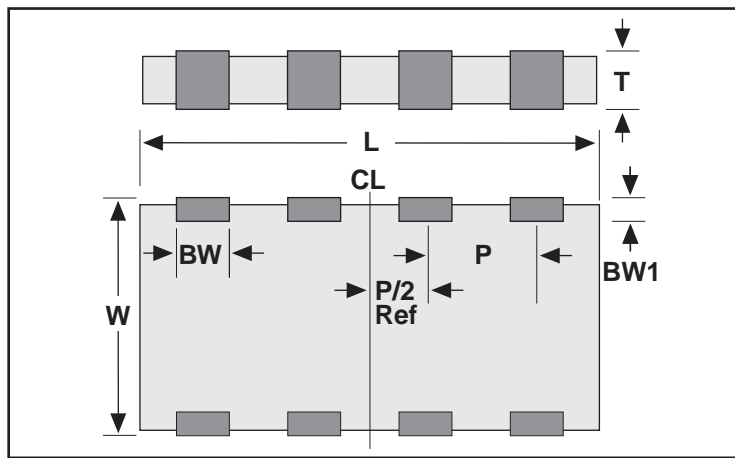
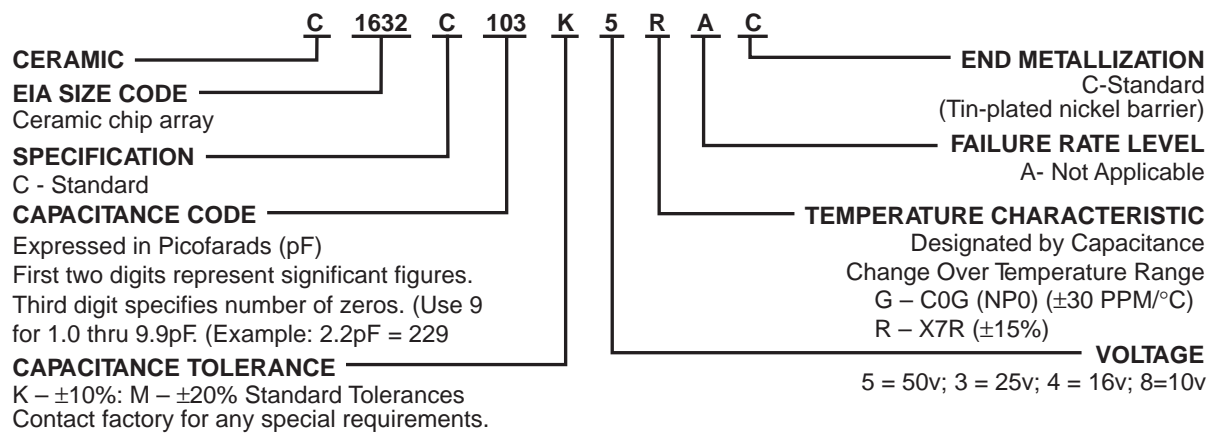


Table 1
EIA Dimensions – Millimeters (Inches)

| Size Code | Length L | Width W | Thickness T (max.) | Bandwidth BW | Bandwidth BW1 | Pitch P |
|-----------|------------------------------|----------------------------|-------------------------------|-------------------------------|------------------------------|------------------------------|
| 1632 | 3.2 (0.126) ± 0.2 (0.008) | 1.6 (.063) ± 0.2 (.008) | 0.7 - 1.35 (0.027 - 0.053) | 0.40 (0.016) ± 0.2 (0.008) | 0.1 - 0.5 (0.004 - 0.020) | 0.8 (0.031) ± 0.1 (0.004) |

- Notes:**
1. Metric is controlling - English for reference only.
 2. Pitch (P) tolerances are non-cumulative along the package.
 3. Thickness (T) depends on capacitance.

Ceramic Array Ordering Information



Ceramic Capacitor Array

Table 2a
C0G Dielectric – Capacitance Range

| Capacitance Values (pF) | KEMET Part Number | Capacitance Tolerance | 10V 16V | 25V | 50V | 100V | 200V |
|-------------------------|--------------------|-----------------------|---------|-----|-----|------|------|
| 10 | C1632C100(1)(2)GAC | K,M | 100 | 100 | 100 | 100 | 100 |
| 12 | C1632C120(1)(2)GAC | K,M | 120 | 120 | 120 | 120 | 120 |
| 15 | C1632C150(1)(2)GAC | K,M | 150 | 150 | 150 | 150 | 150 |
| 18 | C1632C180(1)(2)GAC | K,M | 180 | 180 | 180 | 180 | 180 |
| 22 | C1632C220(1)(2)GAC | K,M | 220 | 220 | 220 | 220 | 220 |
| 27 | C1632C270(1)(2)GAC | K,M | 270 | 270 | 270 | 270 | 270 |
| 33 | C1632C330(1)(2)GAC | K,M | 330 | 330 | 330 | 330 | 330 |
| 39 | C1632C390(1)(2)GAC | K,M | 390 | 390 | 390 | 390 | 390 |
| 47 | C1632C470(1)(2)GAC | K,M | 470 | 470 | 470 | 470 | 470 |
| 56 | C1632C560(1)(2)GAC | K,M | 560 | 560 | 560 | 560 | 560 |
| 68 | C1632C680(1)(2)GAC | K,M | 680 | 680 | 680 | 680 | 680 |
| 82 | C1632C820(1)(2)GAC | K,M | 820 | 820 | 820 | 820 | 820 |
| 100 | C1632C101(1)(2)GAC | K,M | 101 | 101 | 101 | 101 | 101 |
| 120 | C1632C121(1)(2)GAC | K,M | 121 | 121 | 121 | 121 | 121 |
| 150 | C1632C151(1)(2)GAC | K,M | 151 | 151 | 151 | 151 | 151 |
| 180 | C1632C181(1)(2)GAC | K,M | 181 | 181 | 181 | 181 | 181 |
| 220 | C1632C221(1)(2)GAC | K,M | 221 | 221 | 221 | 221 | 221 |
| 270 | C1632C271(1)(2)GAC | K,M | 271 | 271 | 271 | 271 | 271 |
| 330 | C1632C331(1)(2)GAC | K,M | 331 | 331 | 331 | 331 | 331 |
| 390 | C1632C391(1)(2)GAC | K,M | 391 | 391 | 391 | 391 | 391 |
| 470 | C1632C471(1)(2)GAC | K,M | 471 | 471 | 471 | 471 | 471 |

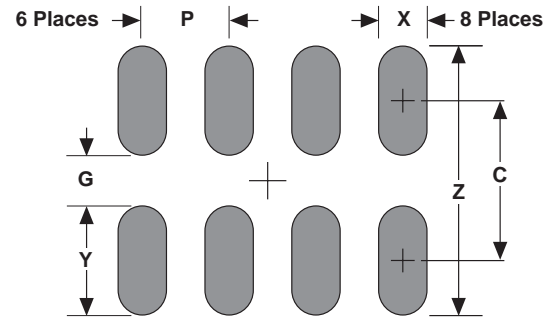
(1) To complete the KEMET part number, insert the alpha code for the tolerance desired:
K = ±10% and M = ±20% – standard tolerance. Contact factory for any special requirements.
(2) To complete the KEMET part number, insert appropriate number for voltage desired:
"5" = 50 volts, "3" = 25 volts, "4" = 16 volts, and "8" = 10 volts.

Table 2b
X7R Dielectric – Capacitance Range

| Capacitance Values (pF) | KEMET Part Number | Capacitance Tolerance | 10V 16V | 25V | 50V | 100V | 200V |
|-------------------------|--------------------|-----------------------|---------|-----|-----|------|------|
| 330 | C1632C331(1)(2)RAC | K,M | 331 | 331 | 331 | 331 | 331 |
| 390 | C1632C391(1)(2)RAC | K,M | 391 | 391 | 391 | 391 | 391 |
| 470 | C1632C471(1)(2)RAC | K,M | 471 | 471 | 471 | 471 | 471 |
| 560 | C1632C561(1)(2)RAC | K,M | 561 | 561 | 561 | 561 | 561 |
| 680 | C1632C681(1)(2)RAC | K,M | 681 | 681 | 681 | 681 | 681 |
| 820 | C1632C821(1)(2)RAC | K,M | 821 | 821 | 821 | 821 | 821 |
| 1000 | C1632C102(1)(2)RAC | K,M | 102 | 102 | 102 | 102 | 102 |
| 1200 | C1632C122(1)(2)RAC | K,M | 122 | 122 | 122 | 122 | 122 |
| 1500 | C1632C152(1)(2)RAC | K,M | 152 | 152 | 152 | 152 | 152 |
| 1800 | C1632C182(1)(2)RAC | K,M | 182 | 182 | 182 | 182 | 182 |
| 2200 | C1632C222(1)(2)RAC | K,M | 222 | 222 | 222 | 222 | 222 |
| 2700 | C1632C272(1)(2)RAC | K,M | 272 | 272 | 272 | 272 | 272 |
| 3300 | C1632C332(1)(2)RAC | K,M | 332 | 332 | 332 | 332 | 332 |
| 3900 | C1632C392(1)(2)RAC | K,M | 392 | 392 | 392 | 392 | 392 |
| 4700 | C1632C472(1)(2)RAC | K,M | 472 | 472 | 472 | 472 | 472 |
| 5600 | C1632C562(1)(2)RAC | K,M | 562 | 562 | 562 | 562 | 562 |
| 6800 | C1632C682(1)(2)RAC | K,M | 682 | 682 | 682 | 682 | 682 |
| 8200 | C1632C822(1)(2)RAC | K,M | 822 | 822 | 822 | 822 | 822 |
| 10,000 | C1632C103(1)(2)RAC | K,M | 103 | 103 | 103 | 103 | 103 |
| 12,000 | C1632C123(1)(2)RAC | K,M | 123 | 123 | 123 | 123 | 123 |
| 15,000 | C1632C153(1)(2)RAC | K,M | 153 | 153 | 153 | 153 | 153 |
| 18,000 | C1632C183(1)(2)RAC | K,M | 183 | 183 | 183 | 183 | 183 |
| 22,000 | C1632C223(1)(2)RAC | K,M | 223 | 223 | 223 | 223 | 223 |
| 27,000 | C1632C273(1)(2)RAC | K,M | 273 | 273 | 273 | 273 | 273 |
| 33,000 | C1632C333(1)(2)RAC | K,M | 333 | 333 | 333 | 333 | 333 |
| 39,000 | C1632C393(1)(2)RAC | K,M | 393 | 393 | 393 | 393 | 393 |
| 47,000 | C1632C473(1)(2)RAC | K,M | 473 | 473 | 473 | 473 | 473 |
| 56,000 | C1632C563(1)(2)RAC | K,M | 563 | 563 | 563 | 563 | 563 |
| 68,000 | C1632C683(1)(2)RAC | K,M | 683 | 683 | 683 | 683 | 683 |
| 82,000 | C1632C823(1)(2)RAC | K,M | 823 | 823 | 823 | 823 | 823 |
| 100,000 | C1632C104(1)(2)RAC | K,M | 104 | 104 | 104 | 104 | 104 |

(1) To complete the KEMET part number, insert the alpha code for the tolerance desired:
K = ±10% and M = ±20% – standard tolerances. Contact factory for any special requirements.
(2) To complete the KEMET part number, insert appropriate number for voltage desired:
"5" = 50 volts, "3" = 25 volts, "4" = 16 volts, and "8" = 10 volts.

1632 Ceramic Array Land Pattern Layout



Additional pad dimension information is available in KEMET Technical Bulletin F-2100.

Land Pattern Dimensions - Ceramic Chip Capacitor Arrays - mm

| Dimension | Reflow Solder | | | | |
|-----------|---------------|------|------|--------|--------|
| | Z | G | X | Y(ref) | C(ref) |
| 3216 | 2.80 | 0.40 | 0.52 | 1.20 | 1.60 |

Calculation Formula
 $Z = L_{min} + 2J_t + T_t$
 $G = S_{max} - 2J_h - T_h$
 $X = W_{min} + 2J_s + T_s$
 $T_t, T_h, T_s =$ Combined tolerances

X-ON Electronics

Largest Supplier of Electrical and Electronic Components

Click to view similar products for [Capacitor Arrays & Networks](#) category:

Click to view products by [Kemet](#) manufacturer:

Other Similar products are found below :

[CA064C473M4RACTU](#) [20109D1X102K5P](#) [CKCL22X5R0J105M](#) [W2L16C473MAT1S](#) [W2L16C683MAT1A](#) [C1632C103M5RACAUTO](#)
[CA064C223K5RACTU](#) [Y4C3B104K160CT](#) [CKCM25X5R1A473M](#) [CKCM25X5R0J105M](#) [CA064C221M5GACTU](#) [CA064C471M3GACTU](#)
[W2L16C474MAT1A](#) [CA064C100K5GACTU](#) [W2L14Z225MAT1A](#) [W2L1YC104MAT1F](#) [CA0508KRNPO9BN101](#)
[CA0508KRNPO9BN470](#) [CA0612JRNPO9BN221](#) [CA0612KRNPO9BN151](#) [CA0612KRX7R9BB103](#) [CA064C103M5RACTU](#)
[CA064C223K5RAC7800](#) [CA064C330K5GACTU](#) [CA064C472K5RACTU](#) [20108D1X103K5E](#) [W3A45C102M4T2A](#) [CA064C103K4RACTU](#)
[CA064C222K5RACTU](#) [CA0612KRNPO9BN101](#) [CA0612KRX7R7BB473](#) [CA0612KRX7R9BB102](#) [CA064C103K5RACTU](#)
[CA064C104K4RACTU](#) [C1632C223M5RAC3020](#) [CA0612JRNPO9BN470](#) [CA0612KRNPO9BN181](#) [CA064C101K5GACTU](#)
[CA064C102K5RACTU](#) [W3A45A151KAT2A](#) [CKCL22JB1H102M085AA](#) [W3A41C471KAT2A](#) [CKCL22C0G1H221K085AK](#)
[CKCM25C0G2A220K060AK](#) [CKCL22CH1H151K085AA](#) [W3A41A470JAT2A](#) [CA0612KRX7R9BB471](#) [CKCL22X7R1E473M085AK](#)
[CKCL22X5R0J225M085AA](#) [W2A21C222KAT2A](#)