

C4AS, Radial, 2 or 4 Leads, 850 – 3,000 VDC/500 – 750 VAC

Overview


The C4AS capacitor is a polypropylene metallized film and polyester double-metallized foil capacitor with a rectangular, plastic box-type design filled with resin, and uses 2 or 4 tinned copper wires.

Applications

Typical applications include snubber, clamping, resonance, and pulse.

Benefits

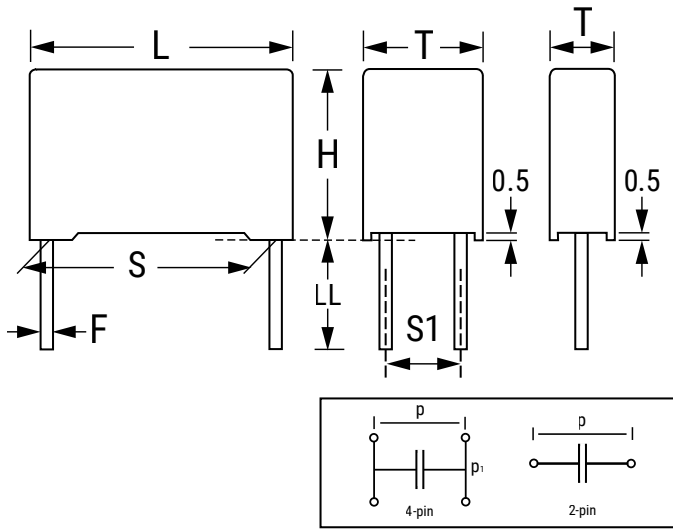
- Self-healing
- Low loss
- High ripple current
- High contact reliability
- Suitable for high frequency applications



Part Number System

C4	AS	M	B	U	3150	A3	A	J
Series	Type	Rated Voltage (VDC)	Case	Number of Leads	Capacitance Code (pF)	Lead Diameter (mm)	Size Code	Tolerance
C4 = MKP Capacitors	AS = Radial box, snubber application	M = 850 N = 1,000 P = 1,200 W = 2,000 Y = 3,000	B = Plastic box with thermosetting resin sealing	U = 2 lead W = 4 lead	Digits two – four indicate the first three digits of the capacitance value. First digit indicates the number of zeros to be added.	A1 = 0.8 A3 = 1.2	See Dimension Table	J = 5% K = 10%

Dimensions – Millimeters



Size Code	S	S1	T		H		L		LL
	±0.4	±0.4	Nominal	Tolerance	Nominal	Tolerance	Nominal	Tolerance	+0/-2
A	27.5		10	+0/-0.7	20	+0/-0.7	32	+0/-0.7	6
B	27.5	5.1	13	+0/-0.7	22	+0/-0.7	32	+0/-0.7	6
C	27.5	5.1	14	+0/-0.7	28	+0/-0.7	32	+0/-0.7	6
E	27.5	5.1	18	+0/-0.7	33	+0/-0.7	32	+0/-0.7	6
G	27.5	10.2	22	+0/-0.7	37	+0/-0.7	32	+0/-0.7	6
F	37.5	10.2	20	+0/-0.7	40	+0/-0.7	41.5	+0/-0.7	6
H	37.5	10.2	24	+0/-0.7	44	+0/-0.7	41.5	+0/-0.7	6
J	37.5	10.2	28	+0/-0.7	37	+0/-0.7	42.5	+0/-0.7	6
L	37.5	20.3	30	+0/-0.7	45	+0/-0.7	42	+0/-0.7	6
M	52.5	20.3	30	+0/-0.7	45	+0/-0.7	57.5	+0/-0.7	6
N	52.5	20.3	35	+0/-0.7	50	+0/-0.7	57.5	+0/-0.7	6

Note: Wire diameter (F): See Table "Part Numbers".

Qualifications

Reference Standards	IEC 61071, EN61071, VDE0560
Climatic Category	40/85/56 according to IEC 60068-1

Performance Characteristics

Temperature Range	-40°C to + 85°C
Maximum Permissible Ambient Temperature	+70°C
Capacitance Tolerance	±5%, ±10%
IEC Climatic Category	40/85/56 according to IEC 68-1
Peak Non-Repetitive Maximum Current	$I_{PKR} \times 1.5$
Test Voltage Terminal to Terminal V_{TT}	$2 V_n$ for 10 seconds
Test Voltage Terminal to Case V_{TC}	3k V – 50 Hz for 60 seconds
Dissipation Factor (DF)	$\geq 5 \times 10^{-4}$ at 1 kHz and 20°C
Acceptable Relative Humidity	Annual average $\leq 70\%$ $\leq 85\%$ for ≤ 30 intermittent days annually Dewing not admissible
Capacitance Deviation in Operating Temperature Range of -40°C to +85°C	$\pm 1.5\%$ maximum on capacitance value measured at +20°C
Change of Capacitance vs. Operating Time	-3% after 30,000 hours at V_{RMS} or after 100,000 hours at V_n
Case Components	Solvent-resistant plastic case with epoxy resin sealing, flame retardant execution (UL Class 94V-0)
Terminals	Tinned copper 2 or 4 wires
Installation	Any position
Life Expectancy	$\geq 30,000$ hours at V_{RMS} , $\geq 100,000$ hours at V_n
Failure Quota	300/10 ⁹ components per hour

Environmental Compliance

As a leading global supplier of electronic components and an environmentally conscious company, KEMET continually aspires to improve the environmental effects of our manufacturing processes and our finished electronic components.

In Europe (RoHS Directive) and in some other geographical areas such as China (China RoHS), legislation has been enacted to prevent or otherwise limit the use of certain hazardous materials, including lead (Pb), in electronic equipment. KEMET monitors legislation globally to ensure compliance and endeavors to adjust our manufacturing processes and/or electronic components as may be required by applicable law.

For military, medical, automotive, and some commercial applications, the use of lead (Pb) in the termination is necessary and/or required by design. KEMET is committed to communicating RoHS compliance to our customers. Information related to RoHS compliance will be provided in data sheets and using specific identifiers on the packaging labels.

All KEMET power film capacitors are RoHS compliant.

Table 1A – Ratings & Part Number Reference

Part Number	Cap Value (µF)	VDC	VAC	Peak VDC	Size Code	Maximum Dimensions (mm)				
						S	S1	T	H	L
C4ASMBU3150(2)A(3)	0.15	850	500	1,200	A	27.5	-	10	20	32
C4ASMBU3220(2)B(3)	0.22	850	500	1,200	B	27.5	-	13	22	32
C4ASMB(1)3330(2)C(3)	0.33	850	500	1,200	C	27.5	5.1	14	28	32
C4ASMB(1)3470(2)E(3)	0.47	850	500	1,200	E	27.5	5.1	18	33	32
C4ASMB(1)3680(2)G(3)	0.68	850	500	1,200	G	27.5	10.2	22	37	32
C4ASMB(1)4100(2)F(3)	1	850	500	1,200	F	37.5	10.2	20	40	41.5
C4ASMB(1)4200(2)H(3)	2	850	500	1,200	H	37.5	10.2	24	44	41.5
C4ASMB(1)4300(2)M(3)	3	850	500	1,200	M	52.5	20.3	30	45	57.5
C4ASMB(1)4400(2)M(3)	4	850	500	1,200	M	52.5	20.3	30	45	57.5
C4ASMB(1)4500(2)N(3)	5	850	500	1,200	N	52.5	20.3	35	50	57.5
C4ASNB(1)3150(2)A(3)	0.15	1,000	600	1,300	A	27.5	-	10	20	32
C4ASNB(1)3220(2)B(3)	0.22	1,000	600	1,300	B	27.5	5.1	13	22	32
C4ASNB(1)3330(2)C(3)	0.33	1,000	600	1,300	C	27.5	5.1	14	28	32
C4ASNB(1)3470(2)E(3)	0.47	1,000	600	1,300	E	27.5	5.1	18	33	32
C4ASNB(1)3680(2)G(3)	0.68	1,000	600	1,300	G	27.5	10.2	22	37	32
C4ASNB(1)4100(2)F(3)	1	1,000	600	1,300	F	37.5	10.2	20	40	41.5
C4ASNB(1)4150(2)J(3)	1.5	1,000	600	1,300	J	37.5	10.2	28	37	42.5
C4ASNB(1)4200(2)L(3)	2	1,000	600	1,300	L	37.5	20.3	30	45	42
C4ASNB(1)4220(2)L(3)	2.2	1,000	600	1,300	L	37.5	20.3	30	45	42
C4ASNB(1)4300(2)M(3)	3	1,000	600	1,300	M	52.5	20.3	30	45	57.5
C4ASNB(1)4400(2)N(3)	4	1,000	600	1,300	N	52.5	20.3	35	50	57.5
C4ASNB(1)4470(2)N(3)	4.7	1,000	600	1,300	N	52.5	20.3	35	50	57.5
C4ASPB(1)3100(2)A(3)	0.1	1,200	630	1,600	A	27.5	-	10	20	32
C4ASPB(1)3150(2)B(3)	0.15	1,200	630	1,600	B	27.5	-	13	22	32
C4ASPB(1)3220(2)C(3)	0.22	1,200	630	1,600	C	27.5	5.1	14	28	32
C4ASPB(1)3330(2)E(3)	0.33	1,200	630	1,600	E	27.5	5.1	18	33	32
C4ASPB(1)3470(2)G(3)	0.47	1,200	630	1,600	G	27.5	10.2	22	37	32
C4ASPB(1)3680(2)F(3)	0.68	1,200	630	1,600	F	37.5	10.2	20	40	41.5
C4ASPB(1)4100(2)F(3)	1	1,200	630	1,600	F	37.5	10.2	20	40	41.5
C4ASPB(1)4120(2)J(3)	1.2	1,200	630	1,600	J	37.5	10.2	28	37	42.5
C4ASPB(1)4200(2)M(3)	2	1,200	630	1,600	M	52.5	20.3	30	45	57.5
C4ASPB(1)4220(2)M(3)	2.2	1,200	630	1,600	M	52.5	20.3	30	45	57.5
C4ASPB(1)4250(2)M(3)	2.5	1,200	630	1,600	M	52.5	20.3	30	45	57.5
C4ASPB(1)4300(2)N(3)	3	1,200	630	1,600	N	52.5	20.3	35	50	57.5
C4ASPB(1)4350(2)N(3)	3.5	1,200	630	1,600	N	52.5	20.3	35	50	57.5
C4ASWBU2330(2)A(3)	0.033	2,000	700	2,400	A	27.5	-	10	20	32
C4ASWBU2470(2)A(3)	0.047	2,000	700	2,400	A	27.5	-	10	20	32
C4ASWBU2680(2)B(3)	0.068	2,000	700	2,400	B	27.5	-	13	22	32
C4ASWB(1)3100(2)C(3)	0.1	2,000	700	2,400	C	27.5	5.1	14	28	32
C4ASWB(1)3150(2)E(3)	0.15	2,000	700	2,400	E	27.5	5.1	18	33	32
C4ASWB(1)3220(2)E(3)	0.22	2,000	700	2,400	E	27.5	5.1	18	33	32
C4ASWB(1)3330(2)F(3)	0.33	2,000	700	2,400	F	37.5	10.2	20	40	41.5
C4ASWB(1)3680(2)H(3)	0.68	2,000	700	2,400	H	37.5	10.2	24	44	41.5
C4ASWB(1)4100(2)M(3)	1	2,000	700	2,400	M	52.5	20.3	30	45	57.5
C4ASWB(1)4150(2)N(3)	1.5	2,000	700	2,400	N	52.5	20.3	35	50	57.5
C4ASYBU2220(2)A(3)	0.022	3,000	750	3,500	A	27.5	-	10	20	32
C4ASYBU2330(2)B(3)	0.033	3,000	750	3,500	B	27.5	-	13	22	32
C4ASYB(1)2470(2)C(3)	0.047	3,000	750	3,500	C	27.5	5.1	14	28	32
C4ASYB(1)2680(2)C(3)	0.068	3,000	750	3,500	C	27.5	5.1	14	28	32
C4ASYB(1)3100(2)E(3)	0.1	3,000	750	3,500	E	27.5	5.1	18	33	32
C4ASYB(1)3150(2)G(3)	0.15	3,000	750	3,500	G	27.5	10.2	22	37	32
C4ASYB(1)3220(2)F(3)	0.22	3,000	750	3,500	F	37.5	10.2	20	40	41.5
C4ASYB(1)3330(2)H(3)	0.33	3,000	750	3,500	H	37.5	10.2	24	44	41.5
C4ASYB(1)3470(2)M(3)	0.47	3,000	750	3,500	M	52.5	20.3	30	45	57.5
C4ASYB(1)3820(2)N(3)	0.82	3,000	750	3,500	N	52.5	20.3	35	50	57.5
Part Number	Cap Value (µF)	VDC	VAC	Peak VDC	Size Code	S	S1	T	H	L
						Maximum Dimensions (mm)				

(1) U = 2 leads, W = 4 leads

(2) Lead Diameter: A1 = 0.8, A3 = 1.2

(3) K = ±10%, J = ±5%

Table 1B – Ratings & Part Number Reference

Part Number	Ripple Current			Peak Current	ESR (Maximum)			dV/dt (V/μs)	Packaging Quantity
	100 kHz 70°C (A)				100 kHz (mΩ)				
	2 wires		4 wires	(A)	2 wires		4 wires		
	F=0.8	F=1.2	F=1.2		F=0.8	F=1.2	F=1.2		
C4ASMBU3150(2)A(3)	8	8	-	185	14.3	13.6	-	1,232	288
C4ASMBU3220(2)B(3)	9	10	-	271	10.2	9.5	-	1,232	234
C4ASMB(1)3330(2)C(3)	9	13	14	407	7.6	6.9	6	1,232	96
C4ASMB(1)3470(2)E(3)	9	14	19	579	6.2	5.3	4.3	1,232	80
C4ASMB(1)3680(2)G(3)	9	14	25	838	5.2	4.2	3.1	1,232	64
C4ASMB(1)4100(2)F(3)	9	14	22	758	6.2	5.2	4.1	758	58
C4ASMB(1)4200(2)H(3)	9	14	29	1,516	4.6	3.5	2.3	758	44
C4ASMB(1)4300(2)M(3)	9	14	29	1,407	5.6	4.5	3.2	469	27
C4ASMB(1)4400(2)M(3)	9	14	29	1,876	4.9	3.8	2.5	469	27
C4ASMB(1)4500(2)N(3)	9	14	29	2,345	4.7	3.5	2.1	469	23
C4ASNB(1)3150(2)A(3)	8	8	-	202	13.3	12.7	-	1,344	288
C4ASNB(1)3220(2)B(3)	9	11	11	296	9.7	9	8.3	1,344	234
C4ASNB(1)3330(2)C(3)	9	14	15	444	7.3	6.5	5.6	1,344	96
C4ASNB(1)3470(2)E(3)	9	14	20	632	6	5.1	4.1	1,344	80
C4ASNB(1)3680(2)G(3)	9	14	25	914	5	4	3	1,344	64
C4ASNB(1)4100(2)F(3)	9	14	22	827	5.9	5	3.9	827	58
C4ASNB(1)4150(2)J(3)	9	14	29	1,241	4.7	3.8	2.7	827	36
C4ASNB(1)4200(2)L(3)	9	14	29	1,654	4.5	3.4	2.2	827	36
C4ASNB(1)4220(2)L(3)	9	14	29	1,819	4.4	3.3	2	827	36
C4ASNB(1)4300(2)M(3)	9	14	29	1,536	5.4	4.3	3	512	27
C4ASNB(1)4400(2)N(3)	9	14	29	2,048	5	3.8	2.4	512	23
C4ASNB(1)4470(2)N(3)	9	14	29	2,406	4.7	3.5	2.1	512	23
C4ASPB(1)3100(2)A(3)	7	7	-	157	17.4	16.8	-	1,568	288
C4ASPB(1)3150(2)B(3)	9	10	-	235	12.2	11.6	-	1,568	234
C4ASPB(1)3220(2)C(3)	9	12	13	345	9.2	8.4	7.5	1,568	96
C4ASPB(1)3330(2)E(3)	9	14	18	517	7	6.1	5.1	1,568	80
C4ASPB(1)3470(2)G(3)	9	14	23	737	5.8	4.8	3.7	1,568	64
C4ASPB(1)3680(2)F(3)	9	14	20	656	7	6	4.9	965	58
C4ASPB(1)4100(2)F(3)	9	14	26	965	5.6	4.6	3.5	965	58
C4ASPB(1)4120(2)J(3)	9	14	28	1,158	5	4	2.9	965	36
C4ASPB(1)4200(2)M(3)	9	14	28	1,196	6.2	5	3.8	598	27
C4ASPB(1)4220(2)M(3)	9	14	29	1,316	5.9	4.7	3.5	598	27
C4ASPB(1)4250(2)M(3)	9	14	29	1,495	5.5	4.4	3.1	598	27
C4ASPB(1)4300(2)N(3)	9	14	29	1,794	5.3	4.1	2.7	598	23
C4ASPB(1)4350(2)N(3)	9	14	29	2,093	5	3.7	2.4	598	23
C4ASWBU2330(2)A(3)	5	5	-	74	40	39.3	-	2,240	288
C4ASWBU2470(2)A(3)	6	6	-	105	28.5	27.9	-	2,240	288
C4ASWBU2680(2)B(3)	8	8	-	152	20.3	19.6	-	2,240	234
C4ASWB(1)3100(2)C(3)	9	10	11	224	14.6	13.8	13	2,240	96
C4ASWB(1)3150(2)E(3)	9	14	15	336	10.7	9.8	8.8	2,240	80
C4ASWB(1)3220(2)E(3)	9	14	17	493	8	7.1	6.1	2,240	80
C4ASWB(1)3330(2)F(3)	9	14	16	455	9.4	8.5	7.4	1,380	54
C4ASWB(1)3680(2)H(3)	9	14	25	937	6.1	5	3.8	1,380	44
C4ASWB(1)4100(2)M(3)	9	14	24	850	7.7	6.6	5.3	850	27
C4ASWB(1)4150(2)N(3)	9	14	29	1,280	6.3	5.1	3.7	850	23
C4ASYBU2220(2)A(3)	5	5	-	74	47.9	47.3	-	3,360	288
C4ASYBU2330(2)B(3)	7	7	-	111	32.6	31.9	-	3,360	234
C4ASYB(1)2470(2)C(3)	9	9	9	158	23.7	22.9	22	3,360	96
C4ASYB(1)2680(2)C(3)	9	10	11	228	17	16.2	15.3	3,360	96
C4ASYB(1)3100(2)E(3)	9	13	15	336	12.4	11.5	10.5	3,360	80
C4ASYB(1)3150(2)G(3)	9	14	19	504	9.2	8.2	7.2	3,360	64
C4ASYB(1)3220(2)F(3)	9	14	18	455	10.5	9.4	8.2	2,070	58
C4ASYB(1)3330(2)H(3)	9	14	21	682	7.9	6.8	5.6	2,070	44
C4ASYB(1)3470(2)M(3)	9	14	20	601	10.1	9	7.7	1,280	27
C4ASYB(1)3820(2)N(3)	9	14	27	1,050	7.2	6	4.6	1,280	23
Part Number	F=0.8	F=1.2	F=1.2	(A)	F=0.8	F=1.2	F=1.2	dV/dt (V/μs)	Packaging Quantity
	2 wires		4 wires	Peak Current	2 wires		4 wires		
	Ripple Current			Current	ESR (Maximum)				

(1) U = 2 leads, W = 4 leads

(2) Lead Diameter: A1 = 0.8, A3 = 1.2

(3) K = ±10%, J = ±5%

Materials & Environment

The selection of raw materials that KEMET uses for the production of its electronic components is the result of extensive experience. KEMET directs specific attention toward environmental protection. KEMET selects its suppliers according to ISO 9001 standards and performs statistical analyses on raw materials before acceptance for use in manufacturing our electronic components. All materials are, to the best of KEMET's knowledge, non-toxic and free from cadmium; mercury; chrome and compounds; polychlorine triphenyl (PCB); bromide and chlorinedioxins bromurate clorurate; CFC and HCFC; and asbestos.

Dissipation Factor

Dissipation factor is a complex function involved with capacitor inefficiency. The $\tan\delta$ may vary up and down with increased temperature. For more information, refer to Performance Characteristics.

Sealing

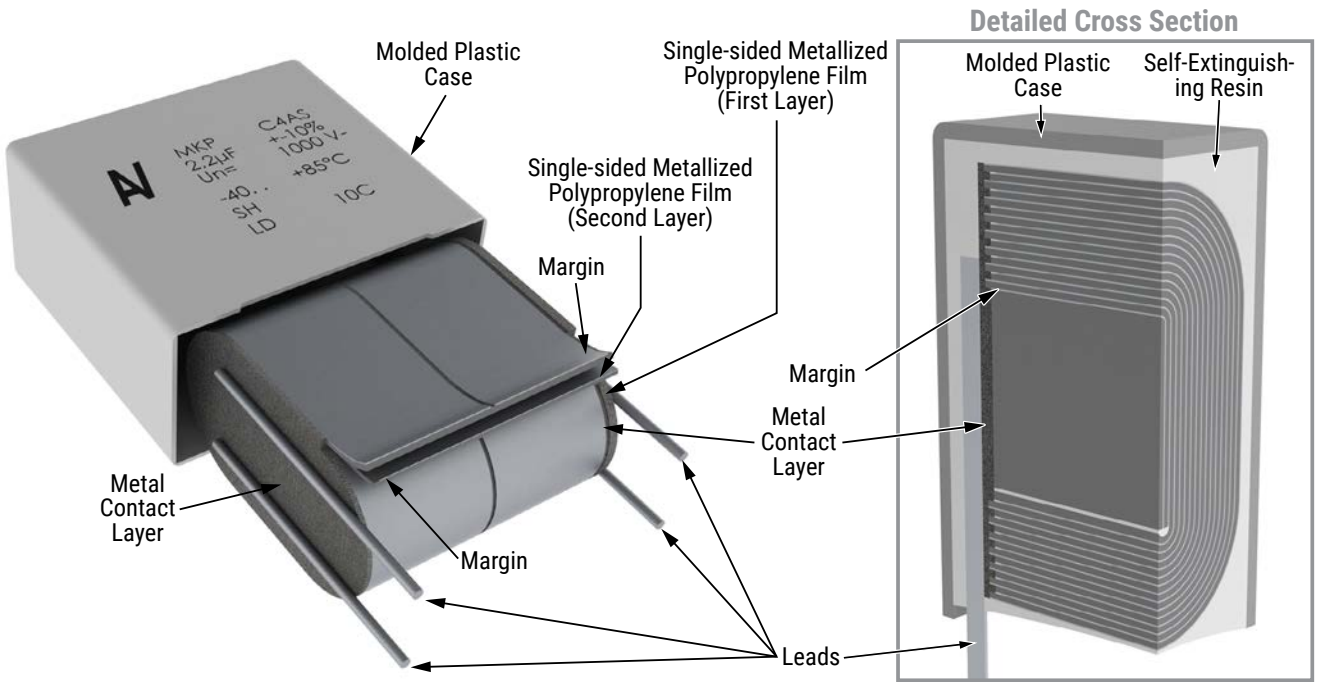
Hermetically Sealed Capacitors

As the temperature increases, the pressure inside the capacitor increases. If the internal pressure is high enough, it can cause a breach in the capacitor. Such a breach can result in leakage, impregnation, filling fluid, or moisture susceptibility.

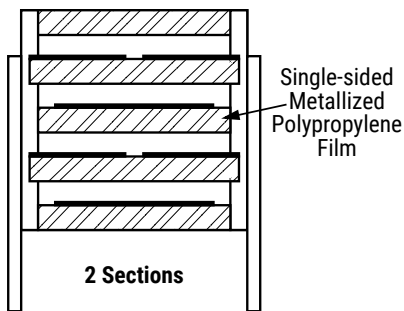
Barometric Pressure

The altitude at which hermetically sealed capacitors are operated controls the capacitor's voltage rating. As the barometric pressure decreases, the susceptibility to terminal arc-over increases. Non-hermetic capacitors can be affected by internal stresses due to pressure changes. These effects can be in the form of capacitance changes, dielectric arc-over, and/or low insulation resistance. Altitude can also affect heat transfer. Heat that is generated in an operation cannot be dissipated properly, and high RI^2 losses and eventual failure can result.

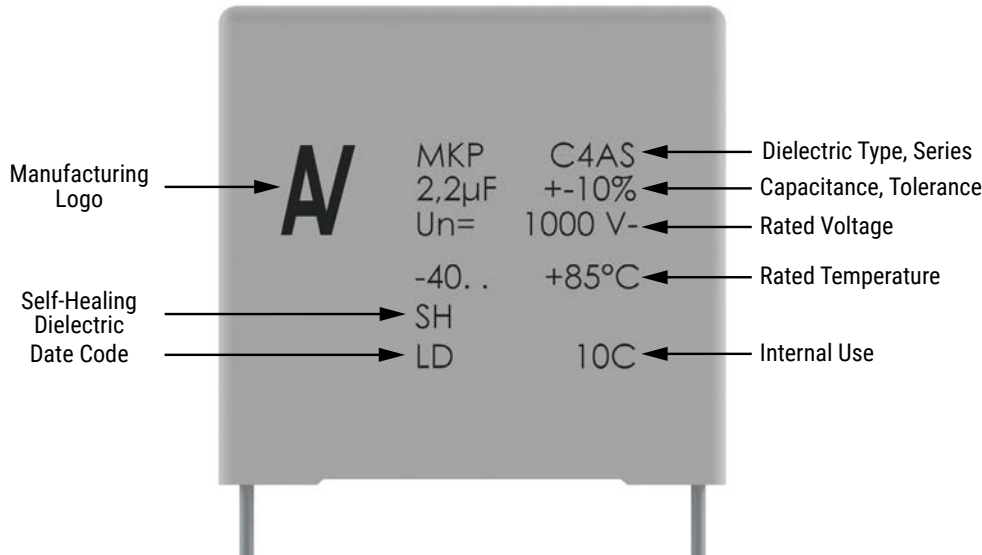
Construction



Winding Scheme



Marking



Manufacturing Date Code (IEC-60062)

Year	Code	Month	Code
2010	A	January	1
2011	B	February	2
2012	C	March	3
2013	D	April	4
2014	E	May	5
2015	F	June	6
2016	H	July	7
2017	J	August	8
2018	K	September	9
2019	L	October	0
2020	M	November	N
2021	N	December	D
2022	P		
2023	R		
2024	S		
2025	T		
2026	U		
2027	V		
2028	W		
2029	X		
2030	A		

KEMET Electronics Corporation Sales Offices

For a complete list of our global sales offices, please visit www.kemet.com/sales.

Disclaimer

All product specifications, statements, information and data (collectively, the "Information") in this datasheet are subject to change. The customer is responsible for checking and verifying the extent to which the Information contained in this publication is applicable to an order at the time the order is placed. All Information given herein is believed to be accurate and reliable, but it is presented without guarantee, warranty, or responsibility of any kind, expressed or implied.

Statements of suitability for certain applications are based on KEMET Electronics Corporation's ("KEMET") knowledge of typical operating conditions for such applications, but are not intended to constitute – and KEMET specifically disclaims – any warranty concerning suitability for a specific customer application or use. The Information is intended for use only by customers who have the requisite experience and capability to determine the correct products for their application. Any technical advice inferred from this Information or otherwise provided by KEMET with reference to the use of KEMET's products is given gratis, and KEMET assumes no obligation or liability for the advice given or results obtained.

Although KEMET designs and manufactures its products to the most stringent quality and safety standards, given the current state of the art, isolated component failures may still occur. Accordingly, customer applications which require a high degree of reliability or safety should employ suitable designs or other safeguards (such as installation of protective circuitry or redundancies) in order to ensure that the failure of an electrical component does not result in a risk of personal injury or property damage.

Although all product-related warnings, cautions and notes must be observed, the customer should not assume that all safety measures are indicated or that other measures may not be required.

KEMET is a registered trademark of KEMET Electronics Corporation.

X-ON Electronics

Largest Supplier of Electrical and Electronic Components

Click to view similar products for [Film Capacitors](#) category:

Click to view products by [Kemet](#) manufacturer:

Other Similar products are found below :

[M83421/01-3089R](#) [703-6G](#) [F450KG153J250ALH0J](#) [750-1018](#) [FKP1-1000160010P15](#) [FKP1-1500160010P15](#) [FKP1U024707E00KYSD](#)
[82EC1100DQ50K](#) [MMWAF150KME](#) [PCY2130F30153](#) [PFR5101J100J11L16.5TA18](#) [PME261JB5220KR19T0](#) [A521HH333M035C](#)
[QXJ2E474KTPT](#) [QXL2B333KTPT](#) [QXM2G104K](#) [DMT2P22](#) [EEC2G505HQA406](#) [B32234-.033@250V-K](#) [B32520C6332K000](#)
[B32522C6104K000](#) [B32523Q3155J](#) [B32676E6755K](#) [B81133-C1104-M3](#) [MTC355L1](#) [C3B2AD44400B20K](#) [217-0716-001](#) [221A10-120](#)
[KP1830-247/061-G](#) [SCD105K122A3-22](#) [SCD205K122A3-24](#) [F601BL225K063CL60A](#) [FKP1-2202KV5P15](#) [FKS3-680040010P10](#)
[PCX2339F65224](#) [PCX2339F65334](#) [2222 368 55105](#) [2222 370 21683](#) [445450-1](#) [46KI3100JBM1K](#) [4DCNAQ4450ZA0J](#) [MKP 1839-215-633](#)
[MKP 1840-447-165](#) [MKP383510063JKP2T0](#) [MKT182022263473](#) [WMC08P22](#) [WMF1S15](#) [WMF4S68](#) [YE333](#) [ECQ-W4223KZ](#)