

ESD-SR-H/HL Snap-on Cores for Round Cables for High Frequency (with High Heat Resistance & Cable Holding Mechanism case)

Overview

The KEMET ESD-SR-H/HL Series snap-on toroidal cores feature high heat resistance and a cable holding mechanism designed specifically for round cables. KEMET's unique core material enables high performance in high frequency range.

EMI cores are part of a family of passive components which address the issues of noise or electromagnetic interference (EMI) in circuits or systems.

Applications

- Automotive inverters
- Automotive chargers
- Automotive DC/DC converters
- LED head lights
- Information and communication devices
- Audio-visual equipment
- Consumer electronics

Benefits

- Proprietary core material for high performance in high frequency range
- Split construction
- Easy to install through its snap-on mechanism
- Quick solution for post-cable assembly noise issue
- Wider operating temperature range from -40°C to $+100^{\circ}\text{C}$ for H type and -40°C to $+125^{\circ}\text{C}$ for HL type (ideal for automotive environment)
- Cable holding mechanism for fixing cables with bands
- UL94 V-0 flame retardant rated case
- AEC-Q200 (HL type)



Part Number System

ESD-	SR-	160	H
Series	Form Type	Core Size Outer Dimension Code (mm)	Case Type
ESD-	Snap-on	See Table 1	High heat resistance H = -40°C to 100°C HL = -40°C to 125°C

Turns and Impedance Characteristics

When the desired performance of an EMI core cannot be obtained with a single pass through the core, the impedance characteristics can be changed with multiple turns.

A turn is counted by the number of lead-wire windings which pass through the inner hole of the core. Windings on the outside of the core do not count.

See Figure 1 for examples of one, two, and three turns.

Adding turns will result in higher impedance while also lowering the effective frequency range.

See Figure 2 for an example.

Core Material and Effective Frequency Range

There are two ferrite material options for KEMET EMI Cores: Nickel Zinc (Ni-Zn) and Manganese Zinc (Mn-Zn). Each core material has a different resistance and effective frequency range. The MnZn core material has a lower resistance compared to the Ni-Zn; therefore, adequate insulation is required before use.

The Ni-Zn core material is typically effective for frequencies in the MHz band range such as the FM-band, while the Mn-Zn core material is typically effective for the kHz band range such as the AM-band. See Figure 3.

It is recommended to measure the actual frequency range effectiveness in the target application.

Figure 1 – How to count turns

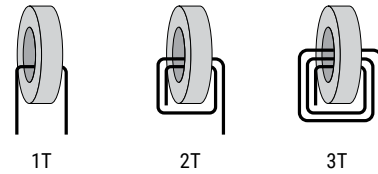


Figure 2 – Relationship between impedance and turn count. (Representative example: ESD-R-16C)

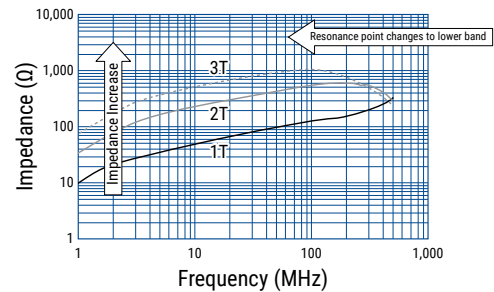
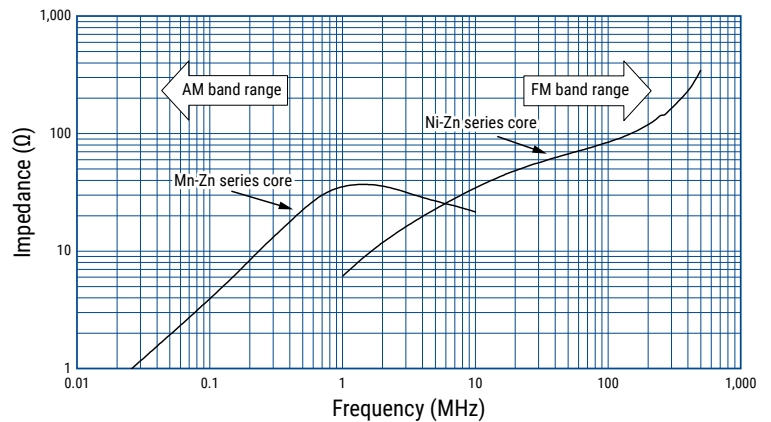


Figure 3 – Effective band range of Mn-Zn and Ni-Zn ferrite core material. (Representative example, measured with same-dimension ring core)



Magnetic Permeability of Ferrite Material

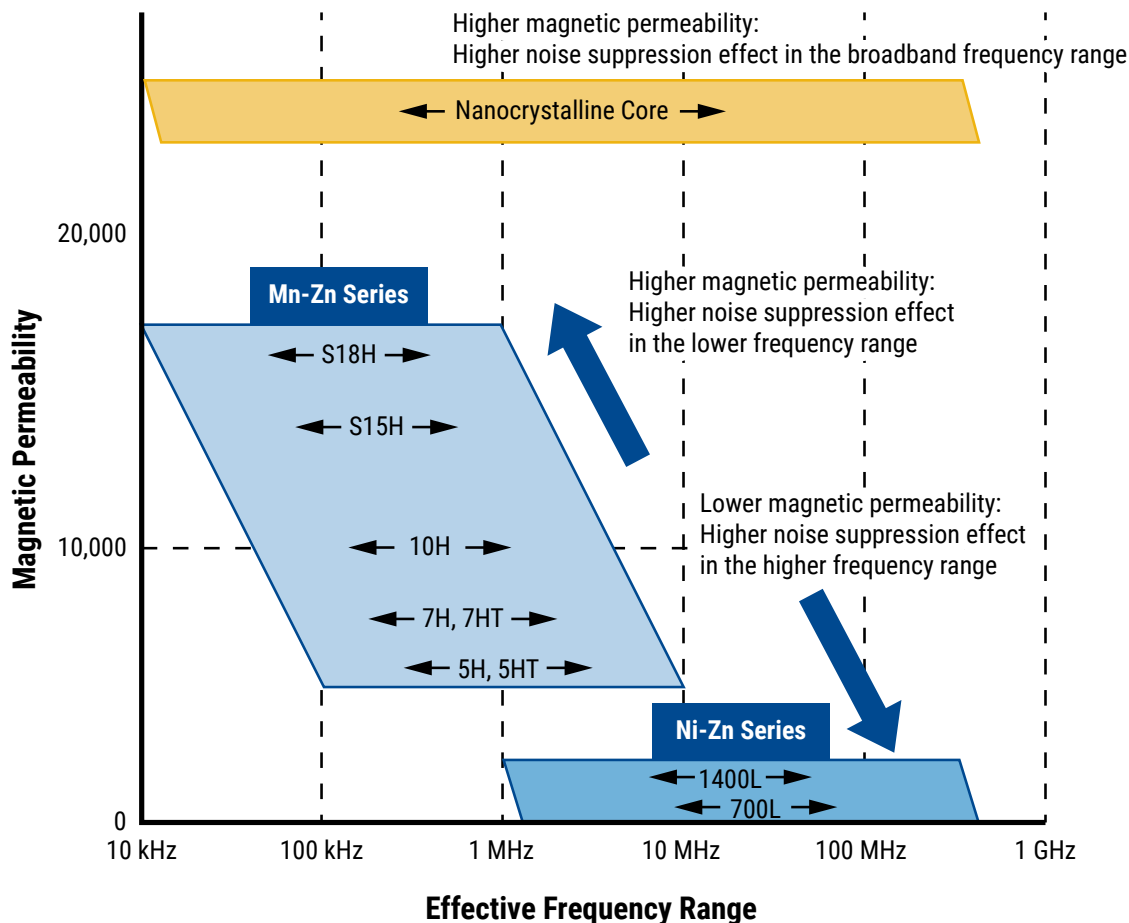
In order to achieve efficient noise reduction, it is important to select the material according to the target frequency band. Depending on its magnetic permeability, a particular ferrite material or metal material will be effective in a certain frequency band. A schematic representation of the relationship between the magnetic permeability of each material and the corresponding effective band range is shown in Figure 4.

Materials with higher magnetic permeability are effective in the lower frequency range, while those with lower magnetic permeability are effective in the higher frequency range. Thus, Mn-Zn products are mainly used for reducing conduction noise, while Ni-Zn products are commonly used for radiation noise countermeasures. Metal materials, however, are effective throughout the broadband frequency range, in low as well as high frequencies.

The effective frequency range varies depending on core shape, size, and number of turns. This frequency dependence of the magnetic permeability as shown in the figure serves for reference purposes only. It should be tested on the actual device to determine its effectiveness.

S18H, S15H, 10H, 7H, 7HT, 5H, 5HT, 1400L, and 700L are KEMET’s proprietary ferrite material names. Other materials are available upon request.

Figure 4 - Relationship between the magnetic permeability of each material and its effective frequency range

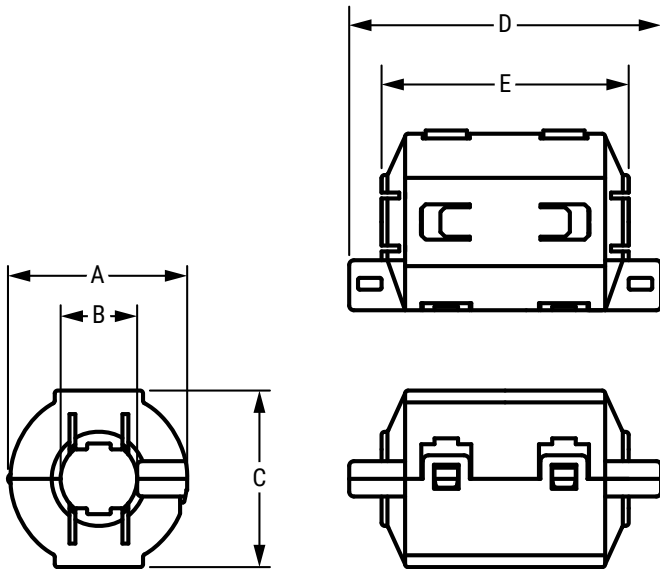


Environmental Compliance

All KEMET EMI cores are RoHS compliant.



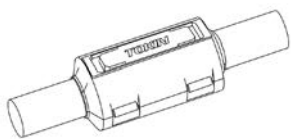
Dimensions – Millimeters



ESD-SR-HL series are indicated by a white dot printing on the case.

See Table 1 for dimensions

Installation Example



Performance Characteristics

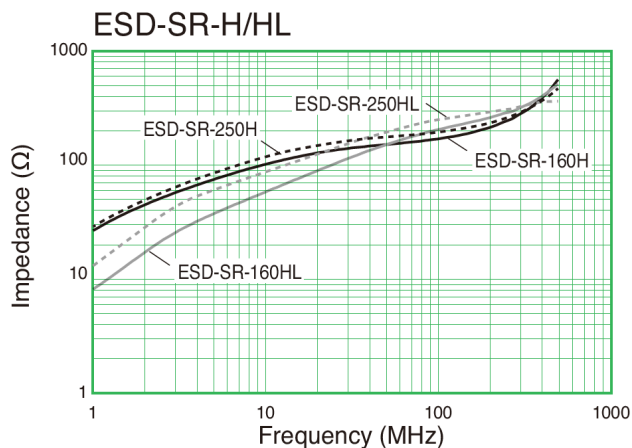
Item	Performance Characteristics
Operating Temperature	H : -40°C to +100°C
	HL: -40°C to +125°C
Frequency Range	High frequency
Outer Diameter	19.5 – 30.0 mm
Inner Diameter	9.0 – 13.0 mm
Length	46.5 – 53.0 mm
Type	Case
Case Flame Resistant Rating	UL94 V-0
Material	NiZn 700L and NiZn 1400L

Table 1 – Ratings & Part Number Reference

Part Number	Dimensions (mm)					Weight (g)	Case Color	Frequency Range ¹ ≤ 300 MHz (FM band range)	Material	
	A	B	C	D	E				MnZN	NiZn
ESD-SR-160H	19.5 ±1.0	∅ 9.0 ±1.0	19.5 ±1.0	46.5 ±1.0	38.5 ±1.0	23	Black	X	-	1400L
ESD-SR-160HL	19.5 ±1.0	∅ 9.0 ±1.0	19.5 ±1.0	46.5 ±1.0	38.5 ±1.0	23	Black	X	-	700L
ESD-SR-250H	30.0 ±1.0	∅ 13.0 ±1.0	30.0 ±1.0	53.0 ±1.0	42.0 ±1.0	63	Black	X	-	1400L
ESD-SR-250HL	30.0 ±1.0	∅ 13.0 ±1.0	30.0 ±1.0	53.0 ±1.0	42.0 ±1.0	63	Black	X	-	700L

¹ Frequency range is for reference only. Please test with actual device before use.

Impedance vs. Frequency



Packaging

Part Number	Packaging Type	Pieces per Box
ESD-SR-160H	Tray	210
ESD-SR-160HL		
ESD-SR-250H		60
ESD-SR-250HL		

Handling Precautions

EMI Cores should be stored in normal working environments. While the EMI Cores themselves are quite robust in other environments, avoid exposure to high temperatures, high humidity, corrosive atmospheres and long term storage for case, snap-on and split types.

KEMET recommends that maximum storage temperature not exceed 40°C and maximum storage humidity not exceed 75% relative humidity. Atmospheres should be free of chlorine, sulfur and alkali bearing compounds. Avoid also storage near strong magnetic fields as this might magnetize the product.

Temperature fluctuations should be minimized to avoid condensation or cracks on the parts. Mechanical shocks can bring to cracks as well.

KEMET Electronics Corporation Sales Offices

For a complete list of our global sales offices, please visit www.kemet.com/sales.

Disclaimer

All product specifications, statements, information and data (collectively, the "Information") in this datasheet are subject to change. The customer is responsible for checking and verifying the extent to which the Information contained in this publication is applicable to an order at the time the order is placed. All Information given herein is believed to be accurate and reliable, but it is presented without guarantee, warranty, or responsibility of any kind, expressed or implied.

Statements of suitability for certain applications are based on KEMET Electronics Corporation's ("KEMET") knowledge of typical operating conditions for such applications, but are not intended to constitute – and KEMET specifically disclaims – any warranty concerning suitability for a specific customer application or use. The Information is intended for use only by customers who have the requisite experience and capability to determine the correct products for their application. Any technical advice inferred from this Information or otherwise provided by KEMET with reference to the use of KEMET's products is given gratis, and KEMET assumes no obligation or liability for the advice given or results obtained.

Although KEMET designs and manufactures its products to the most stringent quality and safety standards, given the current state of the art, isolated component failures may still occur. Accordingly, customer applications which require a high degree of reliability or safety should employ suitable designs or other safeguards (such as installation of protective circuitry or redundancies) in order to ensure that the failure of an electrical component does not result in a risk of personal injury or property damage.

Although all product-related warnings, cautions and notes must be observed, the customer should not assume that all safety measures are indicated or that other measures may not be required.

When providing KEMET products and technologies contained herein to other countries, the customer must abide by the procedures and provisions stipulated in all applicable export laws and regulations, including without limitation the International Traffic in Arms Regulations (ITAR), the US Export Administration Regulations (EAR) and the Japan Foreign Exchange and Foreign Trade Act.

KEMET is a registered trademark of KEMET Electronics Corporation.

X-ON Electronics

Largest Supplier of Electrical and Electronic Components

Click to view similar products for [Ferrite Clamp On Cores](#) category:

Click to view products by [Kemet](#) manufacturer:

Other Similar products are found below :

[CS28B0984](#) [CS28B1501](#) [CV28B1642](#) [AS20B2034](#) [IL25B0642K](#) [SA28B0121](#) [SS33B2033](#) [CF28B1642](#) [HI28B2039](#) [RA33B2480](#)
[CS28B0642](#) [CS33B0984](#) [TC28B0805](#) [TC33B0984](#) [432703037561](#) [432202209491](#) [4327 018 21641](#) [CF28B0642](#) [SS33B2035](#) [TC28B2000](#)
[CF28B1937](#) [SS20B2037](#) [TC28B0617](#) [SS33B2032](#) [TC20B1500](#) [SS25B2032](#) [SS20B2034](#) [RA25B2480](#) [PM28B0686](#) [CW28B0642](#)
[CV28B1984](#) [RA20B1729](#) [CS33B4000](#) [SS33B2040](#) [TC28B1501](#) [AS33B2036](#) [AS25B2032](#) [SE28B4340](#) [TC28B0550](#) [CS25B2000](#) [74272591](#)
[74272592](#) [AS25B2036](#) [AS28B2027](#) [28A0592-0A2](#) [28A0593-0A2](#) [28A0640-0A2](#) [28A2025-0A2](#) [28A2026-0A2](#) [28A2029-0A2](#)