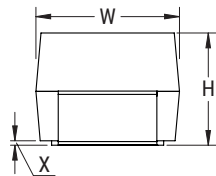


**Sample Kit Contents**

KEMET Part Number	Size	Capacitance	Tolerance	Voltage	Temperature	Dielectric Type	Quantity
T500X227K010AG6110	X/7343-43	220 µF	10%	10	200°C	MnO2	3
T502D106K025AG6110	D/7343-43	10 µF	10%	25	230°C	MnO2	3
C1206H104J3GAC	1206/3216	0.10 µF	5%	25	200°C	NP0	20
C1210H104J1GAC	1210/3225	0.10 µF	5%	100	200°C	NP0	20
C0603H103J3GAC	0603/1608	0.01 µF	5%	25	200°C	NP0	20
C2220H333JCGAC	2220/5650	0.033 µF	5%	500	200°C	NP0	20
C0402H152J3GAC	0402/1005	0.0015 µF	5%	25	200°C	NP0	20
C0603R104K5RAC	0603/1608	0.10 µF	10%	50	175°C	X7R	5
C1812R335K3RAC	1812/4532	3.3 µF	10%	25	175°C	X7R	20
C1210R105K5RAC	1210/3225	1 µF	10%	50	175°C	X7R	5
C062H105K5R5GA	C062	1 µF	10%	50	200°C	X7R	5
C052H104K5G5GA	C052	0.10 µF	10%	50	200°C	NP0	5
C052H103K1G5GA	C052	0.01 µF	10%	100	200°C	NP0	5
C1210H104J5GAF	1210/3225	0.10 µF	5%	50	200°C	NP0	3
C1812H224J5GAF	1812/4532	0.22 µF	5%	50	200°C	NP0	3
C0603H103J3GAF	0603/1608	0.01 µF	5%	25	200°C	NP0	20
C0805H103J5GAF	0805/2012	0.01 µF	5%	50	200°C	NP0	20
F211FM226K050C	F211	22 µF	10%	50	150°C	Metallized PPS	3

**T500 Dimensions – Millimeters (Inches)**

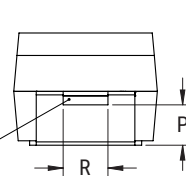
CATHODE (-) END VIEW



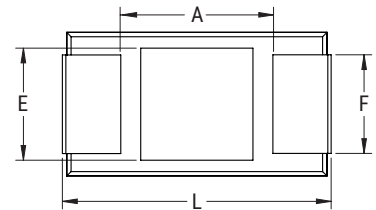
SIDE VIEW



ANODE (+) END VIEW




BOTTOM VIEW



Termination cutout at KEMET's option, either end

Case Size		Component												
KEMET	EIA	L	W	H	F ±0.1 ±(0.004)	S ±0.3 ±(0.012)	B ±0.15 (Ref) ±0.006	X (Ref)	P (Ref)	R (Ref)	T (Ref)	A (Min)	G (Ref)	E (Ref)
X	7343-43	7.3±0.3 (0.287±0.012)	4.3±0.3 (0.169±0.012)	4.0±0.3 (0.157±0.012)	2.4 (0.095)	1.3 (0.051)	0.5 (0.020)	0.10±0.10 (0.004±0.004)	1.7 (0.067)	1.0 (0.039)	0.13 (0.005)	3.8 (0.150)	3.5 (0.138)	3.5 (0.138)

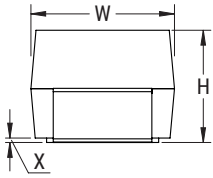
Notes: (Ref) – Dimensions provided for reference only.



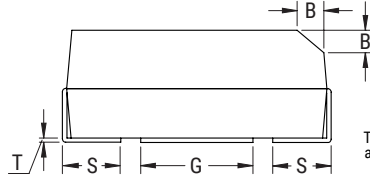
[www.kemet.com/T500](http://www.kemet.com/T500)

## T502 Dimensions – Millimeters (Inches)

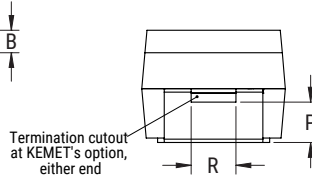
CATHODE (-) END VIEW



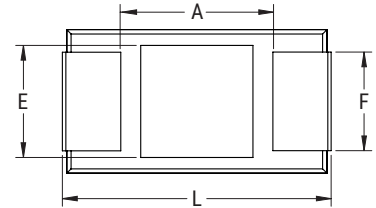
SIDE VIEW



ANODE (+) END VIEW




BOTTOM VIEW



Case Size		Component											Total Weight
KEMET	EIA	L	W	H	F	S	B (Ref)	X (Ref)	P (Ref)	R (Ref)	T (Ref)	A (Min)	(mg)
B	3528-21	3.5±0.2 (0.138±0.008)	2.8±0.2 (0.110±0.008)	1.9±0.2 (0.075±0.008)	2.2±0.1 (0.087±0.004)	0.80±0.1/-0.3 (0.032±0.004/-0.011)	0.4±0.15 (0.016±0.006)	0.10±0.10 (0.004±0.004)	0.5 (0.020)	1.0 (0.039)	0.13 (0.005)	1.9 (0.075)	63
D	7343-31	7.3±0.3 (0.287±0.012)	4.3±0.3 (0.169±0.012)	2.8±0.3 (0.110±0.012)	2.4±0.1 (0.094±0.004)	1.3±0.3 (0.051±0.012)	0.5±0.15 (0.020±0.006)	0.10±0.10 (0.004±0.004)	0.9 (0.035)	1.0 (0.039)	0.13 (0.005)	3.8 (0.150)	292

Notes: (Ref) – Dimensions provided for reference only.

These weights are provided as reference. If exact weights are needed, please contact your KEMET Sales Representative



[www.kemet.com/T502](http://www.kemet.com/T502)

## COG High Temperature – Millimeters (Inches)


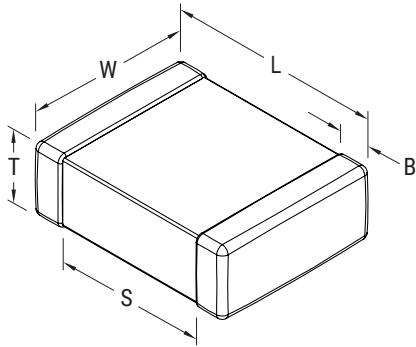


EIA Size Code	Metric Size Code	L Length	W Width	T Thickness	B Bandwidth	S Separation Minimum	Mounting Technique
0402	1005	1.00 (0.040) ±0.05 (0.002)	0.50 (0.020) ±0.05 (0.002)	See Table 2 for Thickness	0.30 (0.012) ±0.10 (0.004)	0.30 (0.012)	Solder Reflow Only
0603	1608	1.60 (0.063) ±0.15 (0.006)	0.80 (0.032) ±0.15 (0.006)		0.35 (0.014) ±0.15 (0.006)	0.70 (0.028)	Solder Wave or Solder Reflow
0805	2012	2.00 (0.079) ±0.20 (0.008)	1.25 (0.049) ±0.20 (0.008)		0.50 (0.02) ±0.25 (0.010)	0.75 (0.030)	
1206	3216	3.20 (0.126) ±0.20 (0.008)	1.60 (0.063) ±0.20 (0.008)		0.50 (0.02) ±0.25 (0.010)	N/A	Solder Reflow Only
1210	3225	3.20 (0.126) ±0.20 (0.008)	2.50 (0.098) ±0.20 (0.008)		0.50 (0.02) ±0.25 (0.010)		
1812	4532	4.50 (0.177) ±0.30 (0.012)	3.20 (0.126) ±0.30 (0.012)		0.60 (0.024) ±0.35 (0.014)		
2220	5650	5.70 (0.224) ±0.40 (0.016)	5.00 (0.197) ±0.40 (0.016)		0.60 (0.024) ±0.35 (0.014)		



[www.kemet.com/HT-COG](http://www.kemet.com/HT-COG)

## X7R High Temperature



[www.kemet.com/175-X7R](http://www.kemet.com/175-X7R)

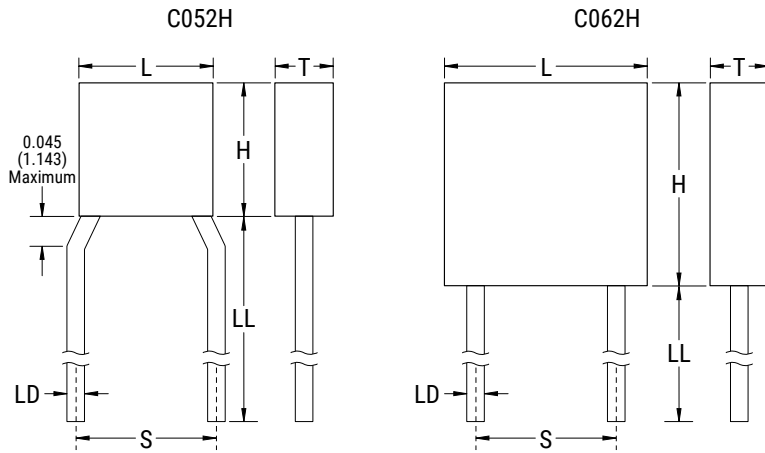
### Dimensions – Millimeters (Inches) – Standard Termination

EIA Size Code	Metric Size Code	L Length	W Width	T Thickness	B Bandwidth	S Separation Minimum	Mounting Technique
0402	1005	1.00 (0.040) ±0.05 (0.002)	0.50 (0.020) ±0.05 (0.002)	See Table 2 for Thickness	0.30 (0.012) ±0.10 (0.004)	0.30 (0.012)	Solder Reflow Only
0603	1608	1.60 (0.063) ±0.15 (0.006)	0.80 (0.032) ±0.15 (0.006)		0.35 (0.014) ±0.15 (0.006)	0.70 (0.028)	Solder Wave or Solder Reflow
0805	2012	2.00 (0.079) ±0.20 (0.008)	1.25 (0.049) ±0.20 (0.008)		0.50 (0.02) ±0.25 (0.010)	0.75 (0.030)	
1206	3216	3.20 (0.126) ±0.20 (0.008)	1.60 (0.063) ±0.20 (0.008)		0.50 (0.02) ±0.25 (0.010)	N/A	Solder Reflow Only
1210	3225	3.20 (0.126) ±0.20 (0.008)	2.50 (0.098) ±0.20 (0.008)		0.50 (0.02) ±0.25 (0.010)		
1812	4532	4.50 (0.177) ±0.30 (0.012)	3.20 (0.126) ±0.30 (0.012)		0.60 (0.024) ±0.35 (0.014)		


### Dimensions – Millimeters (Inches) – Flexible Termination

EIA Size Code	Metric Size Code	L Length	W Width	T Thickness	B Bandwidth	S Separation Minimum	Mounting Technique
0603	1608	1.60 (0.063) ±0.17 (0.007)	0.80 (0.032) ±0.15 (0.006)	See Table 2 for Thickness	0.45 (0.018) ±0.15 (0.006)	0.58 (0.023)	Solder Wave or Solder Reflow
0805	2012	2.00 (0.079) ±0.30 (0.012)	1.25 (0.049) ±0.30 (0.012)		0.50 (0.02) ±0.25 (0.010)	0.75 (0.030)	
1206	3216	3.30 (0.130) ±0.40 (0.016)	1.60 (0.063) ±0.35 (0.013)		0.60 (0.024) ±0.25 (0.010)	N/A	Solder Reflow Only
1210	3225	3.30 (0.130) ±0.40 (0.016)	2.60 (0.102) ±0.30 (0.012)		0.60 (0.024) ±0.25 (0.010)		
1812	4532	4.50 (0.178) ±0.40 (0.016)	3.20 (0.126) ±0.30 (0.012)		0.70 (0.028) ±0.35 (0.014)		


## High Temperature Radial Molded X7R and C0G – Millimeters (Inches)



Series	S Lead Spacing	L Length	H Height	T Thickness	LD Lead Diameter	LL Lead Length Minimum
C052H	5.08±0.38 (0.20±0.015)	4.83±0.25 (0.19±0.01)	4.83±0.25 (0.19±0.01)	2.29±0.25 (0.09±0.01)	0.635+0.102/-0.051 (0.025+0.004/-0.002)	31.75 (1.25)
C062H		7.37±0.25 (0.29 ±0.01)	7.37±0.25 (0.29 ±0.01)	2.29±0.25 (0.09±0.01)		

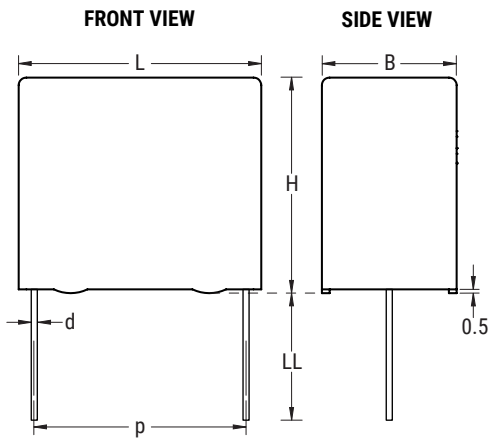


[www.kemet.com/HT200C-Radial-X7R](http://www.kemet.com/HT200C-Radial-X7R)




[www.kemet.com/HT200C-Radial-C0G](http://www.kemet.com/HT200C-Radial-C0G)

## F211 (SMR) – Millimeters



KEMET Size Code	Legacy Size Code	p		B		H		L		d	
		Nominal	Tolerance	Nominal	Tolerance	Nominal	Tolerance	Nominal	Tolerance	Nominal	Tolerance
FM	F13	27.5	+/-0.4	14.5	Maximum	24.5	Maximum	31.5	Maximum	0.8	+/-0.05



[www.kemet.com/SMR](http://www.kemet.com/SMR)

## X-ON Electronics

Largest Supplier of Electrical and Electronic Components

*Click to view similar products for [Capacitor Kits](#) category:*

*Click to view products by [Kemet](#) manufacturer:*

Other Similar products are found below :

[1320838-1](#) [DK0035T](#) [KITMS11111](#) [DK0026T](#) [DK0033T](#) [TS0002](#) [ALU ENG KIT 07](#) [GRM03-KIT-CLASS2-DE](#) [MKV250V-KIT-1-DE](#)  
[MKV250V-KIT-2-DE](#) [744114](#) [GCJ-KIT-X7-DE-A](#) [GJM022-KIT-TTOL-DE](#) [GRM02-KIT-DE](#) [ACCU-P0402KITL1](#) [KITTYPE2100 LF](#)  
[KITMS08051](#) [AY21-KIT-HF](#) [SS016M0047B1F-0407](#) [PPR ENG KIT 04](#) [ALU ENG KIT 02](#) [TAN ENG KIT 34](#) [CER ENG KIT 37](#) [CER ENG](#)  
[KIT 36](#) [ALU ENG KIT 01](#) [VY2-KIT-MS](#) [ACCU-P0402KITL2](#) [TS0003](#) [ACCU-P0201KITL2](#) [FPCAP-SMD-KIT](#) [885070](#) [ALU ENG KIT 03](#)  
[ALU ENG KIT 05](#) [ALU ENG KIT 06](#) [DK0008T](#) [DK0015](#) [DK0036T](#) [DK0037T](#) [DK0081T](#) [DK0060T](#) [ESRD-KIT9](#) [MCF1000VKIT6](#) [MICA-](#)  
[KIT1](#) [MICA-KIT6](#) [MIN300VKIT1](#) [HOTC-KIT-KH](#) [iKIT60MM2V7A2S](#) [S-0402](#) [S-0603](#) [S-0805](#)