

FLLD3 – PV, 520 VAC, 250 – 2,500 A High Current Three Phase Filter

Overview

Compact, high-powered filter series optimized to address EMC issues across a multitude of applications. Designed according to IEC/EN/UL 60939 and UL 1283.

Applications

For use in energy conversion systems for renewable energy (photovoltaic arrays, windmill power), motor and power drives, regenerative drives, inverters, converters, process automation, battery chargers, UPS and welding machines.

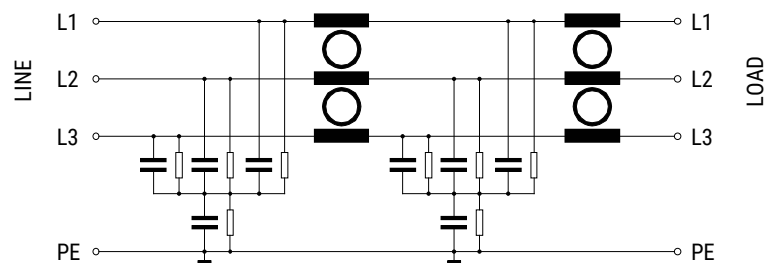


Technical Specifications

Item	Parameters/Characteristics
Rated Voltage	520 VAC
Rated Frequency	50 – 60 Hz
Rated Current	250 – 2,500 A
Leakage Current	< 5 mA*
Rated Temperature	50°C
Temperature Range	-40°C to 100°C
Climate Category	40/100/21
Voltage Test	P → P 2,250 VDC P → E 3,000 VDC

* Maximum leakage current under normal operating conditions. If two phases are interrupted, leakage current can be much higher. Filters without Y capacitors have no leakage current.

Typical Electrical Schematic



Technical Specifications cont'd

Part Number	Rated Current at 50°C (A)	Power Loss at 25°C/50 Hz (W)	Weight (kg)
FLLD3250AP(*)I1	250	15	7
FLLD3320AP(*)I1	320	15	10
FLLD3400AP(*)I1	400	25	10
FLLD3600AP(*)I1	600	40	11
FLLD3800AP(*)I1	800	50	17
FLLD31K0AP(*)I1	1,000	75	17
FLLD31K6AP(*)I1	1,600	130	26
FLLD32K5AP(*)I1	2,500	230	55

(*) To complete KEMET part number, insert V = 520 VAC (Standard), X = 520 VAC (Without Y capacitors)

Approvals

The FLLD3 – PV series is designed according to IEC/EN/UL 60939 and UL 1283.

Environmental Compliance

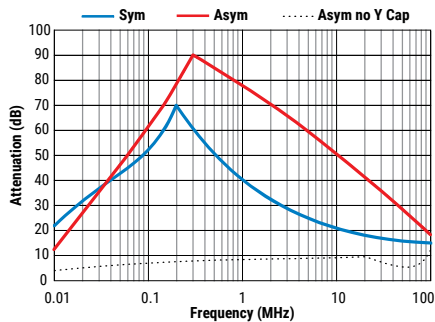
KEMET EMI filters are RoHS Compliant.



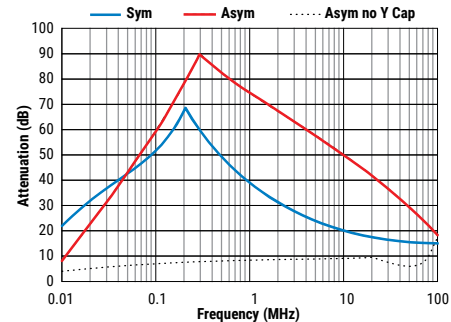
RoHS Compliant

Typical Insertion Loss

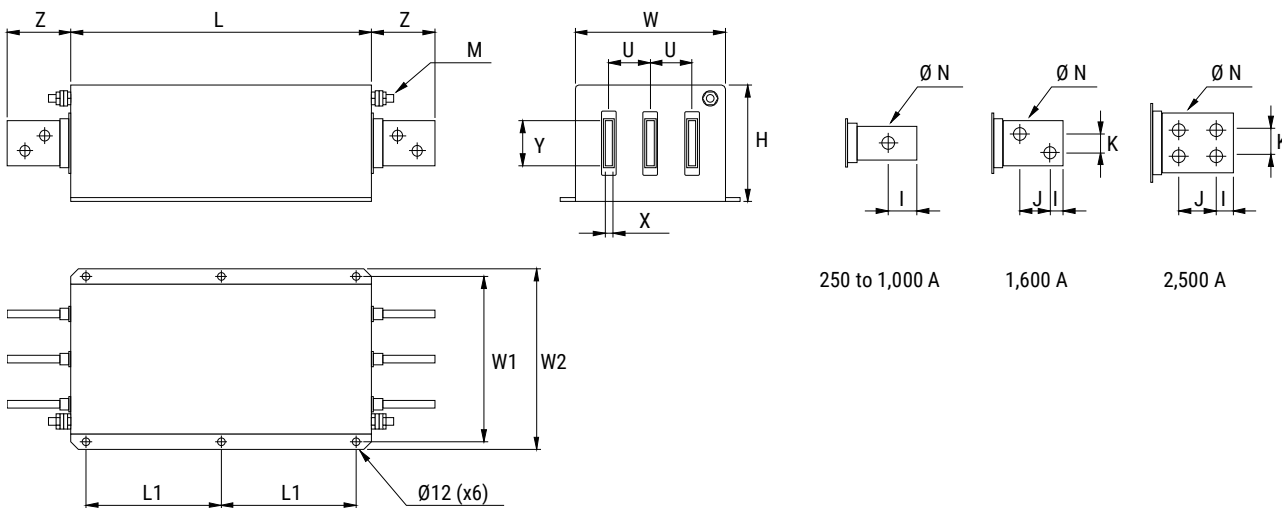
250 to 1,000 A



1,600 and 2,500 A



Mechanical Dimensions – Millimeters



Part Number	Dimensions														
	L	W	H	L1	W1	W2	U	X	Y	Z	I	J	K	N	M
FLLD3250AP(*)I1	300	180	125	120	205	230	55	5	20	45	15			9	M10
FLLD3320AP(*)I1	300	210	115	120	235	260	60	6	25	45	15			10.5	M12
FLLD3400AP(*)I1	300	210	115	120	235	260	60	6	25	45	15			10.5	M12
FLLD3600AP(*)I1	300	210	135	120	235	260	60	8	25	45	15			10.5	M12
FLLD3800AP(*)I1	350	230	170	145	255	280	60	8	40	55	20			14	M12
FLLD31K0AP(*)I1	350	230	170	145	255	280	60	8	40	55	20			14	M12
FLLD31K6AP(*)I1	400	250	160	170	275	300	60	10	60	95	17	26	26	14	M12
FLLD32K5AP(*)I1	450	300	220	200	330	370	100	15	80	110	20	35	35	14	M12

Tolerances, if not stated, according to ISO 2768-c.

KEMET Electronics Corporation Sales Offices

For a complete list of our global sales offices, please visit www.kemet.com/sales.

Disclaimer

All product specifications, statements, information and data (collectively, the "Information") in this datasheet are subject to change. The customer is responsible for checking and verifying the extent to which the Information contained in this publication is applicable to an order at the time the order is placed.

All Information given herein is believed to be accurate and reliable, but it is presented without guarantee, warranty, or responsibility of any kind, expressed or implied.

Statements of suitability for certain applications are based on KEMET Electronics Corporation's ("KEMET") knowledge of typical operating conditions for such applications, but are not intended to constitute – and KEMET specifically disclaims – any warranty concerning suitability for a specific customer application or use. The Information is intended for use only by customers who have the requisite experience and capability to determine the correct products for their application. Any technical advice inferred from this Information or otherwise provided by KEMET with reference to the use of KEMET's products is given gratis, and KEMET assumes no obligation or liability for the advice given or results obtained.

Although KEMET designs and manufactures its products to the most stringent quality and safety standards, given the current state of the art, isolated component failures may still occur. Accordingly, customer applications which require a high degree of reliability or safety should employ suitable designs or other safeguards (such as installation of protective circuitry or redundancies) in order to ensure that the failure of an electrical component does not result in a risk of personal injury or property damage.

Although all product-related warnings, cautions and notes must be observed, the customer should not assume that all safety measures are indicated or that other measures may not be required.

KEMET is a registered trademark of KEMET Electronics Corporation.

X-ON Electronics

Largest Supplier of Electrical and Electronic Components

Click to view similar products for [Fixed Inductors](#) category:

Click to view products by [Kemet](#) manufacturer:

Other Similar products are found below :

[MLZ1608M6R8WTD25](#) [MLZ1608N6R8LT000](#) [MLZ1608N3R3LTD25](#) [MLZ1608N3R3LT000](#) [MLZ1608N150LT000](#)

[MLZ1608M150WTD25](#) [MLZ1608M3R3WTD25](#) [MLZ1608M3R3WT000](#) [MLZ1608M150WT000](#) [MLZ1608A1R5WT000](#)

[MLZ1608N1R5LT000](#) [B82432C1333K000](#) [PCMB053T-1R0MS](#) [PCMB053T-1R5MS](#) [PCMB104T-1R5MS](#) [CR32NP-100KC](#) [CR32NP-](#)

[151KC](#) [CR32NP-180KC](#) [CR32NP-181KC](#) [CR32NP-1R5MC](#) [CR32NP-390KC](#) [CR32NP-3R9MC](#) [CR32NP-680KC](#) [CR32NP-820KC](#)

[CR32NP-8R2MC](#) [CR43NP-390KC](#) [CR43NP-560KC](#) [CR43NP-680KC](#) [CR54NP-181KC](#) [CR54NP-470LC](#) [CR54NP-820KC](#) [CR54NP-8R5MC](#)

[MGDQ4-00004-P](#) [MGDU1-00016-P](#) [MHL1ECTTP18NJ](#) [MHL1JCTTD12NJ](#) [PE-51506NL](#) [PE-53601NL](#) [PE-53630NL](#) [PE-53824SNLT](#) [PE-](#)

[62892NL](#) [PE-92100NL](#) [PG0434.801NLT](#) [PG0936.113NLT](#) [PM06-2N7](#) [PM06-39NJ](#) [HC2LP-R47-R](#) [HC2-R47-R](#) [HC3-2R2-R](#) [HC8-1R2-R](#)