

## Overview

The KEMET MPCV metal composite inductors are ideal for use in DC to DC switching power supplies for automotive applications. The combination of composite core material and flat wire allows these inductors to be used in applications with high current loads and where efficiency is important.

## Applications

Automotive ECU applications, such as:

- LED headlights
- Meter cluster panels
- Head-up displays (HUD)
- Electric water pumps (EWP)
- Electric oil pumps (EOP)
- Electric power steering (EPS)

## Benefits

- Metal composite powder
- Operating temperature up to +155°C
- High current
- Low DCR
- Low acoustic noise
- Low magnetic flux leakage
- AEC-Q200 qualified



## Part Number System

MPCV	1060	L	1R5
Series	Size Code	Inductor	Inductance Code $\mu\text{H}$
MPCV	1060 1260		R = decimal point  Examples:  R68 = 0.68 $\mu\text{H}$ 1R5 = 1.50 $\mu\text{H}$

## Performance Characteristics

Item	Performance Characteristics
Operating Temperature	-55°C to +155°C (including self-temperature rise)
Rated Inductance Range	0.68 – 1.50 $\mu$ H at 100 kHz, 1 mA
Inductance Tolerance	$\pm$ 20%
Rated DC Resistance Range	1.4 – 2.5 m $\Omega$
DC Resistance Tolerance	$\pm$ 10%
Rated Current Range	22 – 32 A

**Table 1 – Ratings & Part Number Reference**

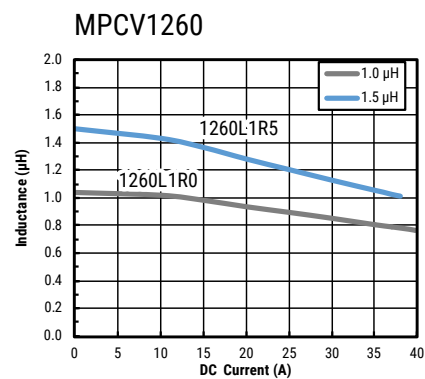
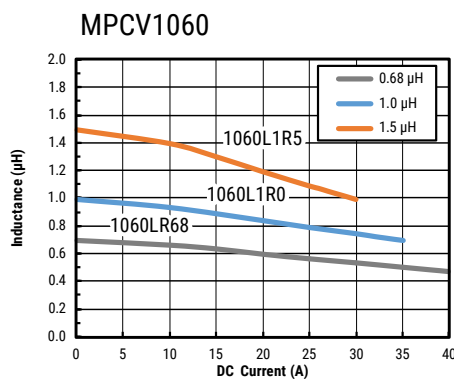
Part Number	Inductance ( $\mu$ H) at 100 kHz, 1 mA	Inductance Tolerance	DC Resistance (m $\Omega$ ) $\pm$ 10%	Rated Current (A)	
				I <sub>rms</sub> <sup>1</sup> (Reference)	I <sub>sat</sub> <sup>2</sup> (Reference)
MPCV1060LR68	0.68	$\pm$ 20%	1.40	32	38
MPCV1060L1R0	1.00	$\pm$ 20%	1.70	26	35
MPCV1060L1R5	1.50	$\pm$ 20%	2.50	22	27
MPCV1260L1R0	1.00	$\pm$ 20%	1.50	32	42
MPCV1260L1R5	1.50	$\pm$ 20%	2.35	28	35

<sup>1</sup> T = 40 K rise at rated current

<sup>2</sup> Inductance drop 30% at rated current

All electrical characteristics data is referenced to 25°C.

## DC-Superposed Characteristics

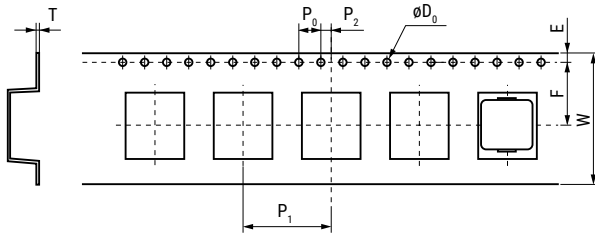


## Dimensions

Case Size	Dimensions (mm)	Land Pattern (mm)
MPCV1060	<p>Technical drawing of MPCV1060 inductor showing top, side, and end views. Dimensions: 12.0 maximum (width), 6.0 maximum (height), (2.1) (radius), 10.0 ±0.3 (height), and 3.0 ±0.5 (height).</p>	<p>Land pattern diagram for MPCV1060 showing a 3.6mm wide pad with 3.3mm spacing and 5.9mm center-to-center distance.</p>
MPCV1260	<p>Technical drawing of MPCV1260 inductor showing top, side, and end views. Dimensions: 14.5 maximum (width), 6.0 maximum (height), (2.2) (radius), 12.5 ±0.3 (height), and 3.0 ±0.5 (height).</p>	<p>Land pattern diagram for MPCV1260 showing a 3.6mm wide pad with 3.4mm spacing and 8.6mm center-to-center distance.</p>

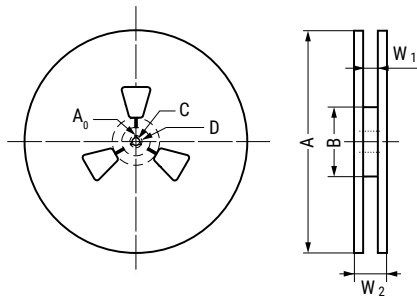
## Taping Specification

### Dimensions of Indented Square Hole Plastic Tape



Case Size	Reel Quantity		Dimensions (mm)								
			W	F	E	P <sub>1</sub>	P <sub>2</sub>	P <sub>0</sub>	øD <sub>0</sub>	T	
MPCV1060	500	Tolerance	±0.30	±0.10	±0.10	±0.10	±0.10	±0.10	±0.10	±0.05	±0.05
		Nominal	24.00	11.50	1.75	24.00	2.00	4.00	1.55	0.40	
MPCV1260	300	Tolerance	±0.30	±0.10	±0.10	±0.10	±0.10	±0.10	±0.10	±0.05	±0.05
		Nominal	24.00	11.50	1.75	24.00	2.00	4.00	1.55	0.40	

## Reel Specifications



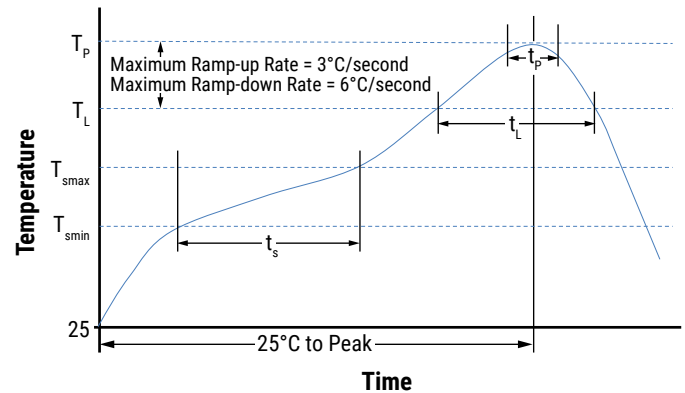
Case Size		Dimensions (mm)						
		A	B	C	D	A <sub>0</sub>	W <sub>1</sub>	W <sub>2</sub>
MPCV1060	Tolerance	±2.0	±2.0	±0.5	±0.8	±0.5		
	Nominal	ø380	ø80	ø13.0	ø21.0	2.3	25.4	29.4
MPCV1260	Tolerance	±3.0	±1.0	±0.5	±0.8	±0.5		
	Nominal	ø330	ø100	ø13.0	ø21.5	2.6	25.0	29.0

## Soldering Process

### Recommended Reflow Soldering Profile

Reference ICP/JEDEC J-STD-020E

Profile Feature	Pb-Free Assembly
<b>Preheat/Soak</b>	
Temperature Minimum ( $T_{smin}$ )	150°C
Temperature Maximum ( $T_{smax}$ )	200°C
Time ( $t_s$ ) from $T_{smin}$ to $T_{smax}$	60 – 120 seconds
Ramp-up Rate ( $T_L$ to $T_p$ )	3°C/second maximum
Liquidous Temperature ( $T_L$ )	217°C
Time Above Liquidous ( $t_L$ )	60 – 150 seconds
Peak Temperature ( $T_p$ )	245°C
Time within 5°C of Maximum Peak Temperature ( $t_p$ )	30 seconds maximum
Ramp-down Rate ( $T_p$ to $T_L$ )	6°C/second maximum
Time 25°C to Peak Temperature	8 minutes maximum



## Handling Precautions

Inductors should be stored in normal working environments. While the inductors themselves are quite robust in other environments, exposure to high temperatures, high humidity, corrosive atmospheres, and long-term storage degrades solderability.

KEMET recommends that maximum storage temperature not exceed 40°C and maximum storage humidity not exceed 70% relative humidity. Atmospheres should be free of chlorine-bearing and sulfur-bearing compounds. Temperature fluctuations should be minimized to avoid condensation on the parts.

For optimized solderability, inductor stock should be used promptly, preferably within six months of receipt.

## KEMET Electronics Corporation Sales Offices

For a complete list of our global sales offices, please visit [www.kemet.com/sales](http://www.kemet.com/sales).

---

### Disclaimer

All product specifications, statements, information and data (collectively, the "Information") in this datasheet are subject to change. The customer is responsible for checking and verifying the extent to which the Information contained in this publication is applicable to an order at the time the order is placed. All Information given herein is believed to be accurate and reliable, but it is presented without guarantee, warranty, or responsibility of any kind, expressed or implied.

Statements of suitability for certain applications are based on KEMET Electronics Corporation's ("KEMET") knowledge of typical operating conditions for such applications, but are not intended to constitute – and KEMET specifically disclaims – any warranty concerning suitability for a specific customer application or use. The Information is intended for use only by customers who have the requisite experience and capability to determine the correct products for their application. Any technical advice inferred from this Information or otherwise provided by KEMET with reference to the use of KEMET's products is given gratis, and KEMET assumes no obligation or liability for the advice given or results obtained.

Although KEMET designs and manufactures its products to the most stringent quality and safety standards, given the current state of the art, isolated component failures may still occur. Accordingly, customer applications which require a high degree of reliability or safety should employ suitable designs or other safeguards (such as installation of protective circuitry or redundancies) in order to ensure that the failure of an electrical component does not result in a risk of personal injury or property damage.

Although all product-related warnings, cautions and notes must be observed, the customer should not assume that all safety measures are indicated or that other measures may not be required.

When providing KEMET products and technologies contained herein to other countries, the customer must abide by the procedures and provisions stipulated in all applicable export laws and regulations, including without limitation the International Traffic in Arms Regulations (ITAR), the US Export Administration Regulations (EAR) and the Japan Foreign Exchange and Foreign Trade Act.

*KEMET is a registered trademark of KEMET Electronics Corporation.*

## X-ON Electronics

Largest Supplier of Electrical and Electronic Components

*Click to view similar products for [Fixed Inductors](#) category:*

*Click to view products by [Kemet](#) manufacturer:*

Other Similar products are found below :

[CR32NP-100KC](#) [CR43NP-680KC](#) [CR54NP-820KC](#) [CR54NP-8R5MC](#) [CTX32CT-100](#) [70F224AI](#) [MGDQ4-00004-P](#) [MHL1ECTTP18NJ](#)  
[MHL1JCTTD12NJ](#) [PE-51506NL](#) [PE-53601NL](#) [PE-53602NL](#) [PE-53630NL](#) [PE-53824SNLT](#) [PE-62892NL](#) [PE-92100NL](#) [PG0434.801NLT](#)  
[PG0936.113NLT](#) [9310-16](#) [PM06-2N7](#) [PM06-39NJ](#) [A01TK](#) [1206CS-471XJ](#) [HC2-2R2TR](#) [HC2LP-R47-R](#) [HC3-2R2-R](#) [1206CS-151XG](#)  
[RCH664NP-140L](#) [RCH664NP-4R7M](#) [RCH8011NP-221L](#) [RCP1317NP-332L](#) [RCP1317NP-391L](#) [RCR1010NP-470M](#) [RCR110DNP-331L](#)  
[DH2280-4R7M](#) [DS1608C-106](#) [ASPI-4020HI-R10M-T](#) [B10TJ](#) [B82477P4333M](#) [B82498B3101J000](#) [B82498B3680J000](#) [ELJ-RE27NJF2](#)  
[1812CS-153XJ](#) [1812CS-183XJ](#) [1812CS-223XJ](#) [1812LS-104XJ](#) [1812LS-105XJ](#) [1812LS-124XJ](#) [1812LS-154XJ](#) [1812LS-223XJ](#)