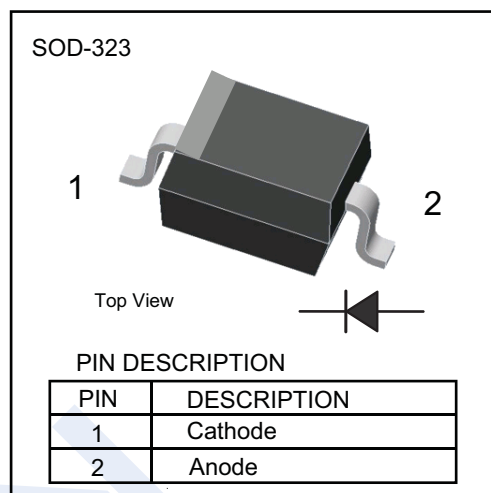


Schottky Diodes

1N5817WS ~ 1N5819WS

■ Features

- Low power loss, high efficiency
- High current capability
- Low forward voltage drop
- High Surge Capability



■ Absolute Maximum Ratings $T_a = 25^\circ\text{C}$

Parameter	Symbol	1N5817WS	1N5818WS	1N5819WS	Unit
Peak Repetitive Reverse Voltage	VRRM	20	30	40	V
RMS Voltage	V _{RMS}	14	21	28	
DC Blocking Voltage	V _{DC}	20	30	40	
Forward Voltage @ $I_F=1\text{A}$	V _F	0.45	0.55	0.6	
Forward Voltage @ $I_F=3.1\text{A}$		0.75	0.875	0.9	
Average Forward Rectified Current @ $T_L=90^\circ\text{C}$	I _{FAV}	1			A
Non-Repetitive Peak Forward Surge Current @8.3ms	I _{FSM}	25			
Reverse Voltage Leakage Current	I _R	$T_a = 25^\circ\text{C}$			mA
		$T_a = 100^\circ\text{C}$			
Typical Junction Capacitance	C _J	110			pF
Junction Temperature	T _J	125			°C
Storage Temperature range	T _{stg}	-55 to 125			

■ Marking

NO.	1N5817WS	1N5818WS	1N5819WS
Marking	SJ	SK	SL

Schottky Diodes

1N5817WS ~ 1N5819WS

■ Typical Characteristics

Fig.1 Forward Current Derating Curve

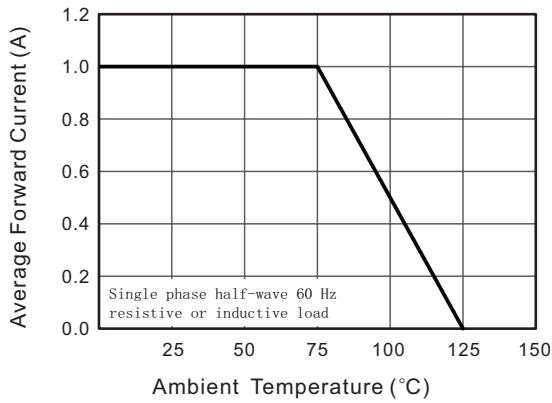


Fig.2 Typical Reverse Characteristics

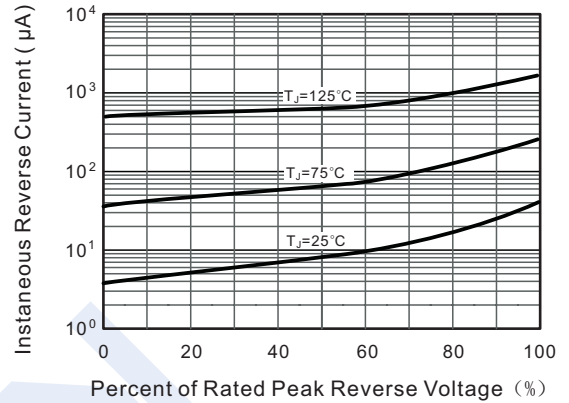


Fig.3 Typical Forward Characteristic

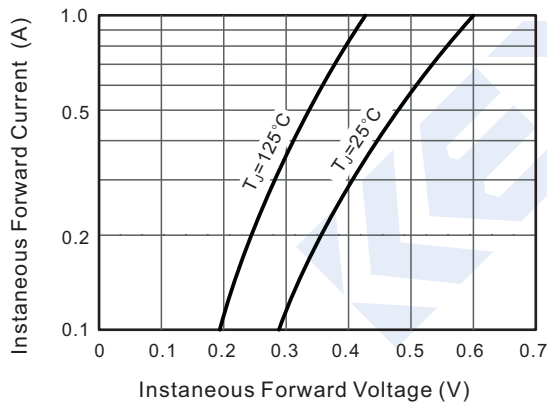


Fig.4 Typical Junction Capacitance

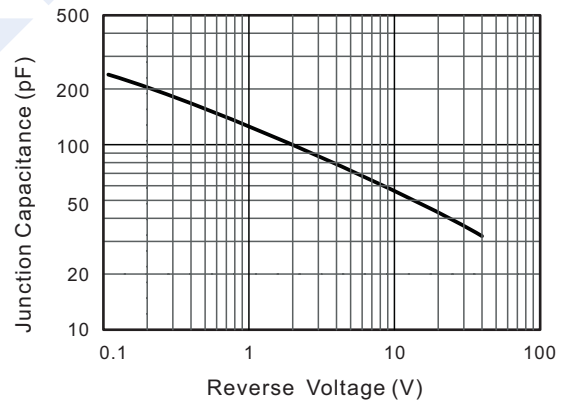


Fig.5 Maximum Non-Repetitive Peak Forward Surge Current

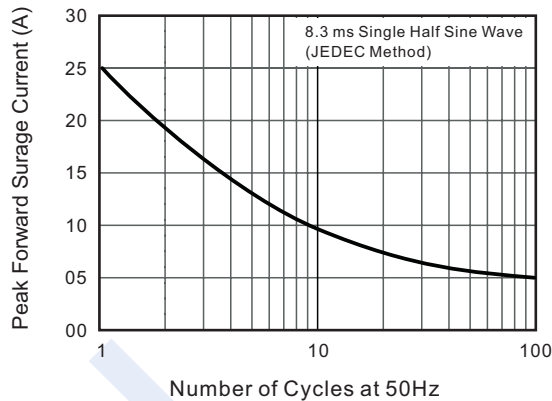
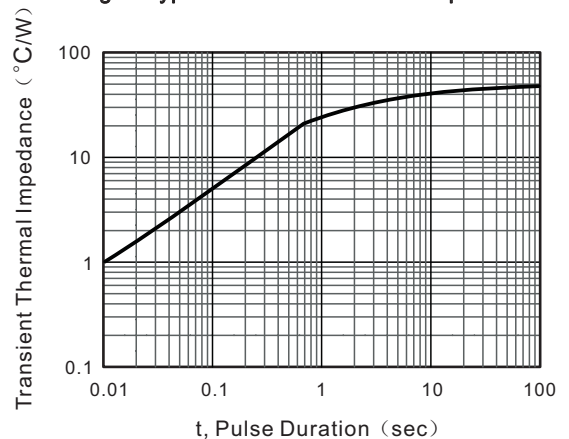


Fig.6- Typical Transient Thermal Impedance



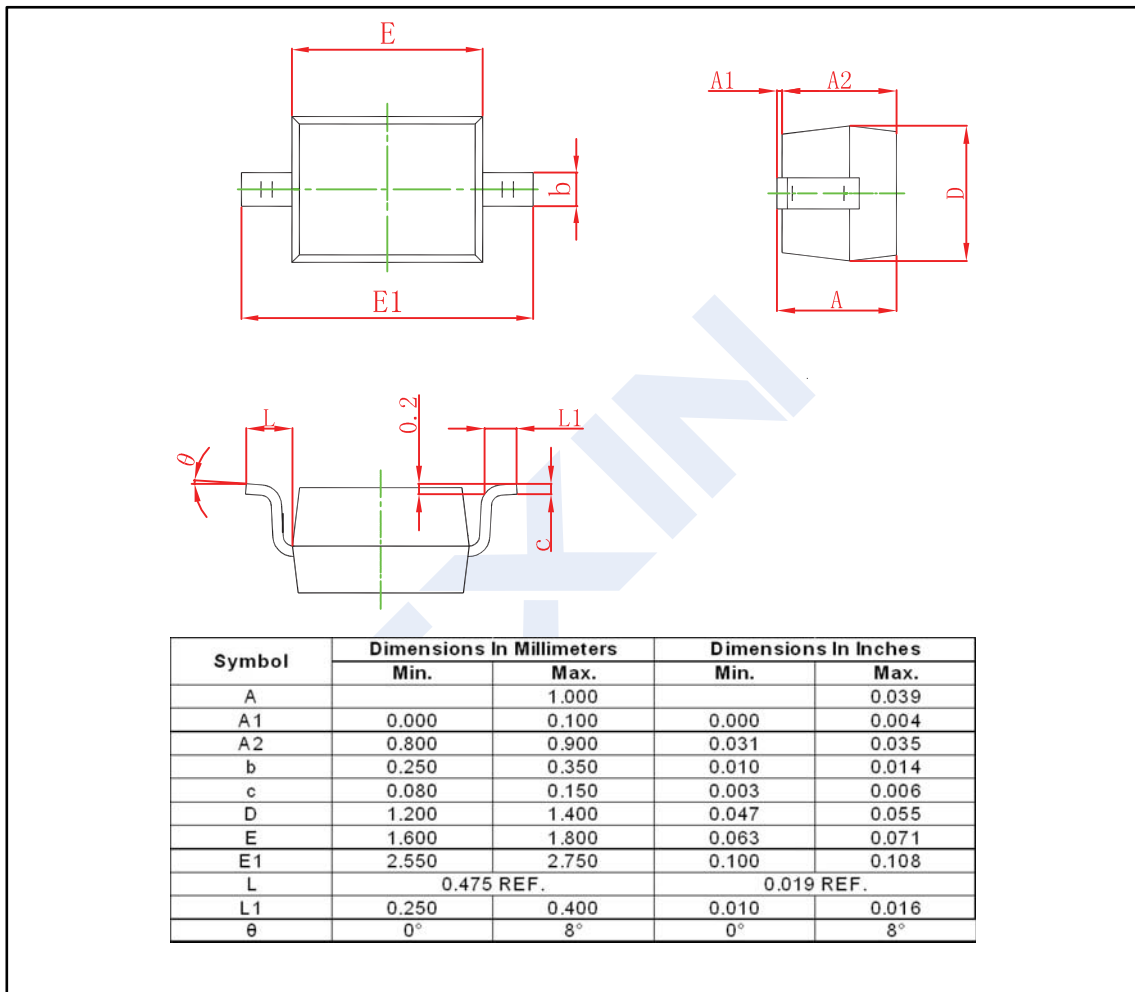
Schottky Diodes

1N5817WS ~ 1N5819WS

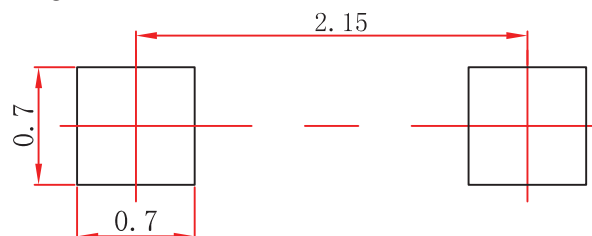
■ Package Outline Dimensions

Plastic surface mounted package; 2 leads

SOD-323



■ The Recommended Mounting Pad Size



Note:

1. Controlling dimension: in millimeters.
2. General tolerance: $\pm 0.05\text{mm}$.
3. The pad layout is for reference purposes only.

X-ON Electronics

Largest Supplier of Electrical and Electronic Components

Click to view similar products for [Schottky Diodes & Rectifiers](#) category:

Click to view products by [KEXIN](#) manufacturer:

Other Similar products are found below :

[CUS06\(Te85L,Q,M\)](#) [MA4E2039](#) [D1FH3-5063](#) [MBR0530L-TP](#) [MBR10100CT-BP](#) [MBR30H100MFST1G](#) [MMBD301M3T5G](#) [PMAD1103-LF](#) [PMAD1108-LF](#) [RB160M-50TR](#) [RB520S-30](#) [RB551V-30](#) [DD350N18K](#) [DZ435N40K](#) [DZ600N16K](#) [BAS16E6433HTMA1](#) [BAS 3010S-02LRH E6327](#) [BAT 54-02LRH E6327](#) [IDL02G65C5XUMA1](#) [NSR05F40QNXT5G](#) [NSVR05F40NXT5G](#) [JANS1N6640](#) [SB07-03C-TB-H](#) [SB1003M3-TL-W](#) [SBAT54CWT1G](#) [SBM30-03-TR-E](#) [SBS818-TL-E](#) [SK32A-LTP](#) [SK33A-TP](#) [SK34A-TP](#) [SK34B-TP](#) [SMD1200PL-TP](#) [ACDBN160-HF](#) [SS3003CH-TL-E](#) [STPS30S45CW](#) [PDS3100Q-7](#) [GA01SHT18](#) [CRS10I30A\(Te85L,QM\)](#) [MBR1240MFST1G](#) [MBRB30H30CT-1G](#) [BAS28E6433HTMA1](#) [BAS 70-02L E6327](#) [HSB123JTR-E](#) [JANTX1N5712-1](#) [VS-STPS40L45CW-N3](#) [DD350N12K](#) [SB007-03C-TB-E](#) [SB10015M-TL-E](#) [SB1003M3-TL-E](#) [SK110-LTP](#)