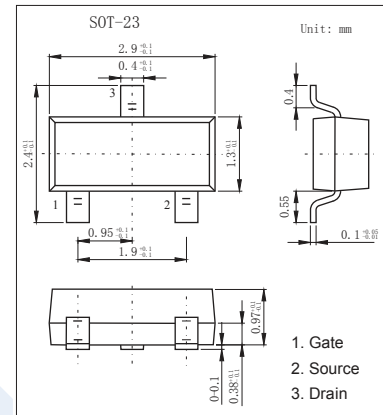
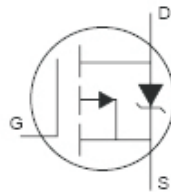


P-Channel Enhancement MOSFET

IRLML6401 (KRLML6401)

■ Features

- Ultra low on-resistance.
- P-Channel MOSFET.
- Fast switching.

■ Absolute Maximum Ratings $T_a = 25^\circ\text{C}$

Parameter	Symbol	Rating	Unit
Drain-Source Voltage	V_{DS}	-12	V
Gate-Source Voltage	V_{GS}	± 8	
Continuous Drain Current $V_{GS}=4.5V @ T_A=25^\circ\text{C}$	I_D	-4.3	A
Continuous Drain Current $V_{GS}=4.5V @ T_A=70^\circ\text{C}$		-3.4	
Pulsed Drain Current a		I_{DM}	
Power Dissipation @ $T_A=25^\circ\text{C}$	P_D	1.3	W
Power Dissipation @ $T_A=70^\circ\text{C}$		0.8	
Single Pulse Avalanche Energy b	E_{AS}	33	mJ
Thermal Resistance.Junction- to-Ambient	R_{thJA}	100	$^\circ\text{C}/\text{W}$
Linera Derating Factor		0.01	$\text{W}/^\circ\text{C}$
Junction Temperature	T_J	150	$^\circ\text{C}$
Junction and Storage Temperature Range	T_{stg}	-55 to 150	

Notes:

a.Repetitive Rating :Pulse width limited by maximum junction temperature

b.Starting $T_J=25^\circ\text{C}$, $L=3.5\text{mH}$, $R_G=25\Omega$, $I_{AS}=-4.3\text{A}$

IRLML6401 (KRLML6401)

■ Electrical Characteristics Ta = 25°C

Parameter	Symbol	Test Conditions	Min	Typ	Max	Unit
Drain-Source Breakdown Voltage	V _{DSS}	I _D =-250 μA, V _{GS} =0V	-12			V
Zero Gate Voltage Drain Current	I _{DSS}	V _{DS} =-12V, V _{GS} =0V			-1	μA
		V _{DS} =-9.6V, V _{GS} =0V, T _J =55°C			-25	
Gate-Body leakage current	I _{GSS}	V _{DS} =0V, V _{GS} =±8V			±100	nA
Gate Threshold Voltage	V _{GS(th)}	V _{DS} =V _{GS} I _D =-250 μA	-0.4	-0.55	-0.95	V
Static Drain-Source On-Resistance	R _{DS(on)}	V _{GS} =-4.5V, I _D =-4.3A			50	mΩ
		V _{GS} =-2.5V, I _D =-2.5A			85	
		V _{GS} =-1.8V, I _D =-2A			125	
Forward Transconductance	g _{FS}	V _{DS} =-10V, I _D =-4.3A	8.6			S
Input Capacitance	C _{iss}	V _{GS} =0V, V _{DS} =-10V, f=1MHz		830		pF
Output Capacitance	C _{oss}			180		
Reverse Transfer Capacitance	C _{rss}			125		
Total Gate Charge	Q _g	V _{GS} =-5.0V, V _{DS} =-10V, I _D =-4.3A		10	15	nC
Gate Source Charge	Q _{gs}			1.4	2.1	
Gate Drain Charge	Q _{gd}			2.6	3.9	
Turn-On DelayTime	t _{d(on)}			11		
Turn-On Rise Time	t _r	I _D =-1.0A, V _{DS} =-6.0V, R _L =6Ω, R _{GEN} =89Ω		32		ns
Turn-Off DelayTime	t _{d(off)}			250		
Turn-Off Fall Time	t _f			210		
Body Diode Reverse Recovery Time	t _{rr}		I _F =-1.3A, di/dt=-100A/μs		22	
Body Diode Reverse Recovery Charge	Q _{rr}	I _F =-1.3A, di/dt=-100A/μs		8	12	Nc
Maximum Body-Diode Continuous Current	I _S				1.3	A
Diode Forward Voltage	V _{SD}	I _S =-1.3A, V _{GS} =0V			-1.2	V

■ Marking

Marking	1F *
---------	------

IRLML6401 (KRLML6401)

■ Typical Characteristics

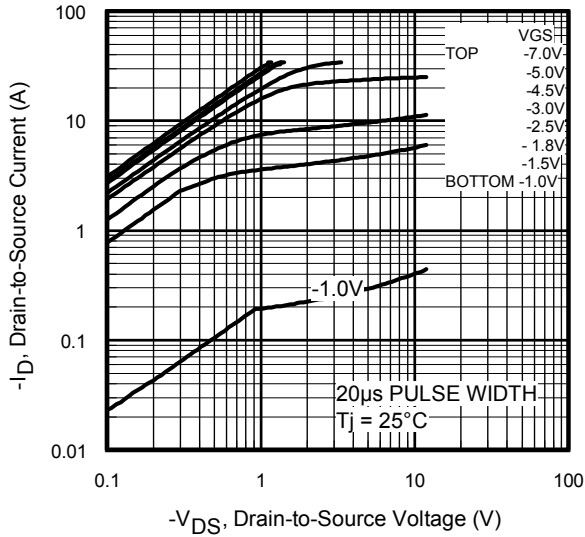


Fig 1. Typical Output Characteristics

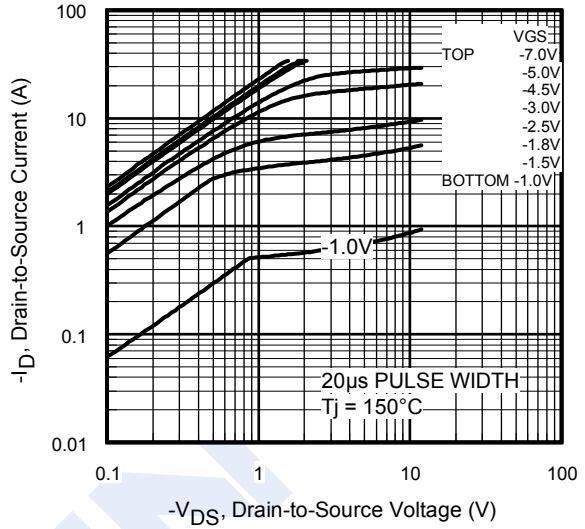


Fig 2. Typical Output Characteristics

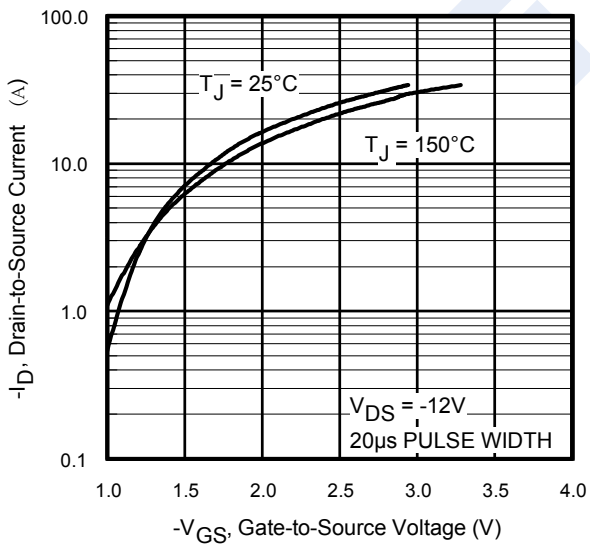


Fig 3. Typical Transfer Characteristics

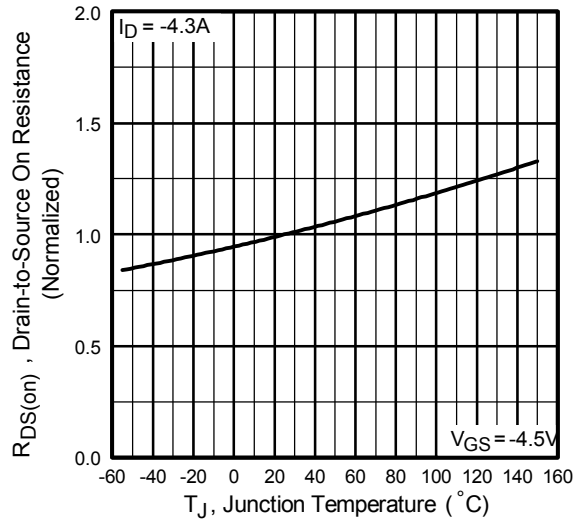


Fig 4. Normalized On-Resistance Vs. Temperature

IRLML6401 (KRLML6401)

■ Typical Characteristics

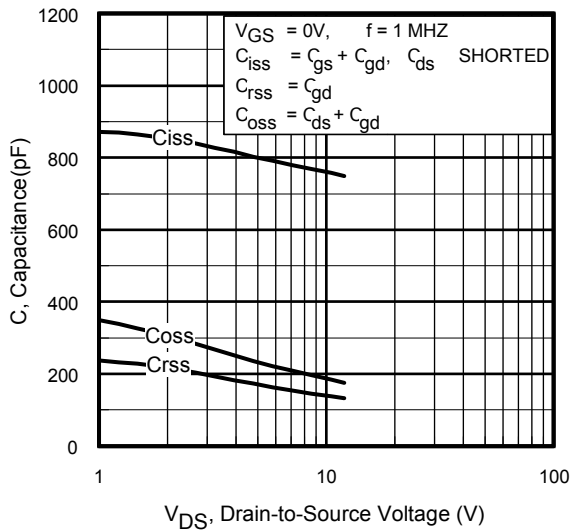


Fig 5. Typical Capacitance Vs. Drain-to-Source Voltage

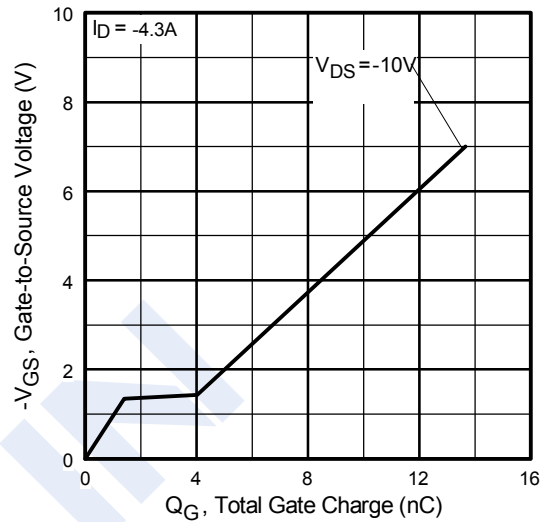


Fig 6. Typical Gate Charge Vs. Gate-to-Source Voltage

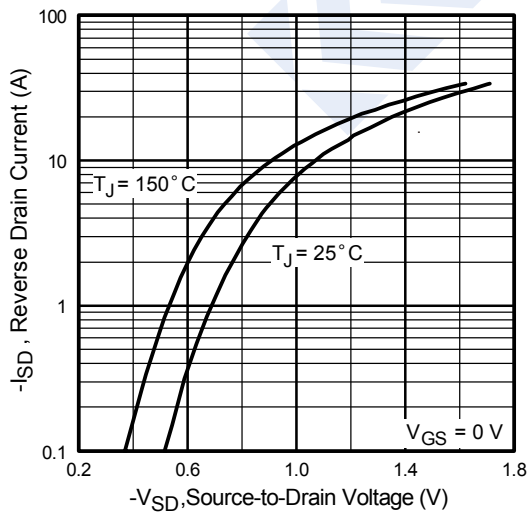


Fig 7. Typical Source-Drain Diode Forward Voltage

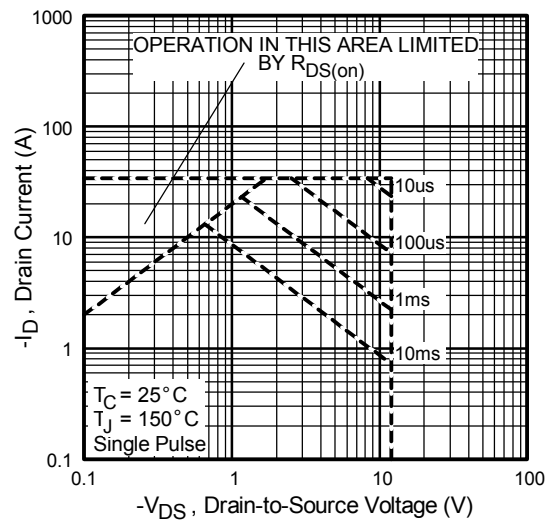


Fig 8. Maximum Safe Operating Area

www.irf.com

IRLML6401 (KRLML6401)

■ Typical Characteristics

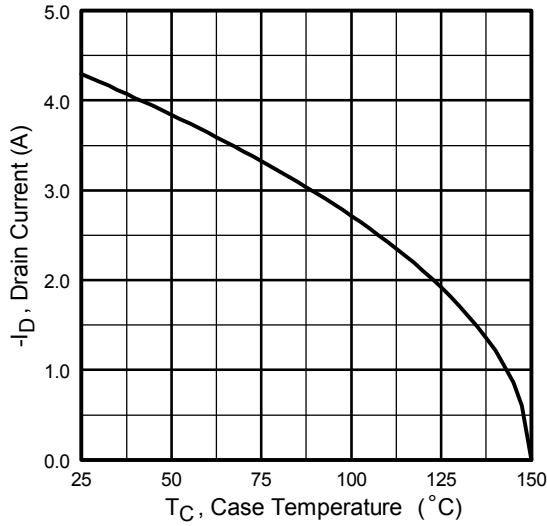


Fig 9. Maximum Drain Current Vs. Case Temperature

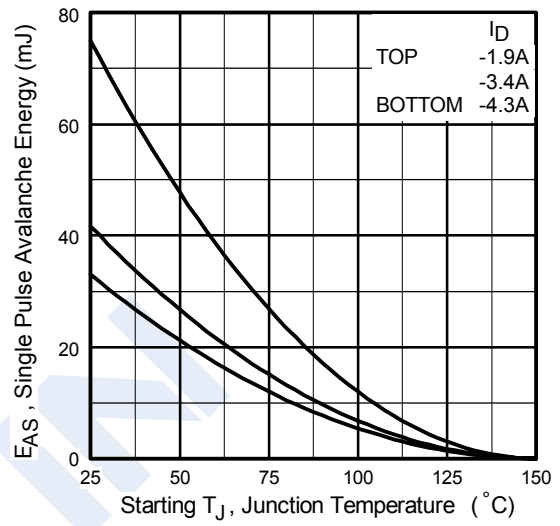


Fig 10. Maximum Avalanche Energy Vs. Drain Current

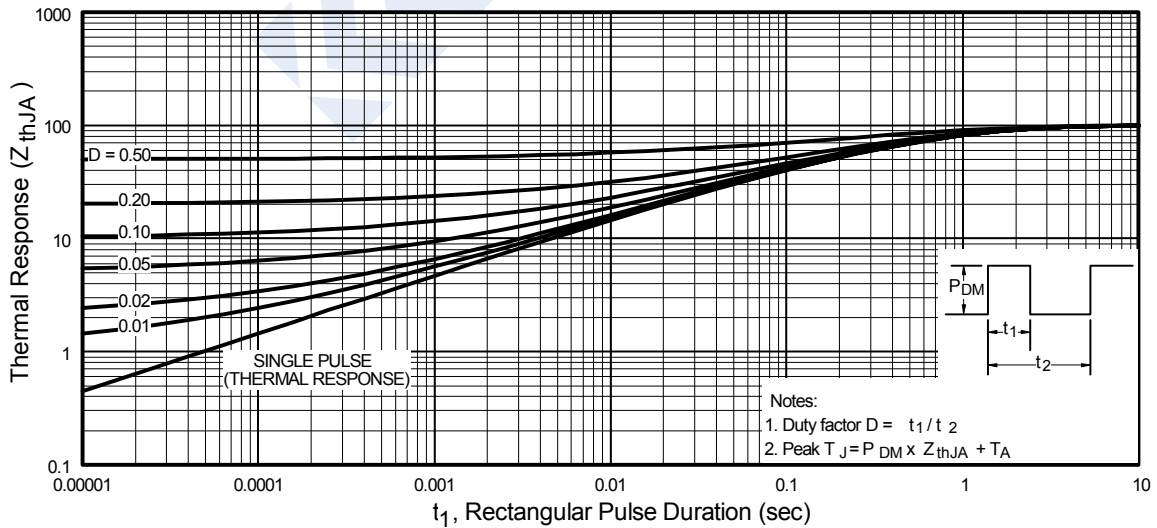


Fig 11. Maximum Effective Transient Thermal Impedance, Junction-to-Ambient

www.irf.com

IRLML6401 (KRLML6401)

■ Typical Characteristics

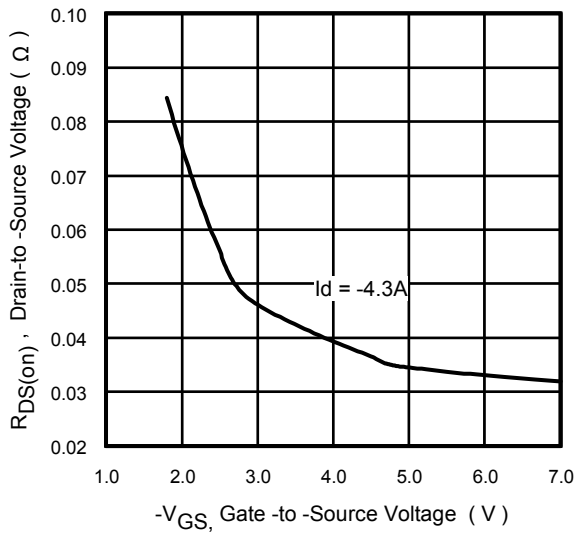


Fig 12. Typical On-Resistance Vs. Gate Voltage

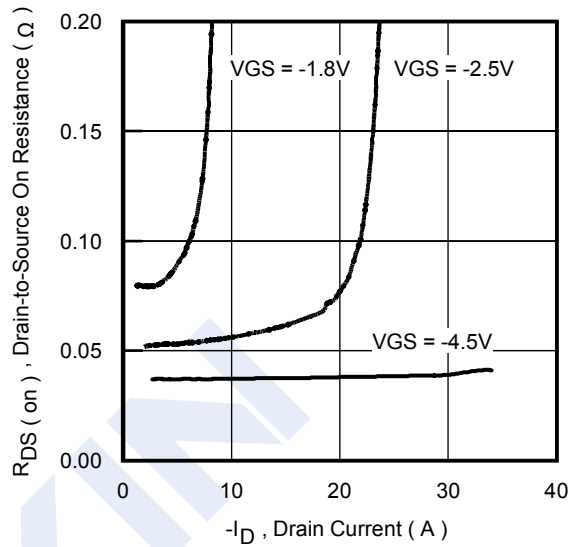


Fig 13. Typical On-Resistance Vs. Drain Current

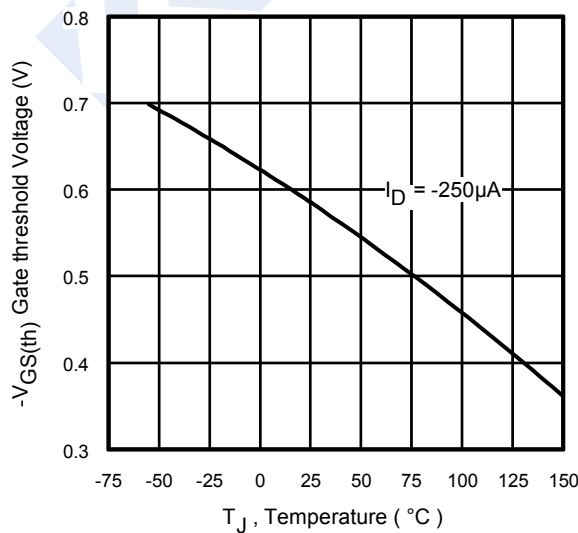


Fig 14. Typical Threshold Voltage Vs. Junction Temperature

X-ON Electronics

Largest Supplier of Electrical and Electronic Components

Click to view similar products for [MOSFET](#) category:

Click to view products by [KEXIN](#) manufacturer:

Other Similar products are found below :

[IRFD120](#) [JANTX2N5237](#) [BUK455-60A/B](#) [MIC4420CM-TR](#) [VN1206L](#) [NDP4060](#) [SI4482DY](#) [IPS70R2K0CEAKMA1](#) [SQD23N06-31L-GE3](#)
[TK16J60W,S1VQ\(O](#) [2SK2614\(TE16L1,Q\)](#) [DMN1017UCP3-7](#) [DMN1053UCP4-7](#) [SQJ469EP-T1-GE3](#) [NTE2384](#) [DMC2700UDMQ-7](#)
[DMN2080UCB4-7](#) [DMN61D9UWQ-13](#) [US6M2GTR](#) [DMN31D5UDJ-7](#) [DMP22D4UFO-7B](#) [DMN1006UCA6-7](#) [DMN16M9UCA6-7](#)
[STF5N65M6](#) [IRF40H233XTMA1](#) [STU5N65M6](#) [DMN6022SSD-13](#) [DMN13M9UCA6-7](#) [DMTH10H4M6SPS-13](#) [DMN2990UFB-7B](#)
[IPB80P04P405ATMA2](#) [2N7002W-G](#) [MCAC30N06Y-TP](#) [MCQ7328-TP](#) [BXP7N65D](#) [BXP4N65F](#) [AOL1454G](#) [WMJ80N60C4](#) [BXP2N20L](#)
[BXP2N65D](#) [BXT1150N10J](#) [BXT1700P06M](#) [TSM60NB380CP](#) [ROG](#) [RQ7L055BGTCR](#) [DMNH15H110SK3-13](#) [SLF10N65ABV2](#)
[BSO203SP](#) [BSO211P](#) [IPA60R230P6](#) [IPA60R460CE](#)