

Keysight Technologies

11867A RF Limiter, 10 Hz to 1800 MHz Data Sheet



Figure 1. RF limiter

Introduction

The 11867A offers very low insertion loss and linear operation to minimize its effect on low level (< 0 dBm) signals passing through it. A typical application is shown in Figure 2; the input mixer of a spectrum analyzer is protected from inadvertent overload due to high level signals from an antenna.

Description

The Keysight Technologies, Inc. 11867A RF limiter is a general purpose diode limiter designed to provide input protection for a variety of instruments. For example, the input circuitry of spectrum analyzers, frequency counters or amplifiers can be protected from unintentional inputs as high as 100 watts peak or 10 watts average power. At even greater power levels, failure mode for the limiter is either an open circuit or a short circuit to ground, thereby protecting the instrument from damage.



Figure 2. Typical application

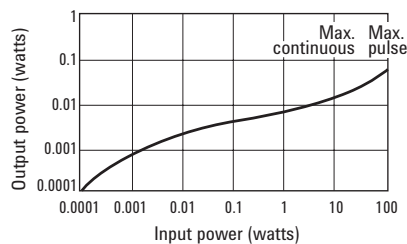


Figure 3. Typical output power vs. input power; $T = 25\text{ }^{\circ}\text{C}$

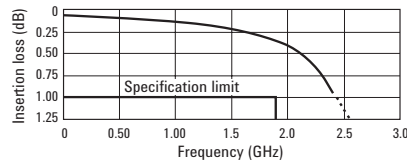


Figure 4. Typical insertion loss vs. frequency

Specifications

Specifications describe the instrument's warranted performance over the temperature range 0 to 55 °C (except where noted). Supplemental characteristics are intended to provide information useful in applying the instrument by giving typical, but non-warranted, performance parameters. These are denoted as "typical," "nominal," or "approximately."

Frequency range	10 Hz to 1800 MHz
Insertion loss	< 1.0 dB
Frequency response (flatness)	< ± 0.25 dB1
Impedance	50 ohms, nominal
Reflection coefficient	< 0.13 (1.3 SWR)
Maximum input power levels	
Continuous	10 watts average (+40 dBm)
Pulse	100 watts peak, pulse width $\leq 1\text{ }\mu\text{s}$, 0.001 duty cycle
Limiting threshold	1 mW (0 dBm) typical
RF input connector	type N female
RF output connector	type N male2
Weight	Net 0.09 kg (3 oz); shipping 0.45 kg (1 lb)

1. For operation to 2.4 GHz, see typical response shown in Figure 4.
2. Device limited to unilateral operation; i.e., input and output are not interchangeable.

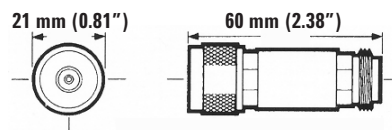


Figure 5. Dimensions

For more information, visit our web site at:
www.keysight.com

This information is subject to change without notice.
© Keysight Technologies, 2012 - 2014
Published in USA, August 2, 2014
5952-9295
www.keysight.com

X-ON Electronics

Largest Supplier of Electrical and Electronic Components

Click to view similar products for [RF Connectors](#) / [Coaxial Connectors](#) category:

Click to view products by [Keysight](#) manufacturer:

Other Similar products are found below :

[89674-0827](#) [6059674-1](#) [630059-000](#) [6501-1071-002](#) [6769](#) [7002-1541-010](#) [7002-1572-002](#) [7004-1512-000](#) [7009-1511-004](#) [7101-1541-010](#)
[7101-1571-002](#) [7105-1521-002](#) [7203-1571-003](#) [7209-1511-011](#) [7210-1511-040](#) [7242-1511-000](#) [7405-1521-005](#) [7405-1521-802](#)
[804S01D04M040](#) [8527](#) [8547](#) [FS11V](#) [877931](#) [8808-1511-001](#) [9049-9513-000](#) [9074-9513-000](#) [PL11C-026](#) [PL40-36](#) [9408-1113-000](#) [980-](#)
[8666-005](#) [11 SMA-50-2-6 / 111 NE](#) [11 SMA-50-3-6 / 111 NE](#) [1-201144-1](#) [120919](#) [R107003010W](#) [R112186000](#) [R113053000W](#) [R113082097](#)
[R113236000](#) [R114083000](#) [R114670000W](#) [R123415000W](#) [R124076320](#) [R124076450](#) [R124175123](#) [R125075000W](#) [R125075001](#)
[R125172000W](#) [R125415030](#) [R141007161](#)