

Keysight DSO1000A/B Series Portable Oscilloscopes

Data Sheet



Engineered to give you more scope than you thought
you could afford



More Scope than you Thought you Could Afford

Keysight Technologies, Inc. 1000 Series oscilloscopes deliver the performance and features you expect in a big scope – and the portability and low price you require in a small one. We've redefined the economy scope by giving you powerful signal capture and display, advanced measurement capabilities and accelerated productivity.



Weighing less than 7 pounds with a small footprint, the 1000 Series can go anywhere with ease.

Whether your job is designing products in R&D, teaching the next generation in education, or testing in manufacturing or service, the new 1000 Series oscilloscopes can help get it done with confidence.

2-channel models	
DSO1052B	50 MHz
DSO1072B	70 MHz
DSO1102B	100 MHz
DSO1152B	150 MHz
DSO1022A	200 MHz

4-channel models	
DSO1004A	60 MHz
DSO1014A	100 MHz
DSO1024A	200 MHz

R&D




Figure 1. Features normally only found on much higher priced scopes equip the 1000 Series to be a powerful choice for R&D applications.

Education




Figure 2. Economical prices make the 1000 Series ideal for teaching basic scientific and engineering measurements at lab stations in schools and universities.

Manufacturing



Figure 3. Standard go/no-go mask testing is just one of the reasons manufacturing and service test demand 1000 Series solutions.

Powerful Signal Capture and Display

- Wide viewing angle, bright color display
- Up to 20 kpts memory, up to 8x more than other scope
- Up to 2 GSa/s sample rate
- Simultaneous viewing of main and zoomed waveforms
- 25% more viewing area with menus switched off

Capture long time periods with high resolution

1000A Series models provide up to 20 kpts and 1000B models provide up to 16 kpts of acquisition memory standard. The scope will maintain high-resolution acquisitions even at slower timebase settings so you can see the details on your signals.

See your signals more clearly

Every 1000 Series scope incorporates a bright, crisp LCD color display (300 cd/m²). You can quickly view your signal from almost any angle. Unlike conventional scopes that always require menus to be on, the entire 5.7-inch diagonal screen is available for full waveform display as needed.

Simultaneous viewing of main and zoomed waveforms

Dual display shows your entire signal and zoomed in waveform details at the same time.



Figure 4. The bright, crisp display on the 1000 Series oscilloscope and its wide viewing angle let you quickly identify your signal activity.

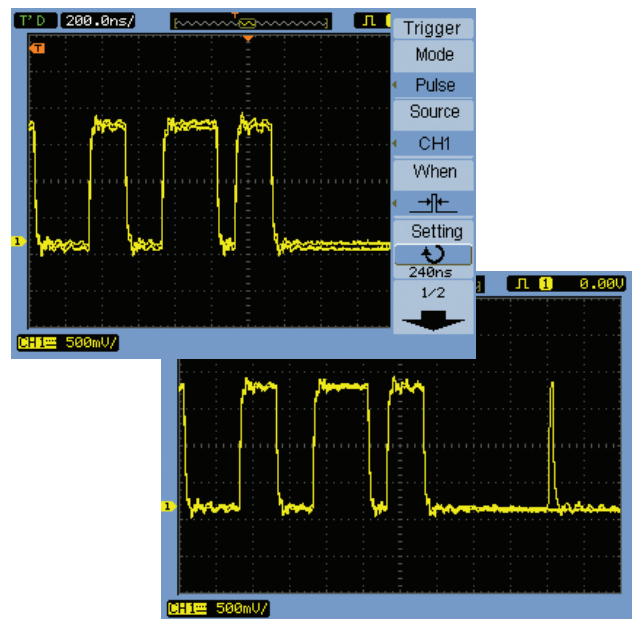


Figure 5. Turning off the menu gives almost 25% more viewing area for your signals.

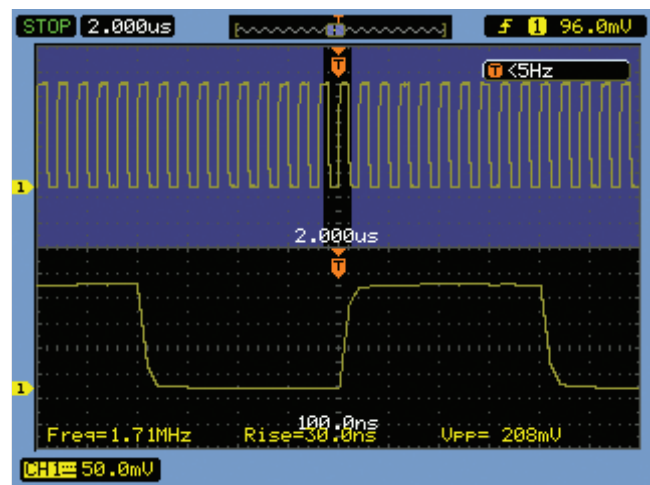


Figure 6. View a long record and the details of a zoom window simultaneously.

Advanced Measurement Capability

- 23 automatic measurements
- Waveform math including FFT
- Standard go/no-go mask testing
- Sequential acquisition of up to 1000 trigger events
- Selectable high-pass, low-pass, band-pass, and band-reject digital filters

23 automatic measurements

All 1000 Series scopes come equipped with 23 automatic voltage, time and frequency measurements. Press the Measure key to bring up the three you use most often or display all single-channel measurements on the screen simultaneously.

Sequence mode for easier debug

Record up to 1000 occurrences of a trigger event and then play them back to easily spot glitches or other anomalies for further examination. Store the waveforms to internal or external memory (USB flash drive).

Digital filtering on waveforms

Apply a real-time digital filter of your choice to the input source waveform to eliminate unwanted frequencies from your display. Digital filtering selections include Low-pass, high-pass, band-pass and band-reject filters. Frequency limits are selectable between 250 Hz and the full bandwidth of your oscilloscope.

Advanced triggering

Triggering options for the 1000 Series include edge, pulse width, composite video, pattern ("A" models only) and alternate channel trigger modes. These modes ensure that you can capture and view hard-to-find signal conditions.

Remote programming (Only available on "A" models)

For remote instrument control over the built-in USB device port, utilize Keysight's I/O libraries with direct command control from Keysight VEE Pro, or National Instrument's I/O libraries and available instrument drivers for the 1000A Series scope in your application. These NI certified drivers include Plug and Play for LabView and IVI for LabVIEW, LabWindows/CVI, and Measurement Studio for Visual Studio.

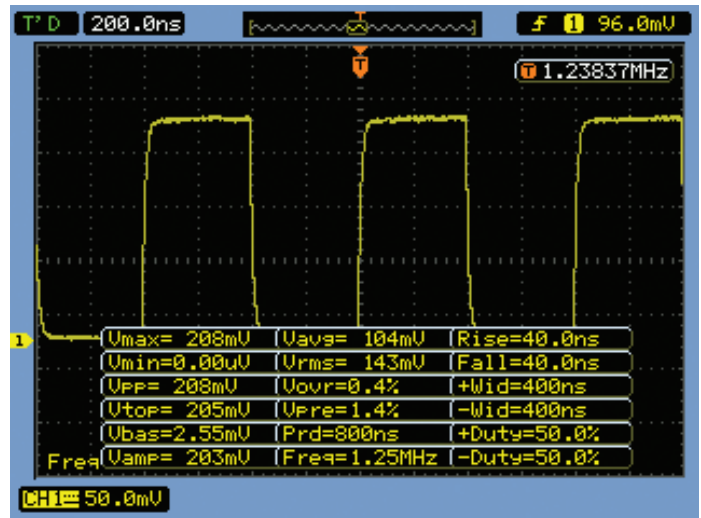


Figure 7. Display all single-channel measurements on screen simultaneously.

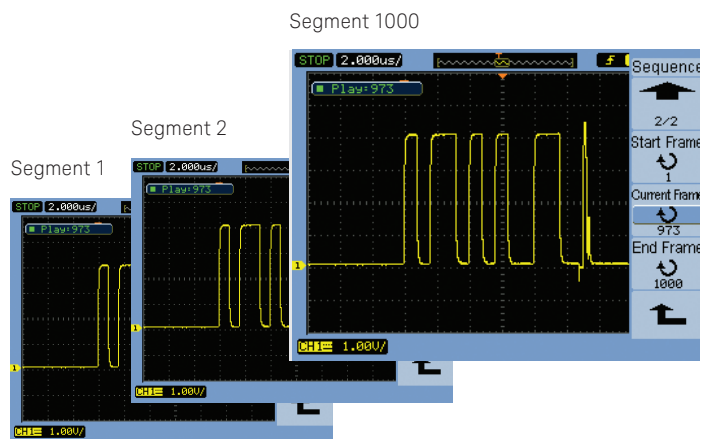


Figure 8. Use sequence mode to record up to 1000 triggers and review in playback mode for anomalies.

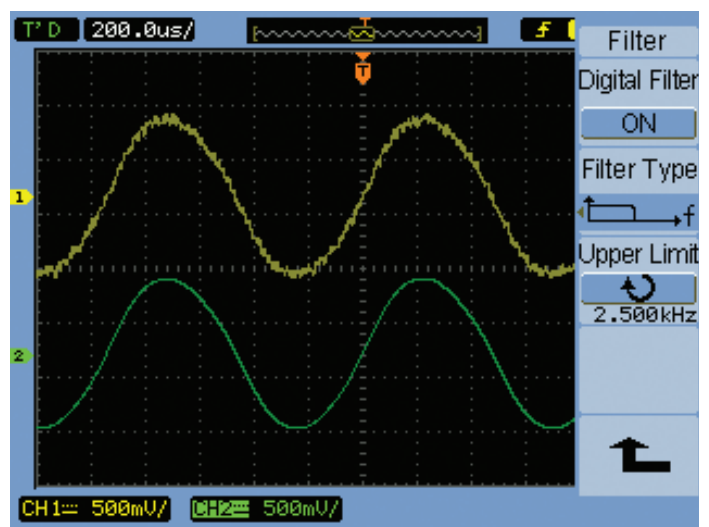


Figure 9. The Ch 1 waveform (Yellow) shows an unfiltered input and the Ch 2 waveform (Green) shows the same input signal with a low pass filter.

Accelerated Productivity

- Autoscale
- 11-Language localization of user interface, front panel controls, and manuals
- Context-sensitive built-in help menus
- USB connectivity
- Free education student lab guide and professor slide set

Make fast go/no-go decisions

Automatic pass/fail mask testing comes as a standard feature on all 1000 Series scopes. Acquire a “golden” waveform and define tolerance limits to create a test envelope. Create custom mask's based on XY tolerances and input those into the scope. Incoming signals will be compared to the allowable range and quickly flagged as pass or fail. This is ideal for manufacturing or service where you need to make decisions quickly.

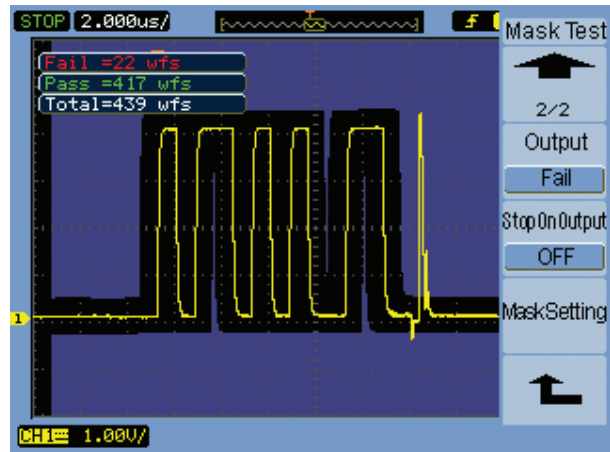


Figure 10. Mask testing provides a quick pass/fail comparison of an incoming signal to a test envelope you define.

Waveform math and FFT

Standard math functions include addition, subtraction or multiplication of any two input channels and Fast Fourier Transform (FFT) with four user-selectable windows (Rectangle, Hanning, Hamming and Blackman).

Multi-language interface

Operate the oscilloscope in the language most familiar to you. The built-in help system, graphical user interface, front panel overlays and user's manual are available in eleven languages. Choose from: English, Japanese, simplified Chinese, traditional Chinese, Korean, German, French, Spanish, Russian, Portuguese, and Italian.

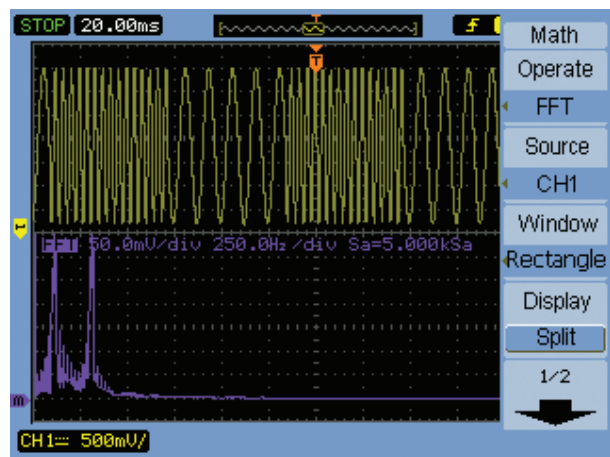


Figure 11. Built-in FFT enables easy spectral analysis on the time-domain signal.

Autoscale

Quickly display any active signals and automatically set the vertical, horizontal and trigger controls for optimal viewing with the press of the autoscale button. (This feature can be disabled or enabled for education customers).

Connectivity

Built-in USB host and device ports and free IntuiLink software make documentation and PC connectivity easy. Store waveforms and setups to a USB flash drive, easily update scope firmware, document directly to a connected PC running Microsoft Word or Excel, and print to any PictBridge compatible printer.

Education resource kit

Keysight provides a variety of oscilloscope resource training tools to help your EE students come up-to-speed on what an oscilloscope is and how to use one. Downloadable resources include: EE student's oscilloscope lab guide and tutorial, Professor's Oscilloscope Fundamentals slide-set, probe loading experiment and oscilloscope application notes.




Figure 12. Choose from 11 different languages for oscilloscope interface and help.

Keysight 1000A Series Portable Oscilloscopes: Engineered to give you more scope than you thought you could afford

Powerful signal capture and display

Turn menu off for almost 25% more viewing area (or set to turn off automatically on timeout)

Bright and crisp 5.7-inch color LCD display with wide angle viewing

Acquisition memory bar shows full 20 kpts of memory and highlights portion displayed


Sturdy snap handle for easy carrying

Secure with cable lock

Secure with a Kensington lock or looped cable

Two USB host ports facilitate saving data to a USB flash drive and enable quick firmware updates

USB device port for USBTMC remote PC control also allows easy printing to all PictBridge compatible printers




Advanced measurement capabilities

User-friendly menu facilitates access to advanced features like mask test, sequence mode, and digital filtering

Push-button knobs enhance usability, for example, the Main/Zoom knob zooms in on a particular section of waveform. Push to toggle zoom on and off

Measurement cursors can be placed manually or automatically



23 automatic measurements with a "measure all" feature

Comprehensive trigger functions including edge, pulse width, pattern ("A" models only), composite video and alternate channel

Accelerated productivity

Multi-language interface support and built-in context-sensitive help in 11 languages

Save up to 10 setups and waveform memories internally

Default setup quickly returns the scope to a known starting point

Four math functions for quick display: +, -, x, FFT

AutoScale to get your signal on screen fast with vertical, horizontal, and trigger controls automatically adjusted for best signal display

Keysight 1000B Series Portable Oscilloscopes:

Engineered to give you more scope than you thought you could afford

Powerful signal capture and display

Turn menu off for almost 25% more viewing area (or set to turn off automatically on timeout)

Bright and crisp 5.7-inch color LCD display with wide angle viewing

Acquisition memory bar shows full 16 kpts of memory and highlights portion displayed

Sturdy snap handle for easy carrying

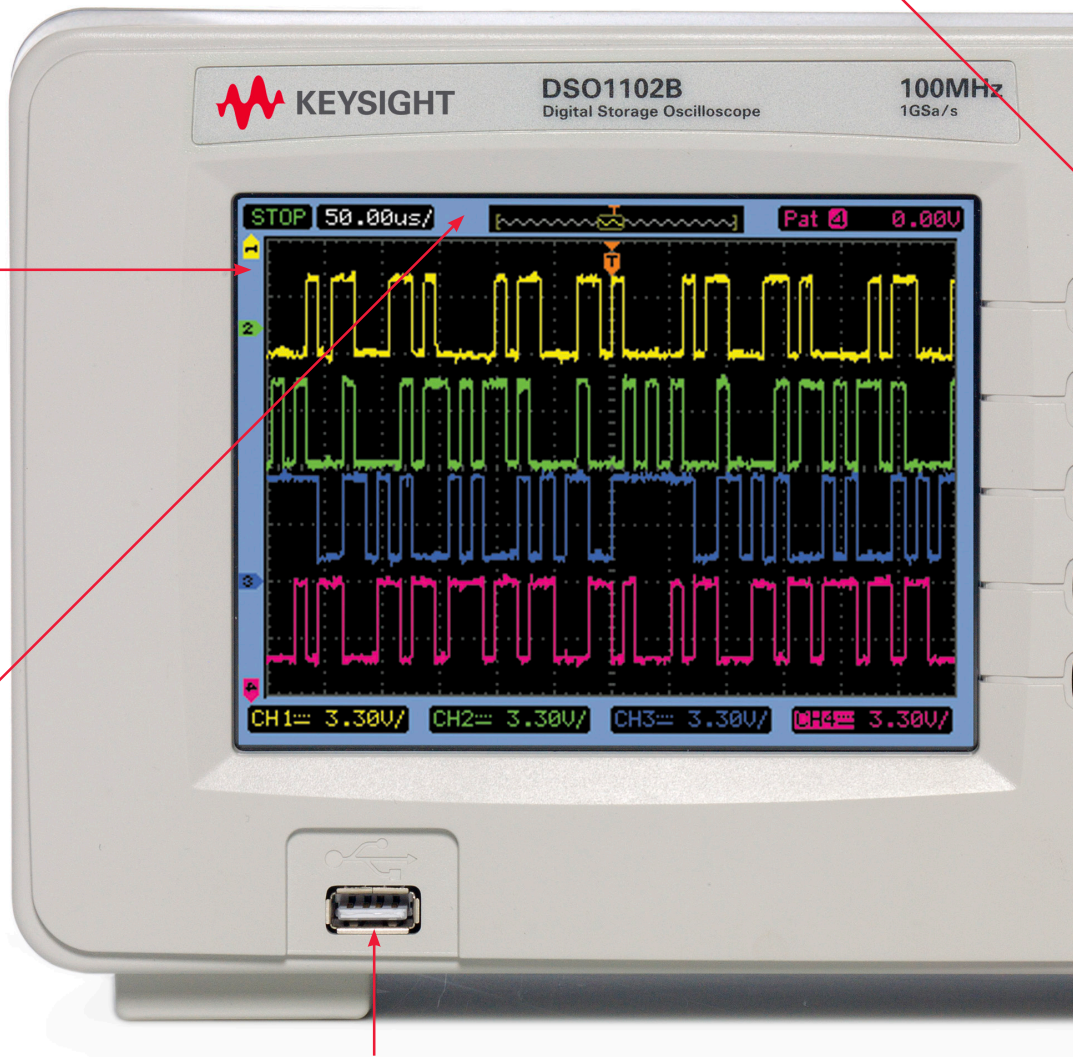
USB host port facilitates saving data to a USB flash drive and enable quick firmware updates

Secure with a Kensington lock or looped cable

MaskTesting Pass/
Fail BNC output


USB device port

Secure with cable lock



Advanced measurement capabilities

User-friendly menu facilitates access to advanced features like mask test, sequence mode, and digital filtering



Push-button knobs enhance usability, for example, the Main/Zoom knob zooms in on a particular section of waveform. Push to toggle zoom on and off

Measurement cursors can be placed manually or automatically

23 automatic measurements with a "measure all" feature

Comprehensive trigger functions including edge, pulse width, pattern ("A" models only), composite video and alternate channel

Accelerated productivity

Multi-language interface support and built-in context-sensitive help in 11 languages

Save up to 10 setups and waveform memories internally

Default setup quickly returns the scope to a known starting point

Four math functions for quick display:
+, -, x, FFT

Performance Characteristics

Bandwidth (-3 dB) ^{1,2}	DSO1052B: DC to 50 MHz
	DSO1002A, DSO1004A: DC to 60 MHz
	DSO1072B: DC to 70 MHz
	DSO1102B, DSO1012A, DSO1014A: DC to 100 MHz
	DSO1152B: DC to 150 MHz
	DSO1022A, DSO1024A: DC to 200 MHz
Real-time sample rate	2 GSa/sec half channel interleaved, 1 GSa/sec all channels (A models)
	1 GSa/sec half channel interleaved, 500 MSa/sec all channels (B models)
Memory depth	20 kpts half channel interleaved, 10 kpts all channels (A models)
	16 kpts half channel interleaved, 8 kpts all channels (B models)
Channels	DSO1052B, DSO1002A, DSO1072B, DSO1102B, DSO1012A, DSO1152B, DSO1022A: 2 channels
	DSO1004A, DSO1014A, DSO1024A: 4 channels
Vertical resolution	8 bits
Vertical sensitivity (range)	2 mV/div to 10 V/div
DC gain accuracy ¹	2 mV/div to 5 mV/div: $\pm 4.0\%$ full scale (A and B models)
	10 mV/div to 5 V/div: $\pm 3.0\%$ full scale (A models only)
	10 mV/div to 10 V/div: $\pm 3.0\%$ full scale (B models only)
Vertical zoom	Vertical expand
Maximum input voltage	CAT I 300 Vrms, 400 Vpk; transient overvoltage 1.6 kVpk
Dynamic range	+6 divisions from center screen
Time-base range	DSO1022A, DSO1024A: 1 nsec/div to 50 sec/div
	DSO1012A, DSO1014A, DSO1102B: 2 nsec/div to 50 sec/div
	DSO1002A, DSO1004A, DSO1052B, DSO1072B: 5 nsec/div to 50 sec/div
Selectable BW limit	20 MHz
Horizontal modes	Main (Y-T), XY, delayed zoom and roll
Input coupling	DC, AC and ground
Input impedance	1 M Ω \pm 1% in parallel with 18 pF \pm 3 pF (A models)
	1 M Ω \pm 2% in parallel with 15 pF \pm 3 pF (B models)
Time scale accuracy ¹	± 50 ppm from 0 °C to 30 °C, (A models)
	± 50 ppm + 2 ppm per °C from 30 °C to 45 °C + 5 ppm \times (years since manufacture) (A models)
	± 50 ppm over 1 ms (B models only)

1. Denotes warranted specifications, all others are typical. Specifications are valid after a 30-minute warm-up period and ± 10 °C from firmware calibration temperature.

2. 20 MHz (when vertical scale is set to < 5 mV).

Performance Characteristics (Continued)

Acquisition modes	
Normal	Displays sampled data directly to the screen in real time
Averaging	Selectable from 2, 4, 8, 16, 32, 64, 128 or 256
Sequence	Selectable 1 to 1,000 acquisition frames can be recorded, played back and stored in the scope memory or external USB memory
Peak detect	Captures high-frequency glitches as narrow as 10 nsec (A models) and 20 nsec (B models) when viewing signals at slow sweep speeds
Roll	Waveform display rolls from right to left. Minimum horizontal scale setting is 50 msec/div
Interpolation	Sin (x)/x
Trigger coupling	AC, DC, LF reject, HF reject
Trigger modes	
Force	Triggers immediately when front panel button is pressed
Edge	Triggers on the positive and/or negative slope on any channel
Video	Triggers on NTSC, PAL or SECAM video signals
Pulse width	Triggers on pulse width greater than, equal to or less than a specific time limit, ranging from 20 nsec to 10 sec (A models) and 50 ns to 10 sec (B models)
Alternate	Triggers on two non-synchronized active channels
Trigger source	Ch 1, 2, Ext, Ext/5, AC Line (edge only) (2 channel A models) Ch 1, 2, Ext, AC Line (edge only) (B models) Ch 1, 2, 3, 4, Ext, Ext/5, AC Line (edge only) (4-channel A models)
Trigger sensitivity ¹	≥ 5 mV/div: 1 div from DC to 10 MHz, 1.5 div from 10 MHz to full bandwidth < 5 mV/div: 1 div from DC to 10 MHz, 1.5 div from 10 to 20 MHz
Cursor measurement	Manual, track waveform or automatic measurement selections. Manual and track waveform selections provide readout of Horizontal (X, DX) and Vertical (Y, DY)
Auto measurement	
Voltage	Maximum, minimum, peak-to-peak, top, base, amplitude, average, RMS, overshoot, preshoot
Time	Period, frequency, rise time, fall time, + width, - width, +duty cycle, -duty cycle, delay A->B (rising edge), delay A->B (falling edge), phase A->B (rising edge) and phase A->B (falling edge)
Counter	Integrated 6-digit frequency counter on any channel. Counts up to the scope's bandwidth
Display all measurements	Mode to display all single-channel automatic measurements simultaneously on the display
Math functions	A+B, A-B, AxB, FFT Source channel selection for A and B can be any combination of oscilloscope channels 1 and 2 (or 3 and 4 on 4 channel A models)
Auto scale	Finds and displays all active channels, sets edge trigger modes on highest numbered channels, sets vertical sensitivity on channels, time base to display ~2 periods. Requires minimum voltage > 20 mVpp, 1% duty cycle and minimum frequency > 50 Hz
Display	
Display	5.7 inch diagonal color QVGA TFT LCD display with 300 cd/m2 backlight intensity
Display persistence	OFF, Infinite
Display types	Dots, Vectors
Waveform update rate	400 waveforms/sec (A models) 200 wfm/sec (B models)
Save/Recall internal	10 setups and 10 waveforms can be saved and recalled using internal non-volatile memory locations. 1 reference waveform can be saved and recalled using an internal volatile memory location for visual comparisons
Save/Recall external	Setups: STP saved and recalled (Note: Setups not transferable between A and B models) Waveforms: WFM saved and recalled, CSV saved Reference waveforms: REF saved and recalled for visual comparisons Images: 8-bit BMP, 24-bit BMP, PNG saved

1. Denotes warranted specifications, all others are typical. Specifications are valid after a 30-minute warm-up period and ± 10 °C from firmware calibration

Performance Characteristics (Continued)

I/O	
Standard ports	USB 2.0-compliant host port on front panel (A and B models) and rear panel (A models only) compatible with USB flash drives
	USB 2.0 device port for PictBridge compatible printing (A and B models) and USBTMC remote PC control (A models only)
Max transfer rate	USB 2.0 full-speed up to 12 Mb/sec
USB flash drive compatibility	Most FAT formatted < 2 GB or FAT32 formatted < 32 GB flash drives
Printer compatibility	PictBridge-compliant printers via USB device port
General characteristics	
Physical size (W x H x D)	12.78 inches x 6.21 inches x 5.08 inches (32.46 cm x 15.78 cm x 12.92 cm) (A models) 11.9 inches x 6.06 inches x 5.23 inches (30.3 cm x 15.4 cm x 13.3 cm) (B models)
Weight	Net: 3.03 kgs (6.68 lbs) Shipping: 4.87 kgs (10.74 lbs) (A models) Net: 2.4 kgs (5.3 lbs) Shipping: 3.87 kgs (8.3 lbs) (B models)
Probe comp output	Frequency ~1 kHz; Amplitude ~3 V
Scope lock	Secure with a Kensington lock or looped cable through notch built into chassis
Power requirements	
Line range	100 to 240 VAC, 50/60 Hz ± 10%
Power usage	~60 W max (A models) ~50 W max (B models)
Environmental characteristics (A models)	
Ambient temperature	Operating 0 to +40 °C; non-operating –20 to +60 °C
Humidity	Operating 90% RH at 40 °C for 24 hr; non-operating 60% RH at 60 °C for 24 hr
Altitude	Operating to 4,400 m (15,000 ft); non-operating to 15,000 m (49,213 ft)
Vibration	Keysight class GP and MIL-PRF-28800F; class 3 random
Shock	Keysight class GP and MIL-PRF-28800F
Pollution degree ²	Normally only dry non-conductive pollution occurs Occasionally a temporary conductivity caused by condensation must be expected
Indoor use	Rated for indoor use only
Environmental characteristics (B models)	
Ambient temperature	Operating 10 to +40 °C; non-operating –20 to +60 °C
Cooling method	Fan force air flow
Humidity	Operating; +35 °C or below ≤ 90 % relative humidity; non-operating +40 °C ≤ 60 % relative humidity
Altitude operating	Operating to 3,000 m (9,842 ft); non-operating to 15,000 m (49,213 ft)
Vibration	Keysight class GP and M-PRF-28800F; class 3 random
Shock	Keysight class GP and M-PRF-28800F
Pollution degree ²	Normally only dry non-conductive pollution occurs Occasionally a temporary conductivity caused by condensation must be expected
Regulatory	Safety - UL61010-1:2003, CSA22.2 No. 61010-1:2003, EN61010-1:2001, IEC61010-1:2001 EMI – Passes IEC 61236 -1:2004 / EN 61326-1:2006 Meets EU EMC Directive 2004/108/EC requirements
Indoor use	Rated for indoor use only


Ordering Information

2-channel models	Description
DSO1052B	50 MHz, 1 GSa/s, 16 kpts, 2-ch
DSO1072B	70 MHz, 1 GSa/s, 16 kpts, 2-ch
DSO1102B	100 MHz, 1 GSa/s, 16 kpts, 2-ch
DSO1152B	150 MHz, 1 GSa/s, 16 kpts, 2-ch
DSO1022A	200 MHz, 2 GSa/s, 20 kpts, 2-ch
4-channel models	Description
DSO1004A	60 MHz, 2 GSa/s, 20 kpts, 4-ch
DSO1014A	100 MHz, 2 GSa/s, 20 kpts, 4-ch
DSO1024A	200 MHz, 2 GSa/s, 20 kpts, 4-ch



Soft carrying case for 1000 Series

Accessories included
IntuiLink toolbar connectivity software downloadable free from www.keysight.com/find/intuilink
Documentation CD
Localized front panel overlay (if language option other than English is chosen)
Power cord
10:1 passive probe for each input channel (2 or 4)
Education student lab guide and professor slide set downloadable free from: www.keysight.com/find/1000edu



Rackmount kit for 1000A Series only

Optional accessories	
N2738A	Soft carrying case for 1000A/B Series
N2739A	Rackmount kit for 1000A Series (A models only)

Optional accessories	
N2862B	150 MHz 10:1 passive probe (standard with 50, 60, 70, 100 MHz models)
N2863B	300 MHz 10:1 passive probe (standard with 150, 200 MHz models)
10070D	20 MHz 1:1 passive probe
10076B	250 MHz, 100:1, 4 kV passive probe
N2791A	25 MHz, 700V differential probe
N2891A	70 MHz, 7 kV differential probe
1146A	100 kHz, 100A AC/DC current probe (requires 9 V battery)

Software and drivers
IntuiLink toolbar connectivity software downloadable free from www.keysight.com/find/intuilink



www.axistandard.org

AdvancedTCA® Extensions for Instrumentation and Test (AXIe) is an open standard that extends the AdvancedTCA for general purpose and semiconductor test. Keysight is a founding member of the AXIe consortium. ATCA®, AdvancedTCA®, and the ATCA logo are registered US trademarks of the PCI Industrial Computer Manufacturers Group.



www.lxistandard.org

LAN eXtensions for Instruments puts the power of Ethernet and the Web inside your test systems. Keysight is a founding member of the LXI consortium.



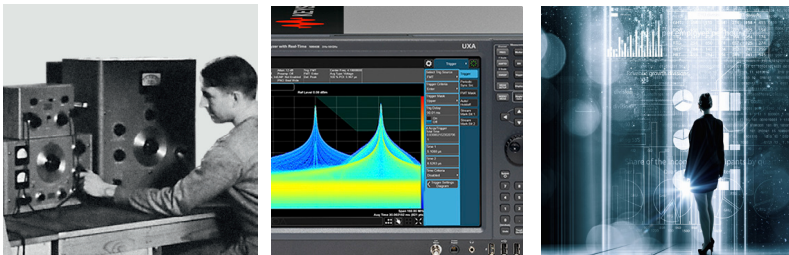
www.pxisa.org

PCI eXtensions for Instrumentation (PXI) modular instrumentation delivers a rugged, PC-based high-performance measurement and automation system.

Evolving Since 1939

Our unique combination of hardware, software, services, and people can help you reach your next breakthrough. We are unlocking the future of technology.

From Hewlett-Packard to Agilent to Keysight.



For more information on Keysight Technologies' products, applications or services, please contact your local Keysight office. The complete list is available at: www.keysight.com/find/contactus

Americas

Canada	(877) 894 4414
Brazil	55 11 3351 7010
Mexico	001 800 254 2440
United States	(800) 829 4444

Asia Pacific

Australia	1 800 629 485
China	800 810 0189
Hong Kong	800 938 693
India	1 800 11 2626
Japan	0120 (421) 345
Korea	080 769 0800
Malaysia	1 800 888 848
Singapore	1 800 375 8100
Taiwan	0800 047 866
Other AP Countries	(65) 6375 8100

Europe & Middle East

Austria	0800 001122
Belgium	0800 58580
Finland	0800 523252
France	0805 980333
Germany	0800 6270999
Ireland	1800 832700
Israel	1 809 343051
Italy	800 599100
Luxembourg	+32 800 58580
Netherlands	0800 0233200
Russia	8800 5009286
Spain	800 000154
Sweden	0200 882255
Switzerland	0800 805353
	Opt. 1 (DE)
	Opt. 2 (FR)
	Opt. 3 (IT)
United Kingdom	0800 0260637

For other unlisted countries:

www.keysight.com/find/contactus
(BP-9-7-17)

DEKRA Certified
ISO 9001 Quality Management System

www.keysight.com/go/quality

Keysight Technologies, Inc.
DEKRA Certified ISO 9001:2015
Quality Management System

This information is subject to change without notice.

© Keysight Technologies, 2013 - 2018

Published in USA, April 26, 2018

5989-9368EN

www.keysight.com

myKeysight

myKeysight

www.keysight.com/find/mykeysight

A personalized view into the information most relevant to you.

http://www.keysight.com/find/emt_product_registration

Register your products to get up-to-date product information and find warranty information.

KEYSIGHT SERVICES

Accelerate Technology Adoption.
Lower costs.

Keysight Services

www.keysight.com/find/service

Keysight Services can help from acquisition to renewal across your instrument's lifecycle. Our comprehensive service offerings—one-stop calibration, repair, asset management, technology refresh, consulting, training and more—helps you improve product quality and lower costs.

Keysight Assurance Plans

www.keysight.com/find/AssurancePlans

Up to ten years of protection and no budgetary surprises to ensure your instruments are operating to specification, so you can rely on accurate measurements.

Keysight Channel Partners

www.keysight.com/find/channelpartners

Get the best of both worlds: Keysight's measurement expertise and product breadth, combined with channel partner convenience.

www.keysight.com/find/DSO1000A/B



X-ON Electronics

Largest Supplier of Electrical and Electronic Components

Click to view similar products for [Instrument Protection and Storage](#) category:

Click to view products by [Keysight](#) manufacturer:

Other Similar products are found below :

[1050](#) [C1620](#) [1175D](#) [0590 0017](#) [0590 0018](#) [FLUKE C116](#) [FLUKE C1600](#) [FLUKE C25](#) [FLUKE C280](#) [FLUKE C90](#) [FLUKE H15](#) [TA11](#) [LC](#)
[33](#) [783537-01](#) [783586-01](#) [783569-01](#) [P01298074](#) [AX-58P1](#) [AX-P1](#) [57-00006](#) [FLUKE C150](#) [FLUKE C33](#) [CC-7000](#) [RK02](#) [409992](#) [TA13](#)
[TA15](#) [C101](#) [SCC120B](#) [FLUKE H5](#) [FLUKEPACK30](#) [N2738A](#) [TA10](#) [C33](#) [N6457A](#) [C43](#) [C35](#) [C510](#) [C115](#) [CXT1000](#) [C50](#) [TA12](#) [C33](#) [LC-](#)
[29B](#) [LC29B](#) [RKPVS](#) [C90](#) [00832](#) [T911689ACC](#) [TA14](#)