

N2870A Series Passive Probes and Accessories



Easy Access to Signals

The compact design with a 2.5 mm probe tip diameter provides better visibility to the circuit under test than conventional 5 mm or 3.5 mm probe tips. This makes it easier to probe today's fine pitched space ICs and components. In addition, the replaceable probe tip is spring loaded, keeping it from slipping off the device you are probing. All N2870A Series probes come installed with one spring-loaded probe tip and four spare probe tips (2 spring-loaded tips, and 2 rigid tips).



Figure 2. Sharp probe tip makes it easy to probe today's fine pitched components.

To minimize the inductive effects that cause ringing of high speed signals, use the innovative ground blade or spring ground connection. Adhesive copper pads provided with the probe can be attached on top of an IC and connected to its ground pins to create a convenient ground plane for the probe to connect to. When used with the ground blade this method provides an ideal ground connection for probing signals with high frequency contents.

The IC caps fits over the probe tip, providing a convenient self-aligning connection to fine-pitch IC pins. Every N2870A Series probe comes with 5 different IC caps for IC lead pitches from 0.5 mm through 1.27 mm.




Figure 3. Short ground blade with copper ground plane pad provides an ideal ground connection for probing signals with high frequency contents. The green 0.5 mm pitch IC cap fits over the probe tip providing a convenient self-aligning connection to IC pins.

Variety of Connections

Use the optional accessory kits to provide access to signals and components that are difficult to probe.




Figure 4. The Keysight N2885A PCB adapter sockets are designed to solder into a printed circuit board (PCB) as test points to minimize ground inductance and maximize signal fidelity. This package contains 25 sockets.




Figure 5. Micro SMD clips were specially designed to provide fast and convenient hands-free probing of surface mount chip resistors or capacitors. This part is included in the N2877A and N2879A accessory kits.

Variety of Connections (Continued)

Use the optional accessory kits to provide access to signals and components that are difficult to probe.




Figure 6. With today's miniature IC- and component-packaging techniques, probing can be a considerable challenge. Use 0.5 mm QFP IC clips with TQFP/PQFP packages with 0.5 mm lead pitch or greater, or use pico-hook clips made for connections over components or wires with leads up to 0.04" diameter or smaller.




Figure 7. The dual lead adapter allows you to easily connect the N2870A Series probe to a popular 0.1" pin header with 0.025" square pins. This dual lead adapter has no shorting hazards since all external metal surfaces are insulated.



Figure 8. An IC cap adapter and ground blade with optional N2786A two-leg probe positioner offers an ideal hands-free solution for short circuit-proof probing of a fine-pitch IC. The N2877A deluxe accessory kit and N2878A fine-pitch accessory kit contain one N2786A two-leg probe positioner.

Electrical Characteristics

Model number	Bandwidth (-3 dB)	Attenuation ratio	Input C	Input R (Scope and probe)	Max input voltage (AC RMS)	Scope input coupling	Scope comp range
N2870A	35 MHz	1:1	39 pF (+oscilloscope)	1 MΩ	30 Vrms mains isolated, 60 Vdc	1 MΩ	–
N2871A	200 MHz	10:1	9.5 pF	10 MΩ	400 V mains isolated ² 300 V CAT II	1 MΩ	10-25 pF
N2872A	350 MHz	10:1	9.5 pF	10 MΩ	400 V mains isolated ² 300 V CAT II	1 MΩ	10-25 pF
N2873A	500 MHz	10:1	9.5 pF	10 MΩ	400 V mains isolated ^{1,2} 300 V CAT II	1 MΩ	10-25 pF
N2874A	1.5 GHz	10:1	1.8 pF	500 Ω	8.5 V mains isolated	50 Ω	–
N2875A	500 MHz	20:1	5.6 pF	20 MΩ	400 V mains isolated ² 300 V CAT II	1 MΩ	7-20 pF
N2876A	1.5 GHz	100:1	2.2 pF	5 kΩ	21 V mains isolated	50 Ω	–

- 300 Vrms, 400 V (dc + peak ac) mains isolated; 0 V transient overvoltage with InfiniiVision 6000X, Infiniium S and 9000 Series.
- Maximum pulse rating = 1,650 V (step 0 V to 1,650 V), mains isolated, no overshoot permitted, not applicable to InfiniiVision 6000X, Infiniium S and 9000 Series.

Common to all

Probe ID readout: Compatible with Keysight's InfiniiVision and Infiniium Series oscilloscopes.

Mechanical Characteristics

Weight (probe only): 48 g

Cable length: 1.3 m

Ground sleeve diameter: 2.5 mm

Environmental characteristics

Temperature

Operating: 0 °C to +50 °C

Non-operating: -40 °C to +70 °C

Altitude

Operating: 2,000 m (6,561 ft)

Non-operating: 15,000 (49,212 ft)

Humidity

Operating: 80% room humidity for temperatures up to 31 °C, decreasing linearly to 40% at 50 °C

Pollution degree: 2

Typical voltage derating mains isolated

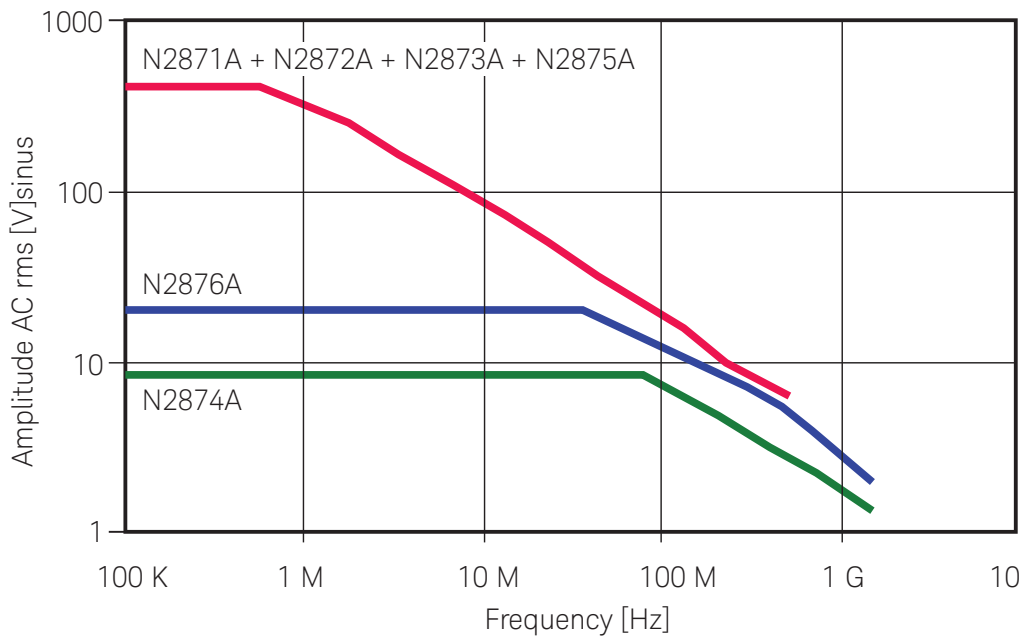


Figure 9. N2870A Series amplitude vs. frequency characteristics.

Typical input impedance

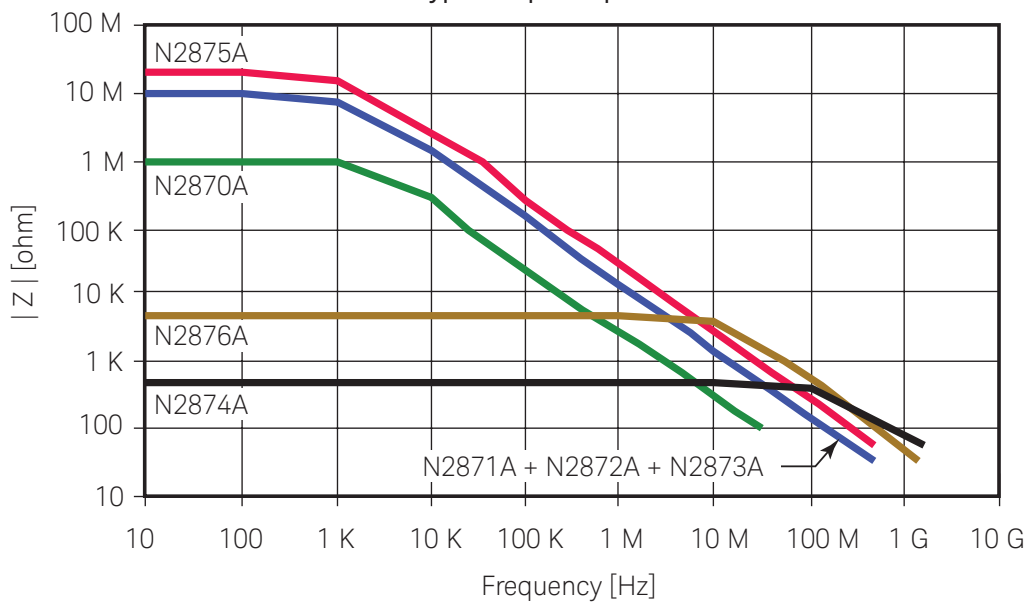


Figure 10. N2870A Series input impedance vs. frequency characteristics.

Standard Accessories

	N2871A, N2872A, N2873A, N2875A	N2870A	N2874A, N2876A
Rigid probe tips, qty 2	•	•	•
Spring-loaded probe tips, qty 2	•	•	•
Sprung hook 2.5 mm	•	•	
Short sprung hook 2.5 mm			•
Ground blade 2.5 mm with 2 copper pads	•	•	•
IC cap 2.5-0.5 mm green	•	•	•
IC cap 2.5-0.65 mm blue	•	•	•
IC cap 2.5-0.8 mm grey	•	•	•
IC cap 2.5-1.0 mm brown	•	•	•
IC cap 2.5-1.27 mm black	•	•	•
Insulating cap 2.5 mm	•	•	•
Protection cap 2.5 mm	•	•	•
BNC adapter 2.5 mm	•	•	•
Ground spring 2.5 mm	•	•	•
Ground lead 15 cm	•	•	•
Trimmer tool	•		
Color coded rings 3x4	•	•	•
User's guide manual	•	•	•

Optional Accessories

	N2877A Deluxe accessory kit	N2878A General purpose accessory kit	N2879A Fine pitch accessory kit	N2885A PCB socket adapter kit
IC Cap 2.5-0.5 green	•	•	•	
IC Cap 2.5-0.65 blue	•	•	•	
IC Cap 2.5-0.8 grey	•	•	•	
IC Cap 2.5-1.0 brown	•	•	•	
IC Cap 2.5-1.27 black	•	•	•	
Insulating cap 2.5 mm	•	•	•	
Protection cap 2.5 mm	•	•	•	
Bernstein adjustment tool	•			
HF compensated ground lead 22 cm	•			
Ground lead 22 cm to 4 mm banana plug	•			
Ground lead 22 cm to 2 mm banana plug	•			
Ground lead 11 cm to miniclip	•			
Ground lead 11 cm to 0.8 mm socket	•			

Optional Accessories (Continued)

	N2877A Deluxe accessory kit	N2878A General purpose accessory kit	N2879A Fine pitch accessory kit	N2885A PCB socket adapter kit
Ground spring 2.5	•		•	
10 Self-adhesive Cu-pads (2x2 cm)	•	•	•	
Ground blade 2.5	•	•	•	
Ground lead 2.5 to mini alligator clip	•			
Set of 5 spring tips gold plated 0.5mm	•	•	•	
Set of 5 solid tips cuBe 0.5 mm	•	•	•	
Adapter 2.5 to 2 mm banana plug	•			
Adapter 2.5 to 0.8 mm socket	•			
Dual adapter 2.5 to 0.8 mm sockets	•		•	
Sprung hook 2.5 mm	•	•		
Short sprung hook 2.5 mm	•			
Adapter 2.5 to 4 mm banana plug	•			
Pico hook black	•		•	
Pico hook red	•		•	
BNC adapter 2.5 mm	•	•		
PCB adapter kit 2.5 mm	•		•	• (Qty 25)
QFP IC-Clips 13 mm long down to 0.5 mm pitch (1 pair yellow/green)	•		•	
QFP IC-Clips short down to 0.5mm pitch (1 pair yellow/ green)	•		•	
Ground lead 15 cm	•	•		
Color coded rings 3x4 color	•	•		
2-leg probe positioner (N2786A)	•		•	
Micro SMD clip	•		•	

Notes:

For the exact number of accessories that come with each of the accessory kits, refer to the N2870A Series probes and accessories user's guide with Keysight literature number N2876-97000.

The N2894A passive probe is also compatible with Keysight InfiniiVision and Infiniium Series oscilloscopes, with 1 MΩ input and up to 700 MHz bandwidth (on DSOX/MSOX 4000A Series oscilloscopes).

Replacement Parts

Part number	Description
N4831A	Sprung Hook Adapter 2.5mm for N2870A,71A,72A,73A,75A (qty 2)
N4837A	Ground Lead 15cm for N2870A Series probes (qty 2)
0960-2907	Short Spring Hook 2.5mm for N2874A and N2876A 1.5 GHz passive probe
0960-2908	10 Self-adhesive Copper-pads 2X2cm for N2870A Series probes
N4836A	Dual Lead-Adapter for N2870A Series probes (qty 2)
N4829A	Probe tip kit (10 each rigid and spring loaded tip)
N4838A	2.5 mm ground spring (qty 2)
N4863A	2.5 mm probe tip-to-PCB adapter, horizontal (qty 2)
N4864A	2.5 mm probe tip-to-PCB adapter, vertical (qty 2)

Related Literature

Publication	Publication number
<i>Oscilloscope Probes and Accessories - Selection Guide</i>	5989-6162EN
<i>InfiniiVision Oscilloscope Probes and Accessories - Selection Guide</i>	5968-8153EN
<i>Infiniium Oscilloscope Probes and Accessories - Data Sheet</i>	5968-7141EN



Keysight Oscilloscopes

Multiple form factors from 20 MHz to > 90 GHz | Industry leading specs | Powerful applications

Learn more at: www.keysight.com

For more information on Keysight Technologies' products, applications or services, please contact your local Keysight office. The complete list is available at: www.keysight.com/find/contactus



X-ON Electronics

Largest Supplier of Electrical and Electronic Components

Click to view similar products for [Test Probes](#) category:

Click to view products by [Keysight](#) manufacturer:

Other Similar products are found below :

[6214](#) [6474](#) [815003](#) [923832-BK-B](#) [P-KIT-1](#) [KT-MS001](#) [925250-R](#) [973368101](#) [972318101](#) [972318100](#) [MXHQ87WJ3000](#) [PK106-3](#) [PK2-5MM-102](#) [TAS90](#) [VL1735/45](#) [973368100](#) [972327100](#) [972327101](#) [973995100](#) [973995101](#) [CT3982B-120](#) [MO50-PINS](#) [CT4386](#) [PP023-1](#) [PK1-5MM-127](#) [PP026-1](#) [PK103](#) [PK-ZS-013](#) [P6139B-PK10](#) [PQ215](#) [PQ218](#) [RT-ZI10C](#) [TT-SI 8071](#) [TT-SI 8050](#) [TT-SI 8010A](#) [TT-SI 7005](#) [GE.3421](#) [GE.2521](#) [GE.3121](#) [GE.1511](#) [GE.1521](#) [GE.2511](#) [GE.4511](#) [HVP15B](#) [TT-SI7002](#) [4005](#) [4011](#) [4012](#) [4013](#) [4014](#)