

# Keysight Technologies

## U5850 Series TrueIR Thermal Imagers

Data Sheet



ECN 2015 Impact Award Winner  
Cooling and Thermal Management



## Introduction

Find potential problems faster with the higher resolution and affordability of our TrueIR Series of thermal imagers. Only from Keysight<sup>1</sup> can you get a 320 x 240 fine resolution thermal imager with image logging and trending capability at a lower price than the typical 320 x 240 resolution thermal imager.

- Identify abnormalities faster with four times more in-camera fine resolution
- Stream, record and playback thermal images up to 8 frames per second with TrueIR Analysis and Reporting tool.
- Monitor temperature changes through image logging and temperature trending capabilities
- Ability to focus on objects as close as 10 cm away
- Compact, lightweight, ergonomic
- High temperature range (up to 1200 °C)
- Easy-to-use customizable color palette
- Configurable quick access buttons to easily change settings with one hand
- Long product warranty – 3 years

## Today's hottest imagers



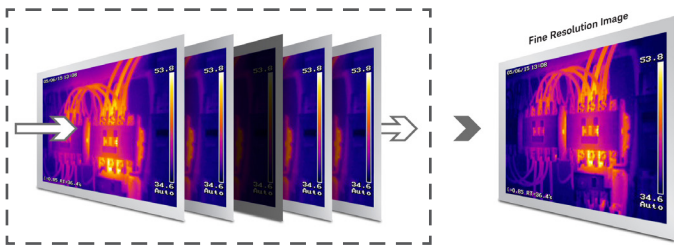
Confidently detect problems with four times better resolution

1. Keysight Technologies, Inc.

# Detect Abnormalities Sooner with Higher Resolution Thermal Images Within the Camera

## Get more details with fine resolution

Fine resolution is a technology that restores the details originally inherent to the object while enhancing the resolution, at the same time minimizing fuzziness and noise. It is accomplished by performing sophisticated calculations on continuous multi-frames of the image – evaluated for misalignment caused mainly by hand tremor. The firmware then detects and corrects the information between images through one feature pixel.



Continuous multi-frames of low resolution images

Four times more resolution, noise eliminated

## Stream, record, playback and analyze thermal images

With the enhanced TrueIR Analysis and Reporting Tool, users are able to stream live thermal images from a PC. This feature is especially useful for monitoring DUT's performance and perform equipment failure analysis. Now you can easily record thermal image up to 8 frames per second and simply playback the recorded video to perform detailed analysis and generate report.



## TrueIR Analysis and Reporting Tool

Download from [www.keysight.com/find/TrueIR\\_ART](http://www.keysight.com/find/TrueIR_ART)

With fine resolution,

- Get an effective 320 x 240 pixels of radiometric JPEG IR image which is clearer and sharper.
- See fine details on objects as close as 10 cm, especially when measuring temperature on small components which are close to each other.
- With four times digital zoom, magnify a thermal image of a far-away object to quickly identify anomalies and to reveal even finer details.
- These are essential for industrial, building inspection, electronics, as well as medical research.

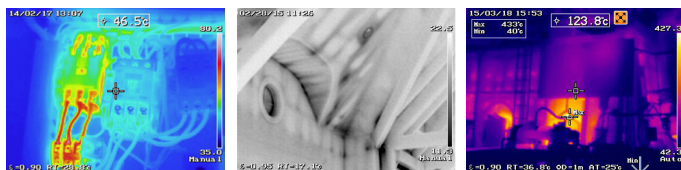
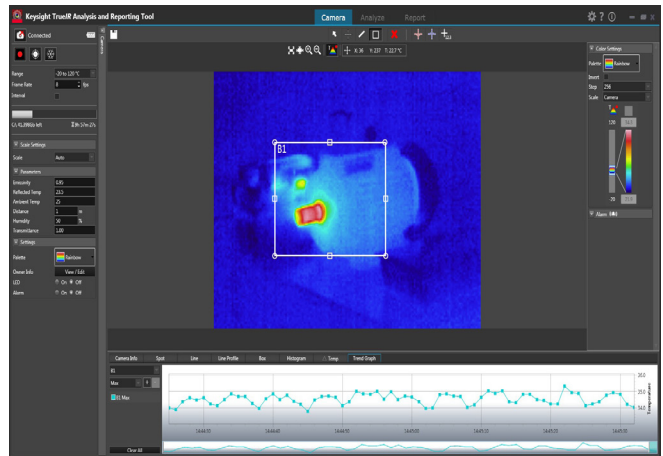


Figure 1. Samples of IR images

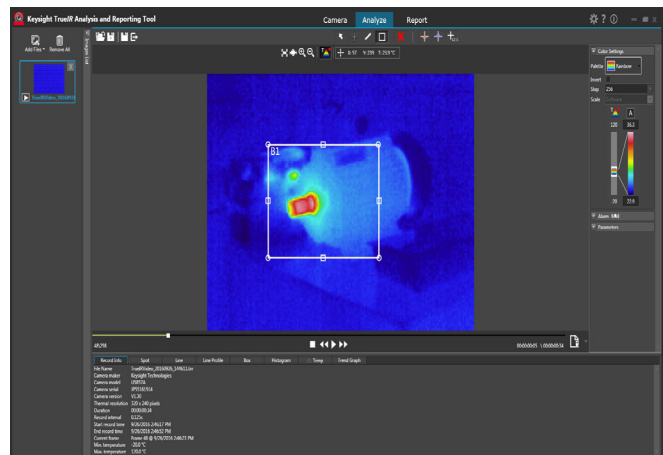
## Image logging and temperature trending

Image logging is a capability that enable users to monitor the performance of their object or DUT at a specified interval. Users performing temperature profiling of their design or performing equipment failure analysis will find this feature useful, especially with the easy to use TrueIR Analysis and Reporting tool.

With this PC software, users can import, analyze, edit and present their thermal images to their clients swiftly.




Stream and record video up to 8 frames/s



Playback video and perform detailed analysis

## Front and Back Panels

### Front panel



### Back panel





## Specification

Specifications are warranted in the temperature range of 0 to 40 °C and after 2 minutes of power up, unless otherwise noted. Supplemental characteristics – which are not warranted, but are descriptions of performance – are determined either by design or testing.

### Performance specifications

Parameter	Specification		
	U5855A	U5856A	U5857A
<b>Basic performance</b>			
Temperature measurement range	-20 ~ 350 °C	-20 ~ 650 °C	-20 ~ 1200 °C
Range 1:	-20 to 120 °C	-20 to 120 °C	-20 to 120 °C
Range 2:	0 to 350 °C	23 to 650 °C*	0 to 350 °C
Range 3:	NA	NA	250 to 1200 °C **
		Note *: Lower limit temperature at 0°C, Guaranteed lower temperature at 23°C.	Note **: Lower limit temperature at 0°C, Guaranteed lower temperature at 250°C
Thermal sensitivity			
Range 1:	0.07 °C (at 30 °C)	0.07 °C (at 30 °C)	0.07 °C (at 30 °C)
Range 2:	0.1 °C (at 30 °C)	0.5 °C (at 30 °C)	0.1 °C (at 30 °C)
Range 3:	NA	NA	0.5 °C (at 250 °C)
Accuracy <sup>1</sup>	± 2 °C or ± 2% (whichever is greater) At 0 ~ 40 °C ambient temperature		
Detector type	Uncooled focal plane array (α-Si)		
Detector resolution	160 × 120		
Fine resolution (in-camera)	320 × 240 (IR pixels)		
Spectral range	8 to 14 μm		
Frame rate	9 Hz		
Field of view (FOV)	28 ° (H) × 21° (V)		
Spatial resolution (IFOV)	3.1 mrad; 2.1 mrad (with fine resolution)		
Focal distance	10 cm to infinity		
Focus mechanism	Manual focus		
<b>Image processing and enhancement</b>			
Correction parameters	Emissivity <ε>, reflected temperature <RT>, object distance <OD>, ambient temperature <AT>, relative humidity <Hum>, transmission <T>		
Emissivity correction	0.1 to 1.0		
	Predefined emissivity table		
Digital zoom	Zoom ratio: 4x continuous		
Color palette - Different color palette for different models:	Rainbow, Iron, Hot Iron, Iris, Grayscale, Inverted Grayscale, Custom	Rainbow, Lava, Iron, Hot Iron, Iris, Olive, Medical, Grayscale, Inverted Grayscale, Custom	Rainbow, Lava, Iron, Hot Iron, Iris, Olive, Medical, Grayscale, Inverted Grayscale, Custom
Camera mode	IR image, visible image, picture in picture, blend		
<b>Measurements and alarm</b>			
Measurements	Center spot, 3x movable spots, max/min tracking, delta temperature, 3x movable boxes (with min/max/avg)		
Color alarm	High/low temperature in all areas		
Alarm zones	Above/below/inside/outside		
Backgrounds	Hot white/Hot black		

1. Minimum distance with accuracy, 10 cm to 50 cm: ± 4 °C or ± 4%.

## Supplemental characteristics

Parameter	Specification
Storage device	Supports up to 32 GB SDHC memory card with class 4 and above
Image storage format	
Thermal Image	Radiometric JPEG
Visible Image	JPEG
Image logging	Logs IR, visible or fusion images at a defined interval (7 to 3600 seconds)
State storage memory	Three user-configurable stored states
Tagging/annotation	3 photo tags, note tag, note tag from template (downloadable from the Keysight Technologies, Inc. web site)
I/O	USB 2.0 mass storage NTSC/PAL via video RCA cable
Language	English, French, German, Italian, Japanese, Korean, Portuguese, Russian, Spanish, Simplified Chinese, Traditional Chinese
Built-in quick start tutorial	Available

## Product characteristics

Parameter	Specification
Power supply	
Power adapter	Line voltage range: 50/60 Hz, 100 – 240 VAC (Auto/Universal voltage), 1.2 A MAINS supply voltage fluctuations not to exceed $\pm 10\%$ of the nominal voltage Output voltage: 12 VDC, 3 A Installation Category I (Isolated ELV supply source – connected to MAINS through an AC/DC power adapter)
Battery	Li-Ion rechargeable battery, 7.4 VDC, 2500 mAh Operating time: 4 hours
Display	3.5" TFT
Visible camera	3.1 MP
Built-in led torch	Available
Laser pointer	Class 2
Warm-up time	2 minutes
Operating environment	
Temperature	-15 °C to 50 °C
Humidity	Up to 95% RH at 40 °C
Storage compliance	
Temperature	-40 °C to 70 °C
Humidity	Up to 95% RH at 40 °C
Altitude	Up to 2000 m
Pollution degree	2
Safety compliance	Laser safety: IEC 60825-1/EN 60825-1 (Laser Class 2) IEC 61010-1/EN 61010-1
EMC compliance	IEC 61326-1/EN61326-1 CISPR11/EN55011, Group 1 Class A Canada: ICES/NMB-001: Issue 4, June 2006 Australia/New Zealand: AS/NZS CISPR 11
Shock	Tested to IEC 60068-2-27 Ed. 3.0
Vibration	Tested to IEC 60068-2-6
Tripod mount thread	ISO 1222:2010 Standard screw thread, 1/4 - 20 UNC
Drop test	2 m
Protection class	2
IP rating	IP 54
Dimensions (W × H × D)	95 × 250 × 85 mm
Weight	0.746 kg (with battery)
Warranty	Refer to <a href="http://www.keysight.com/go/warranty_terms">www.keysight.com/go/warranty_terms</a> 3 years for the product 3 months for the standard accessories unless otherwise specified
Calibration cycle	1 year

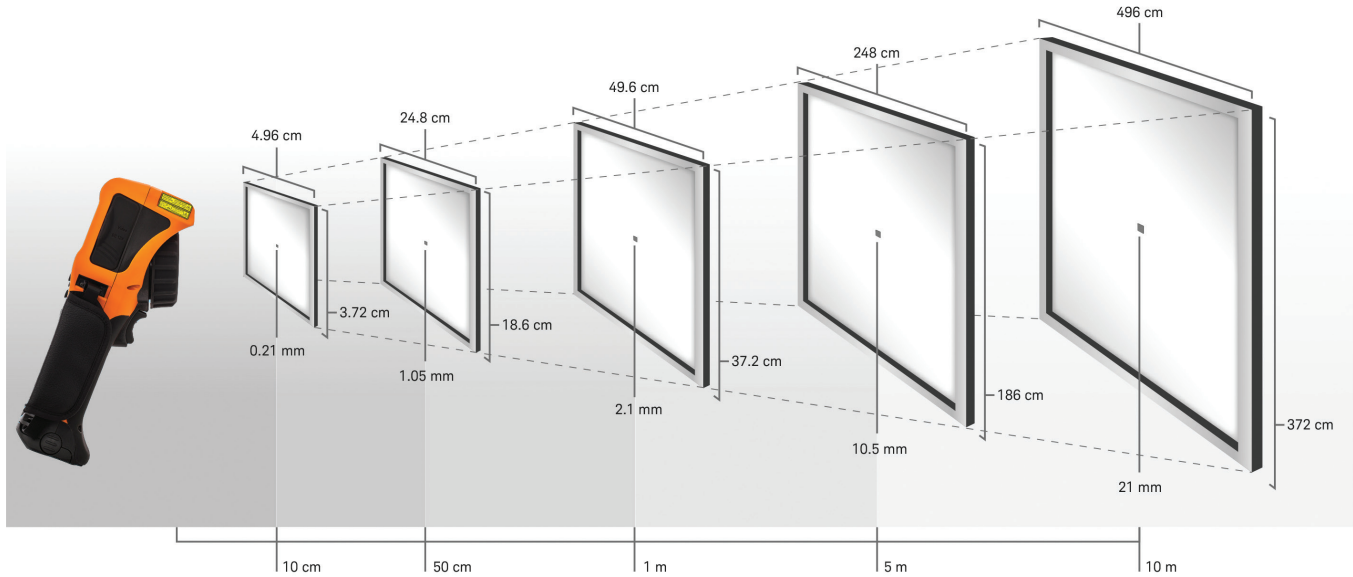


Figure 2. Relationship between the Field of View (FOV) and the distance to target

## Ordering Information

Model number	Description
U5855A	True/R thermal imager, 350 degree Celsius
U5856A	True/R thermal imager, 650 degree Celsius
U5857A	True/R thermal imager, 1200 degree Celsius
Option number	Description
U5855A-100	U5855A True/R thermal imager with 2-bay charger and additional battery
U5856A-100	U5856A True/R thermal imager with 2-bay charger and additional battery
U5857A-100	U5857A True/R thermal imager with 2-bay charger and additional battery



### Standard shipped accessories

- Power adapter with power cord
- Rechargeable Li-Ion battery
- SD memory card
- Video RCA to RCA interface cable, 2 m
- USB standard-A to mini type-B interface cable, 1 m
- Hand strap
- Rugged, hard carrying case
- Quick start guide
- Certificate of calibration

**Optional accessories**

U5751A Power adapter (with power cord)



U5752A Rechargeable Li-Ion battery



U5753A External battery charger (2-bay)



U5761A Video RCA to RCA interface cable, 2 m



U5762A USB standard-A to mini type-B interface cable, 1 m



U5771A Rugged carrying case, hard



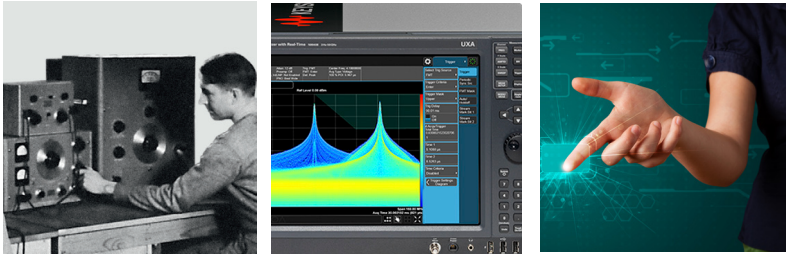
U5772A Hand strap, adjustable for right-handed and left-handed use





## Evolving

Our unique combination of hardware, software, support, and people can help you reach your next breakthrough. **We are unlocking the future of technology.**



From Hewlett-Packard to Agilent to Keysight



### myKeysight

#### myKeysight

[www.keysight.com/find/mykeysight](http://www.keysight.com/find/mykeysight)

A personalized view into the information most relevant to you.

#### Keysight Infoline

### Keysight Infoline

[www.keysight.com/find/Infoline](http://www.keysight.com/find/Infoline)

Keysight's insight to best in class information management. Free access to your Keysight equipment company reports and e-library.

### KEYSIGHT SERVICES

#### Keysight Services

[www.keysight.com/find/service](http://www.keysight.com/find/service)

Our deep offering in design, test, and measurement services deploys an industry-leading array of people, processes, and tools. The result? We help you implement new technologies and engineer improved processes that lower costs.



#### Three-Year Warranty

[www.keysight.com/find/ThreeYearWarranty](http://www.keysight.com/find/ThreeYearWarranty)

Keysight's committed to superior product quality and lower total cost of ownership. Keysight is the only test and measurement company with three-year warranty standard on all instruments, worldwide. And, we provide a one-year warranty on many accessories, calibration devices, systems and custom products.



#### Keysight Assurance Plans

[www.keysight.com/find/AssurancePlans](http://www.keysight.com/find/AssurancePlans)

Up to ten years of protection and no budgetary surprises to ensure your instruments are operating to specification, so you can rely on accurate measurements.

#### Keysight Channel Partners

[www.keysight.com/find/channelpartners](http://www.keysight.com/find/channelpartners)

Get the best of both worlds: Keysight's measurement expertise and product breadth, combined with channel partner convenience.

[www.keysight.com/find/truelRimager](http://www.keysight.com/find/truelRimager)

For more information on Keysight Technologies' products, applications or services, please contact your local Keysight office. The complete list is available at: [www.keysight.com/find/contactus](http://www.keysight.com/find/contactus)

#### Americas

Canada	(877) 894 4414
Brazil	55 11 3351 7010
Mexico	001 800 254 2440
United States	(800) 829 4444

#### Asia Pacific

Australia	1 800 629 485
China	800 810 0189
Hong Kong	800 938 693
India	1 800 11 2626
Japan	0120 (421) 345
Korea	080 769 0800
Malaysia	1 800 888 848
Singapore	1 800 375 8100
Taiwan	0800 047 866
Other AP Countries	(65) 6375 8100

#### Europe & Middle East

Austria	0800 001122
Belgium	0800 58580
Finland	0800 523252
France	0805 980333
Germany	0800 6270999
Ireland	1800 832700
Israel	1 809 343051
Italy	800 599100
Luxembourg	+32 800 58580
Netherlands	0800 0233200
Russia	8800 5009286
Spain	800 000154
Sweden	0200 882255
Switzerland	0800 805353
	Opt. 1 (DE)
	Opt. 2 (FR)
	Opt. 3 (IT)
United Kingdom	0800 0260637

For other unlisted countries:  
[www.keysight.com/find/contactus](http://www.keysight.com/find/contactus)  
(BP-06-08-16)



[www.keysight.com/go/quality](http://www.keysight.com/go/quality)

Keysight Technologies, Inc.  
DEKRA Certified ISO 9001:2015  
Quality Management System

## X-ON Electronics

Largest Supplier of Electrical and Electronic Components

*Click to view similar products for [Environmental Test Equipment](#) category:*

*Click to view products by [Keysight](#) manufacturer:*

Other Similar products are found below :

[CW40](#) [F150C10E3DRT](#) [F150LTC20](#) [F150CD10E2](#) [F150L75](#) [F150LRS](#) [S-11](#) [FLUKE-LDG](#) [382153](#) [FM100](#) [RH210](#) [382253](#) [MO290-P](#)  
[GEO-CABLE-REEL-50M](#) [T197914](#) [RD300-L](#) [IR11BD](#) [IR11GM](#) [IR12GM](#) [IR21BD](#) [IR31CE](#) [IR32BC](#) [IR33BC](#) [MP7217TC](#) [NGM-1](#) [SGX-](#)  
[7NH3](#) [UT381](#) [F150-SLC50](#) [AW-CO-1000](#) [AW-NmHc-100](#) [3.000.401](#) [AX-7535](#) [CS-9S6SS-A](#) [P 2800 A](#) [P 2801](#) [P 2802](#) [P 5039](#) [P 5130](#) [P](#)  
[5055](#) [P 5060](#) [P 5065](#) [P 5086](#) [P 5090](#) [P 5110](#) [P 5115](#) [P 5135](#) [P 5140](#) [P 5145](#) [P 5150](#) [P 5160](#)