

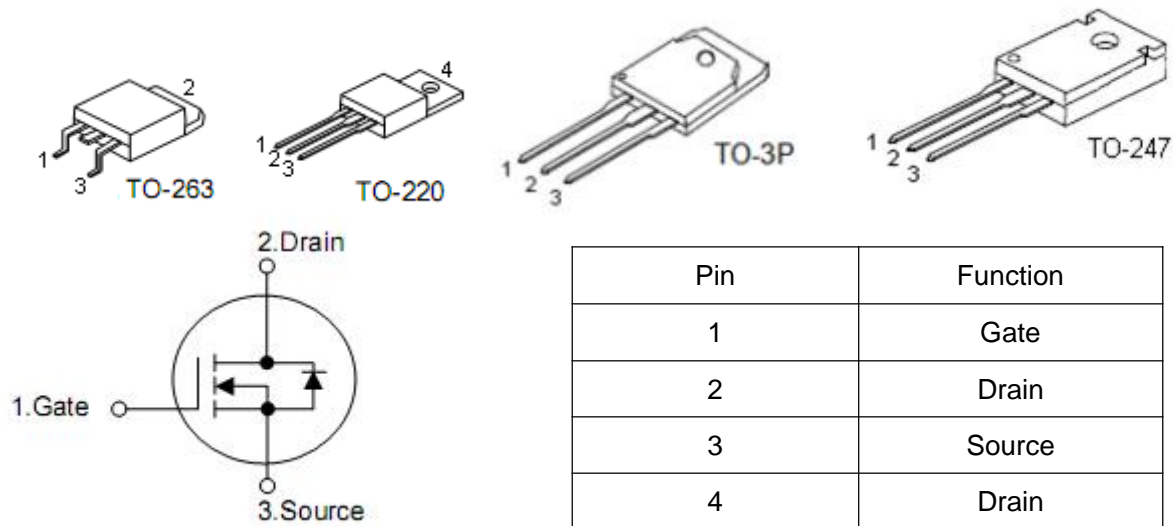
1. Features

- n $R_{DS(on)}=5.5m\Omega @ V_{GS}=10V$
- n Lead free and green device available
- n Low Rds-on to minimize conductive loss
- n High avalanche current

2. Applications

- n Power Supply
- n UPS
- n Power Tool

3. Symbol



4. Absolute maximum ratings

Parameter		Symbol	Rating		Units
			To-220/263	To-247/3P	
Drain-source voltage		V_{DSS}	60		V
Gate-source voltage		V_{GSS}	± 25		V
Junction and storage temperature range		T_{STG}	-55 to 175		$^{\circ}C$
Continuous drain current	$T_C=25^{\circ}C$	I_D^3	130		A
	$T_C=100^{\circ}C$		90		A
Pulse drain current		I_{DP}^4	360		A
Avalanche current		I_{AS}^5	25		A
Maximum power dissipation		E_{AS}^5	250		mJ
Maximum power dissipation	$T_C=25^{\circ}C$	P_D	200	300	W
	$T_C=100^{\circ}C$		90	150	W

5. Thermal characteristics

Parameter	Symbol	Rating		Unit
		To-220/263	To-247/3P	
Thermal resistance, Junction-ambient	$R_{\theta JA}$	62.5		$^{\circ}C/W$
Thermal resistance, Junction-case	$R_{\theta JC}$	0.75	0.5	$^{\circ}C/W$

6. Electrical characteristics

($T_A=25^{\circ}\text{C}$, unless otherwise noted)

Parameter	Symbol	Test Conditions	Min	Typ	Max	Units
Drain-source breakdown voltage	BV_{DSS}	$V_{GS}=0V, I_{DS}=250\mu A$	60	-	-	V
Zero gate voltage drain current	I_{DSS}	$V_{DS}=48V, V_{GS}=0V$	-	-	1	μA
		$T_J=125^{\circ}\text{C}$	-	-	30	
Gate threshold voltage	$V_{GS(th)}$	$V_{DS}=V_{GS}, I_D=250\mu A$	2	3	4	V
Gate leakage current	I_{GSS}	$V_{GS}=\pm 25V, V_{DS}=0V$	-	-	± 100	nA
Drain-source on-state resistance	$R_{DS(on)}^1$	$V_{GS}=10V, I_D=50A$	-	5.5	7	$m\Omega$
Gate resistance	R_g	$V_{DS}=0V, V_{GS}=0V, f=1\text{MHz}$	-	1.2	-	Ω
Diode forward voltage	V_{SD}^1	$I_{SD}=50A, V_{GS}=0V$	-	0.88	1.3	V
Diode continuous forward current	I_S^3		-	-	50	A
Reverse recovery time	t_{rr}	$I_{SD}=70A, V_{DD}=50V,$ $di_{SD}/dt=100A/\mu s$	-	15.2	-	nS
Reverse recovery charge	Q_{rr}		-	6.16	-	nC
Input capacitance	C_{iss}	$V_{DS}=25V, V_{GS}=0V,$ $f=1\text{MHz}$	-	3100	-	μF
Output capacitance	C_{oss}		-	926	-	
Reverse transfer capacitance	C_{rss}		-	451	-	
Turn-on delay time	$t_{d(on)}$	$V_{DD}=30V, I_D=70A,$ $R_G=25\Omega, V_{GS}=10V$	-	20	-	ns
Rise time	t_r		-	83.7	-	
Turn-off delay time	$t_{d(off)}$		-	108	-	
Fall time	t_f		-	92.6	-	
Total gate charge	Q_g	$V_{DS}=50V, V_{GS}=10V$ $I_D=70A$	-	66.34	-	nC
Gate-source charge	Q_{gs}		-	12.35	--	
Gate-drain charge	Q_{gd}		-	33.52	--	

Note:1. Pulse test; pulse width $\leq 300\mu s$ duty cycle $\leq 2\%$.

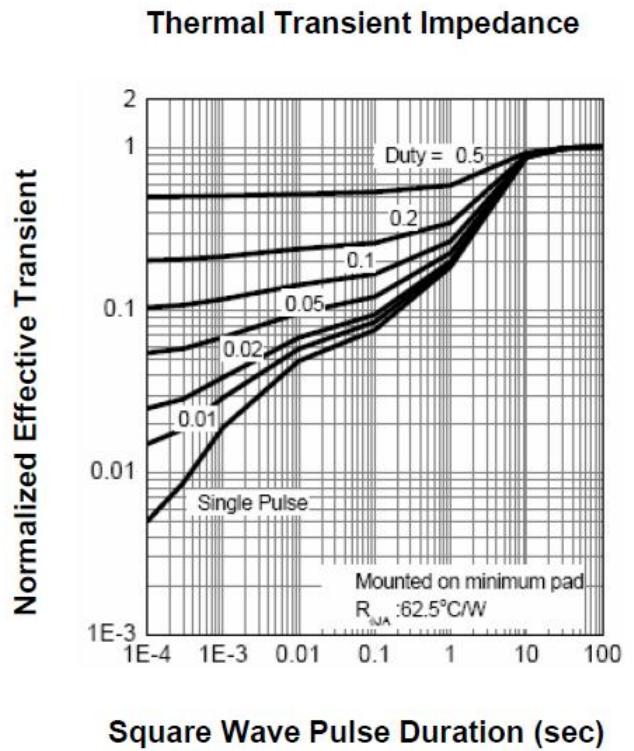
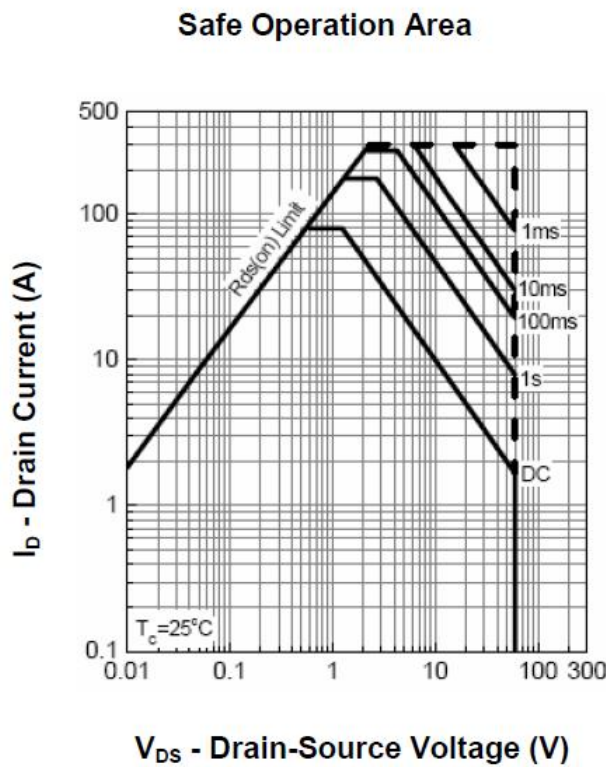
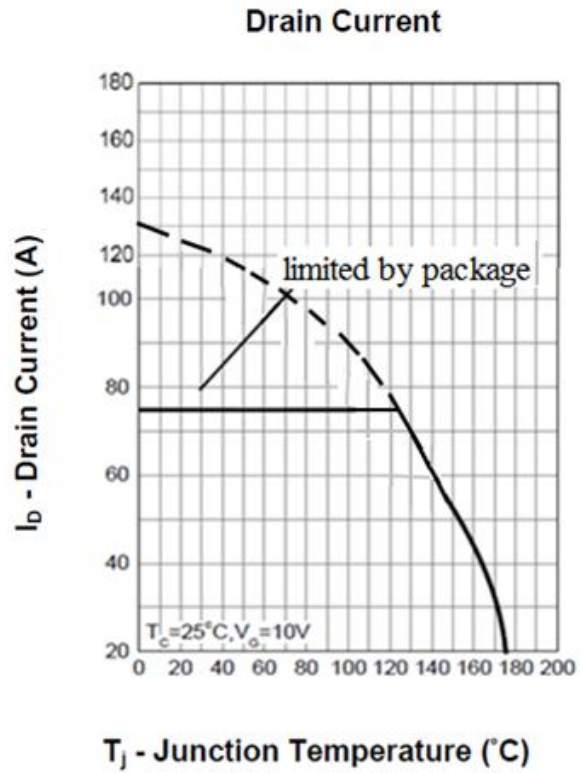
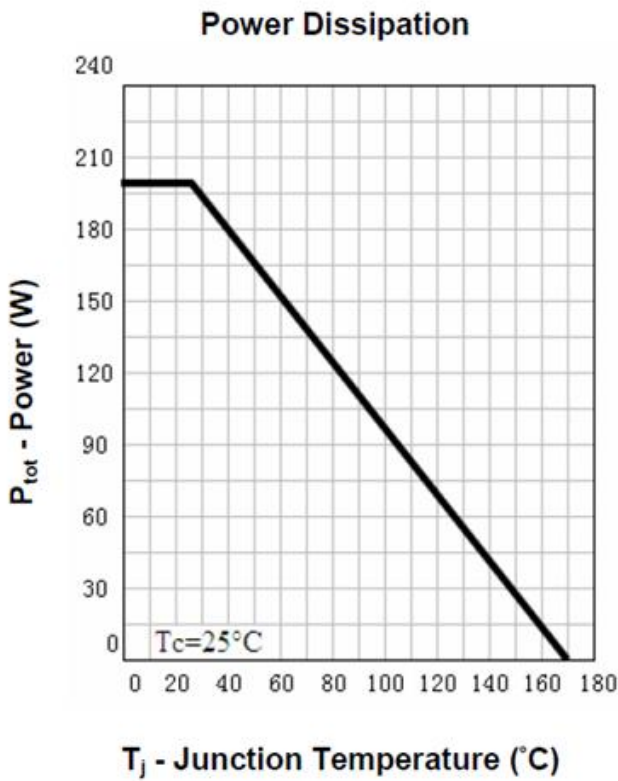
2. Guaranteed by design, not subject to production testing.

3. Package limitation current is 50A. Calculated continuous current based on maximum allowable junction temperature.

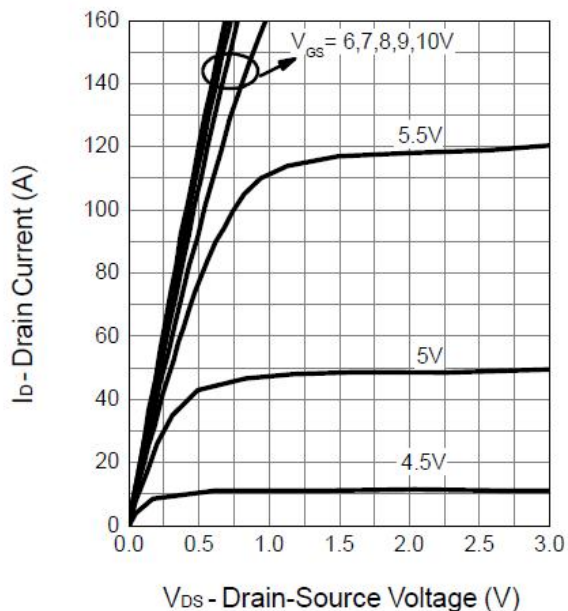
4. Repetitive rating, pulse width limited by max junction temperature.

5. Starting $T_J=25^{\circ}\text{C}, L=0.4\text{mH}, I_{AS}=50A$.

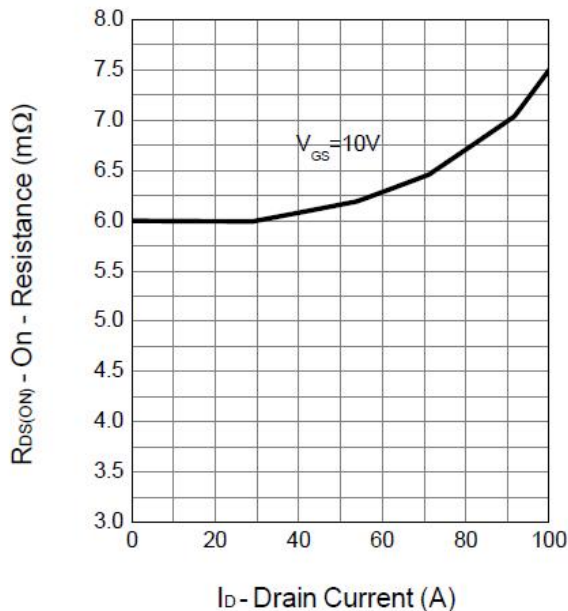
7. Test circuits and waveforms



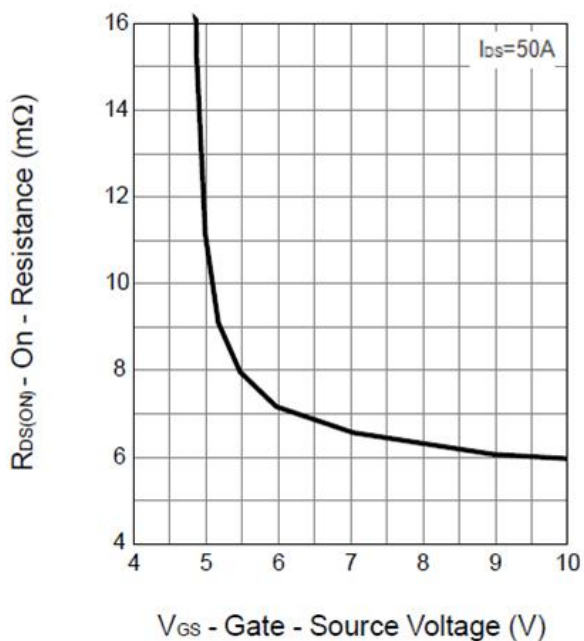
Output Characteristics



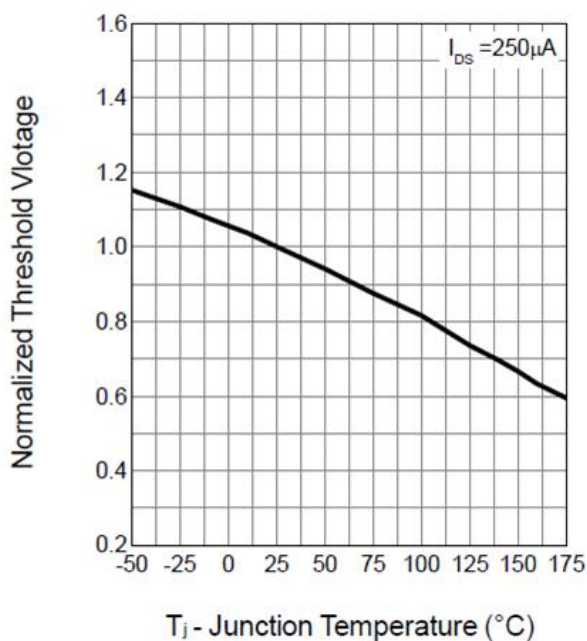
Drain-Source On Resistance



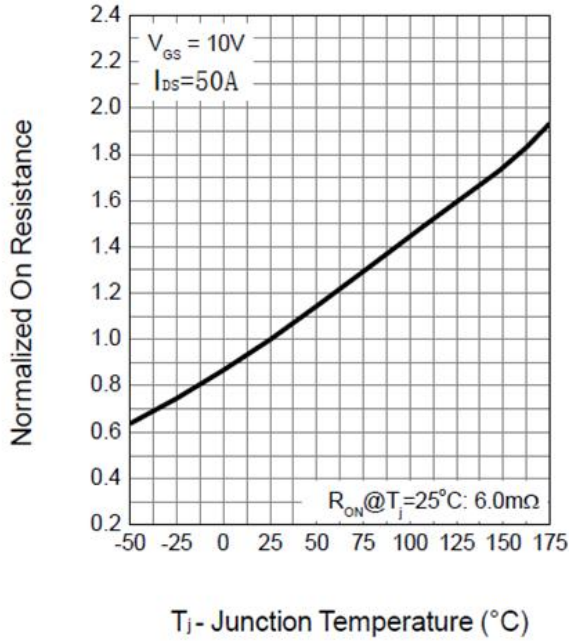
Drain-Source On Resistance



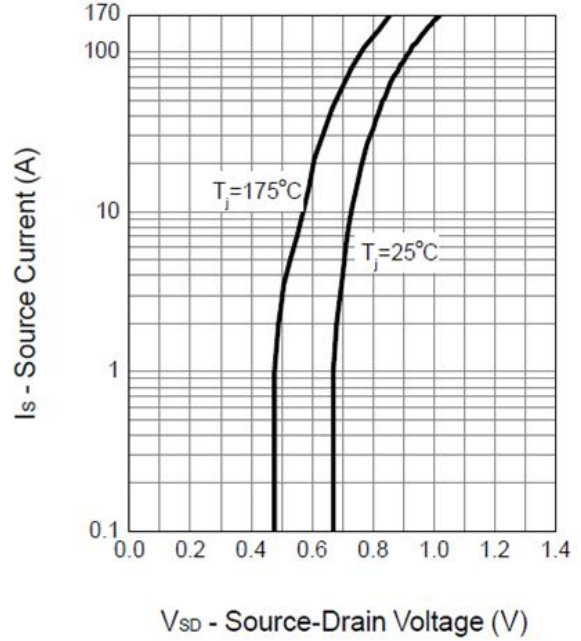
Gate Threshold Voltage



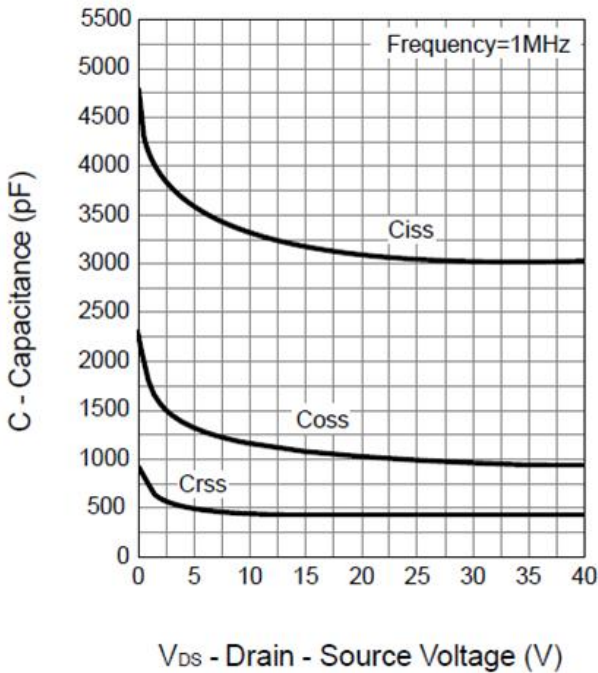
Drain-Source On Resistance



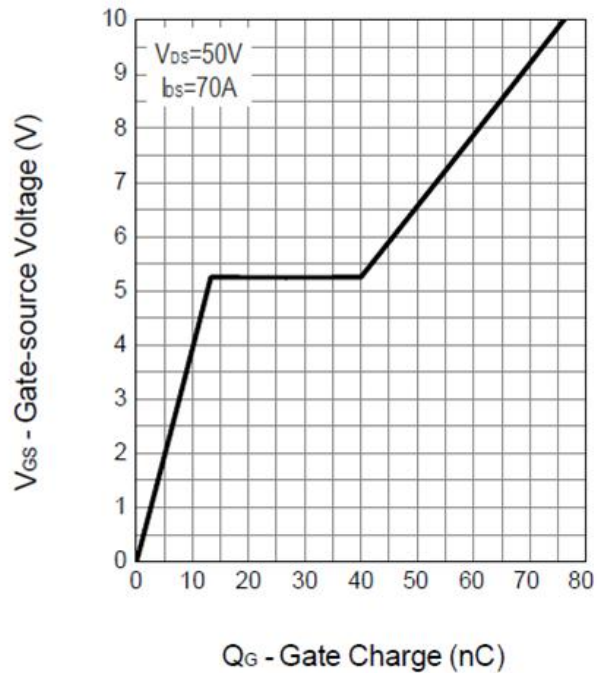
Source-Drain Diode Forward



Capacitance



Gate Charge



X-ON Electronics

Largest Supplier of Electrical and Electronic Components

Click to view similar products for [MOSFET](#) category:

Click to view products by [KIA](#) manufacturer:

Other Similar products are found below :

[MCH3443-TL-E](#) [MCH6422-TL-E](#) [FDPF9N50NZ](#) [NTNS3A92PZT5G](#) [IRFD120](#) [JANTX2N5237](#) [2N7000](#) [2SK2464-TL-E](#) [AOD464](#) [2SJ277-DL-E](#) [2SK2267\(Q\)](#) [2SK2545\(Q,T\)](#) [405094E](#) [423220D](#) [MIC4420CM-TR](#) [VN1206L](#) [614234A](#) [715780A](#) [SSM6J414TU,LF\(T](#) [751625C](#)
[IRS2092STRPBF-EL](#) [IPS70R2K0CEAKMA1](#) [BSF024N03LT3 G](#) [PSMN4R2-30MLD](#) [TK31J60W5,S1VQ\(O](#) [2SK2614\(TE16L1,Q\)](#)
[DMN1017UCP3-7](#) [EFC2J004NUZTDG](#) [P85W28HP2F-7071](#) [DMN1053UCP4-7](#) [SQJ469EP-T1-GE3](#) [NTE2384](#) [NTE6400A](#)
[DMC2700UDMQ-7](#) [DMN2080UCB4-7](#) [DMN61D9UWQ-13](#) [US6M2GTR](#) [DMN31D5UDJ-7](#) [SSM6P54TU,LF](#) [DMP22D4UFO-7B](#)
[IPS60R3K4CEAKMA1](#) [DMN1006UCA6-7](#) [DMN16M9UCA6-7](#) [STF5N65M6](#) [IRF40H233XTMA1](#) [IPSA70R950CEAKMA1](#)
[IPSA70R2K0CEAKMA1](#) [STU5N65M6](#) [C3M0021120D](#) [DMN6022SSD-13](#)