

1. Description

KNX2408A, uses advanced trench technology to provide excellent $R_{DS(ON)}$, Low gate charge, It can be used in a wide variety of applications.

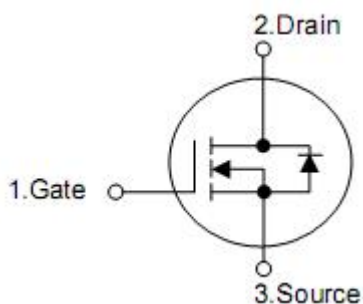
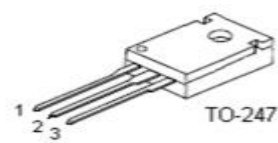
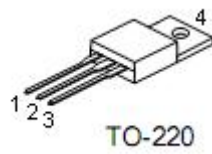
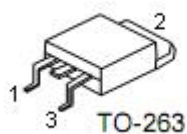
2. Features

- $V_{DS}=80V, I_D=190A$ $R_{DS(ON)}$ (typ.)= $3.7m\Omega$ @ $V_{GS}=10V$
- High density cell design for lower R_{dson}
- Fully characterized avalanche voltage and current
- Good stability and uniformity with high EAS
- Excellent package for good heat dissipation

3. Applications

- Power switching application
- Hard switched and High frequency circuits
- Uninterruptible power supply

4. Symbol



Pin	Function
1	Gate
2	Drain
3	Source
4	Drain

5. Ordering Information

Part Number	Package	Brand
KNB2408A	TO-263	KIA
KNP2408A	TO-220	KIA
KNM2408A	TO-247	KIA

6. Absolute maximum ratings

Parameter		Symbol	Rating		Units
			TO-220 TO-263	TO-247	
Drain-source voltage		V_{DSS}	80		V
Gate-source voltage		V_{GSS}	± 20		V
Maximum junction temperature		T_J	175		$^{\circ}\text{C}$
Storage temperature range		T_{STG}	-55 to 175		$^{\circ}\text{C}$
Continuous drain current	$T_C=25^{\circ}\text{C}$	I_D	190		A
Pulse drain current ^(Note1)	$T_C=25^{\circ}\text{C}$	I_{DM}	760		A
Avalanche energy, single pulsed ^(Note2)		E_{AS}	1.4		J
Maximum power dissipation	$T_C=25^{\circ}\text{C}$	P_D	270	326	W

7. Thermal characteristics

Symbol	Parameter	Max		Unit
		TO-220 TO-263	TO-247	
$R_{\theta JC}$	Thermal Resistance, Junction-to-Case	0.55	0.46	$^{\circ}\text{C} / \text{W}$

8. Electrical characteristics

(T_A=25°C, unless otherwise noted)

Parameter	Symbol	Test Conditions	Min	Typ	Max	Units
Off Characteristics						
Drain-source breakdown voltage	BV _{DSS}	V _{GS} =0V, I _D =250μA	80	-	-	V
Drain-Source Leakage Current	I _{DSS}	V _{DS} =80V, V _{GS} =0V	-	-	1	μA
Gate-Source Forward Leakage	I _{GSS(F)}	V _{GS} =+20V	-	-	100	nA
Gate-Source Reverse Leakage	I _{GSS(R)}	V _{GS} =-20V	-	-	-100	nA
On Characteristics						
Drain-source on-Resistance ^(Note3)	R _{DS(on)}	V _{GS} =10V, I _D =40A	-	3.7	4.5	mΩ
Gate threshold voltage	V _{GS(th)}	V _{DS} =V _{GS} , I _D =250μA	2.0	2.8	4.0	V
Forward Transconductance	g _{fs}	V _{DS} =5V, I _D =15A	-	15	-	S
Dynamic Characteristics						
Total gate charge	Q _g	V _{DS} =64V, V _{GS} =10V I _D =80A	-	260	-	nC
Gate-source charge	Q _{gs}		-	75	-	
Gate-drain charge	Q _{gd}		-	80	-	
Turn-on delay time	t _{d(on)}	V _{DD} =40V, I _D =40A, R _{GEN} =3Ω, V _{GS} =10V,	-	25	-	ns
Rise time	t _r		-	21	-	
Turn-off delay time	t _{d(off)}		-	48	-	
Fall time	t _f		-	18	-	
Switching Characteristics ^(Note 4)						
Input capacitance	C _{iss}	V _{DS} =25V, V _{GS} =0V, f=1MHz	-	13500	-	pF
Output capacitance	C _{oss}		-	950	-	
Reverse transfer capacitance	C _{rss}		-	810	-	
Drain-Source Diode Characteristics						
Diode Forward voltage	V _{SD}	V _{GS} =0V, I _S =40A	-	-	1.3	V

Note

1. Repetitive Rating: Pulse width limited by maximum junction temperature.
2. EAS condition : T_j=25°C, V_{DD}=50V, V_G=10V, L=0.5mH, R_g=25Ω
3. Pulse Test: Pulse Width ≤ 300μs, Duty Cycle ≤ 2%.
4. Guaranteed by design, not subject to production.

9. Test circuits

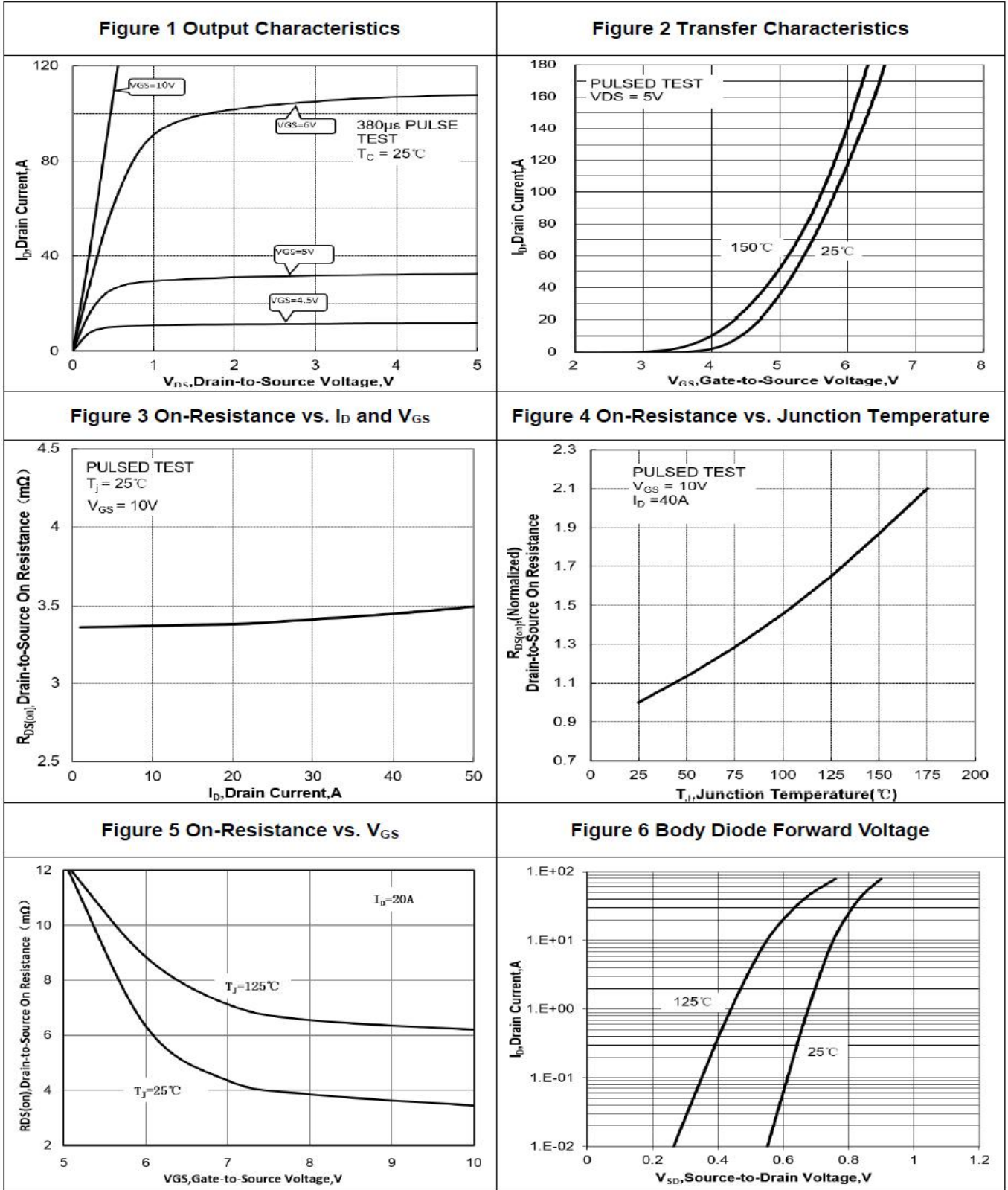


Figure 7 Gate-Charge Characteristics

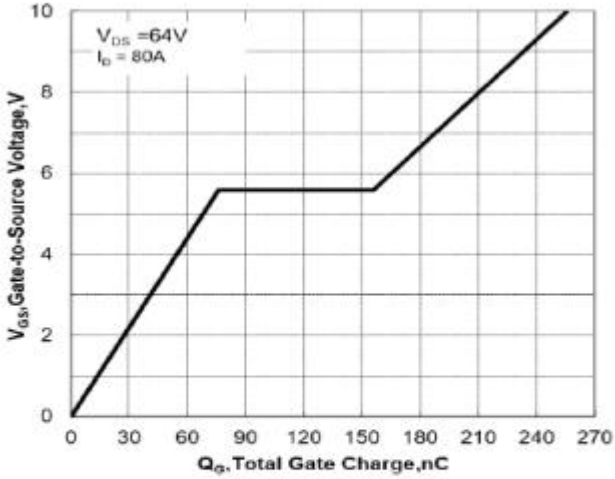


Figure 8 Capacitance Characteristics

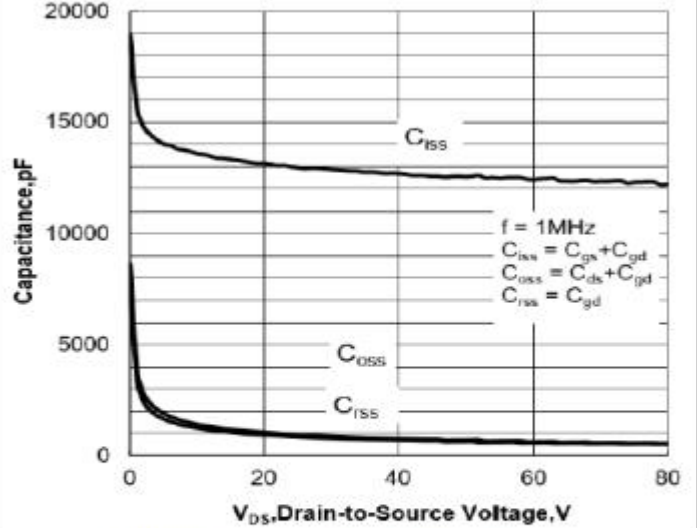


Figure 9 Maximum Forward Biased Safe Operation Area

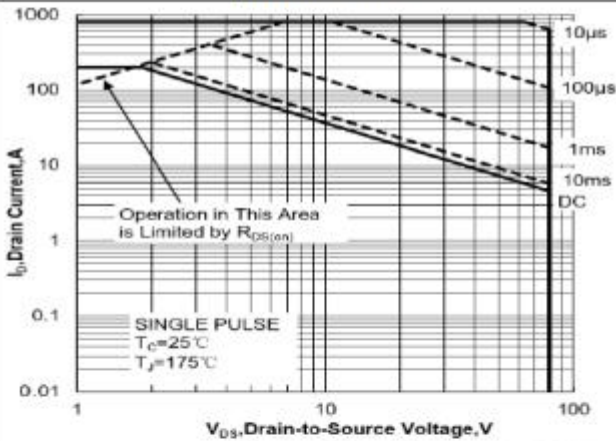


Figure 10 Single Pulse Power Rating Junction-to-Ambient

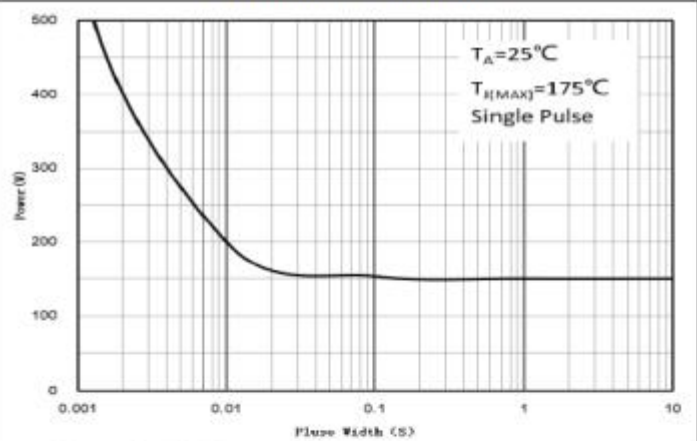
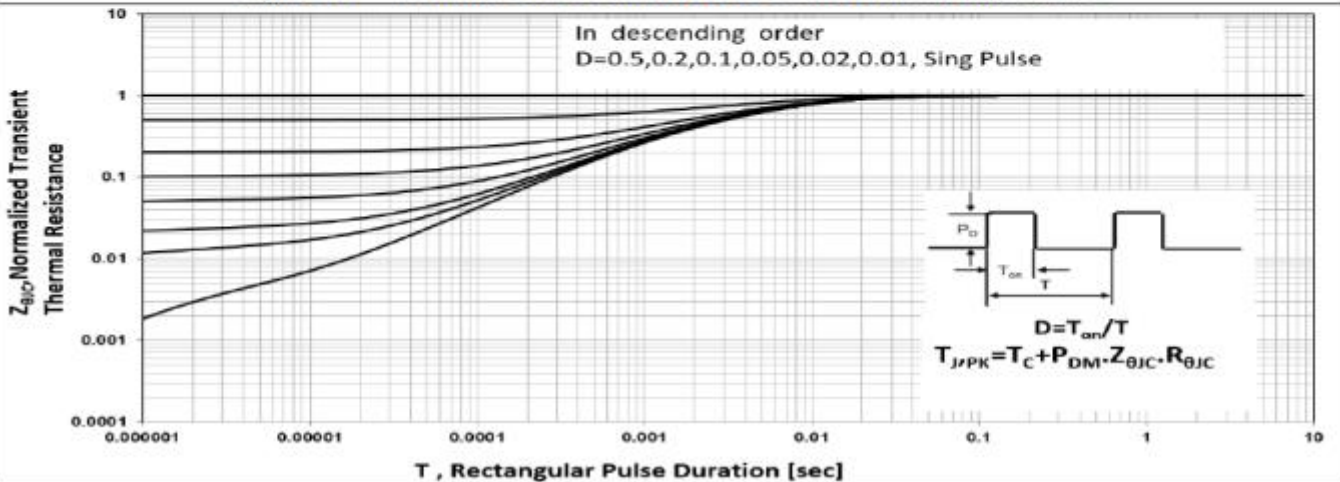


Figure 11 Normalized Maximum Transient Thermal Impedance



X-ON Electronics

Largest Supplier of Electrical and Electronic Components

Click to view similar products for [MOSFET](#) category:

Click to view products by [KIA](#) manufacturer:

Other Similar products are found below :

[IRFD120](#) [JANTX2N5237](#) [BUK455-60A/B](#) [MIC4420CM-TR](#) [VN1206L](#) [NDP4060](#) [SI4482DY](#) [IPS70R2K0CEAKMA1](#) [SQD23N06-31L-GE3](#)
[TK16J60W,S1VQ\(O](#) [2SK2614\(TE16L1,Q\)](#) [DMN1017UCP3-7](#) [DMN1053UCP4-7](#) [SQJ469EP-T1-GE3](#) [NTE2384](#) [DMC2700UDMQ-7](#)
[DMN2080UCB4-7](#) [DMN61D9UWQ-13](#) [US6M2GTR](#) [DMN31D5UDJ-7](#) [DMP22D4UFO-7B](#) [DMN1006UCA6-7](#) [DMN16M9UCA6-7](#)
[STF5N65M6](#) [IRF40H233XTMA1](#) [STU5N65M6](#) [DMN6022SSD-13](#) [DMN13M9UCA6-7](#) [DMTH10H4M6SPS-13](#) [DMN2990UFB-7B](#)
[IPB80P04P405ATMA2](#) [2N7002W-G](#) [MCAC30N06Y-TP](#) [MCQ7328-TP](#) [BXP7N65D](#) [BXP4N65F](#) [AOL1454G](#) [WMJ80N60C4](#) [BXP2N20L](#)
[BXP2N65D](#) [BXT1150N10J](#) [BXT1700P06M](#) [TSM60NB380CP](#) [ROG](#) [RQ7L055BGTCR](#) [DMNH15H110SK3-13](#) [SLF10N65ABV2](#)
[BSO203SP](#) [BSO211P](#) [IPA60R230P6](#) [IPA60R460CE](#)