

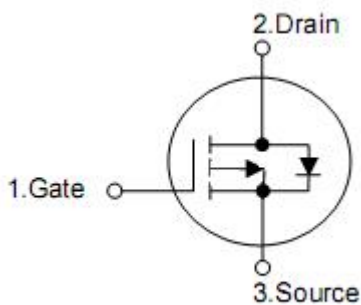
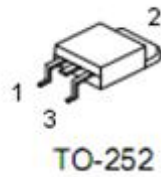
1. Features

- Uses CRM(CQ) advanced Trench technology
- Extremely low on-resistance $R_{DS(on)}$
- Excellent $Q_{gx}R_{DS(on)}$ product(FOM)
- Qualified according to JEDEC criteria

2. Applications

- $R_{DS(ON),typ.}=60m\Omega@V_{GS}=10V$
- Motor control and drive
- Battery management
- UPS (Uninterruptible Power Supplies)

3. Pin configuration



Pin	Function
1	Gate
2	Drain
3	Source

4. Ordering Information

Part Number	Package	Brand
KPD7910A	TO-252	KIA

5. Absolute maximum ratings

TC=25 °C unless otherwise specified

Parameter		Symbol	Ratings	Unit
Drain-to-Source Voltage		V _{DSS}	-100	V
Continuous Drain Current	T _C =25 °C	I _D	-28	A
	T _C =100 °C		-17	
Pulsed Drain Current	(T _C = 25°C, tp limited by Tjmax)	I _{DP}	-112	
Avalanche Energy single pulse (L=1mH)		E _{AS}	242	mJ
Gate-Source voltage		V _{GS}	±20	v
Power dissipation (T _C = 25°C)		P _D	102	w
Junction & Storage Temperature Range		T _J & T _{STG}	-55 to 150	°C
Soldering temperature, wave soldering only allowed at leads (1.6mm from case for 10s)		T _{sold}	260	°C

6. Thermal characteristics

Parameter	Symbol	Ratings	Units
Thermal resistance, junction-ambient ²	R _{θJA}	62	°C/W
Thermal resistance, Junction-case	R _{θJC}	1.22	

7. Electrical characteristics

(T_J=25°C, unless otherwise notes)

Parameter	Symbol	Conditions	Min	Typ	Max	Units	
Static characteristics							
Drain-source breakdown voltage	BV _{DSS}	V _{GS} =0V, I _D =250μA	-100	-	-	V	
Gate threshold voltage	V _{GS(th)}	V _{DS} =V _{GS} , I _D =250μA	-1.5	-2.0	-2.5	V	
Zero Gate Voltage Drain Current	I _{DSS}	V _{DS} =-100V, V _{GS} =0V	T _J =25 °C	-	-	-1	μA
			T _J =125 °C	-	-	-20	
Gate leakage current	I _{GSS}	V _{GS} =-20V, V _{DS} =0V	-	-	-100	nA	
Drain-source on-resistance ¹	R _{DS(on)}	V _{GS} =-10V, I _D =-10A	-	60	70	mΩ	
		V _{GS} =-4.5V, I _D =-5A	-	70	90		
Forward Transconductance	g _{fs}	V _{DS} =-5V, I _D =-10A	-	25	-	S	
Dynamic characteristics							
Gate Resistance	R _G	V _{GS} =0V, V _{DS} =0V Frequency=1MHz	-	20	-	Ω	
Input capacitance	C _{iss}	V _{DS} =-25V, V _{GS} =0V, F=1MHz	-	3800	-	pF	
Output capacitance	C _{oss}		-	1200	-	pF	
Reverse transfer capacitance	C _{rss}		-	650	-	pF	
Turn-on delay time	t _{d(on)}	V _{DD} =-50V, I _D =-10A, V _{GS} =-10V, R _G =2.7Ω	-	10	-	ns	
Rise time	t _r		-	25	-	ns	
Turn-off delay time	t _{d(off)}		-	112	-	ns	
Fall time	t _f		-	75	-	ns	
Gate Charge Characteristics							
Total gate charge	Q _g	V _{DS} =-50V, I _D =-22A, V _{GS} =-10V, F=1MHz	-	52	-	nC	
Gate-source charge	Q _{gs}		-	13	-	nC	
Gate-drain charge	Q _{gd}		-	10	-	nC	
Diode characteristics							
Diode forward voltage ¹	V _{SD}	V _{GS} =0V, I _{SD} =-10A	-	-	-1.5	V	
Body Diode Continuous Forward Current ¹	I _S	T _C = 25°C			-28	A	
Reverse recovery time	t _{rr}	I _F =-10A DI _F /dt=100A/μs	-	35	-	ns	
Reverse recovery charge	Q _{rr}		-	42	-	nC	

Note:1.The data tested by pulsed, pulse width≤300μs,duty cycle≤2%

2.The value of R_{thJA} is measured by placing the device in a still air box which is one cubic foot.

3.The EAS data shows Max.rating. The test condition is V_{DD}=-50V, V_{GS}=-10V, L=1mH.IAS=-22A.

8. Typical Characteristics

Fig 1: Output Characteristics

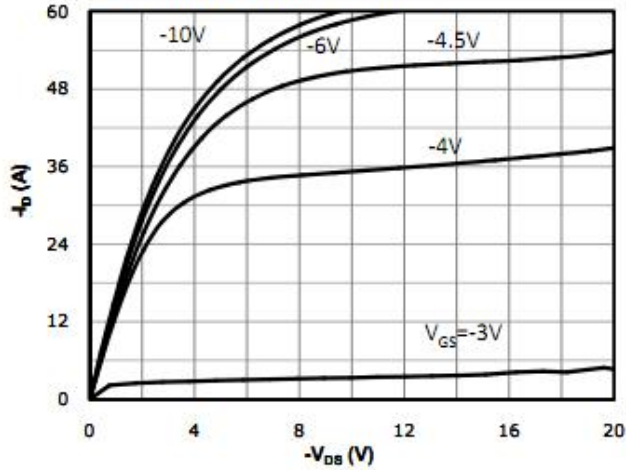


Fig 2: Transfer Characteristics

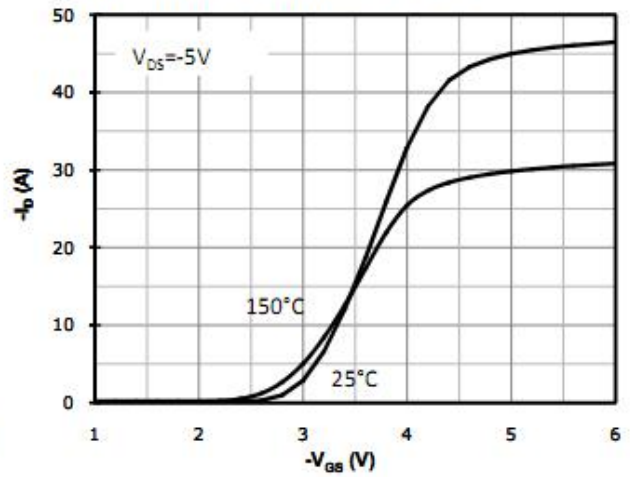


Fig 3: Rds(on) vs Drain Current and Gate Voltage

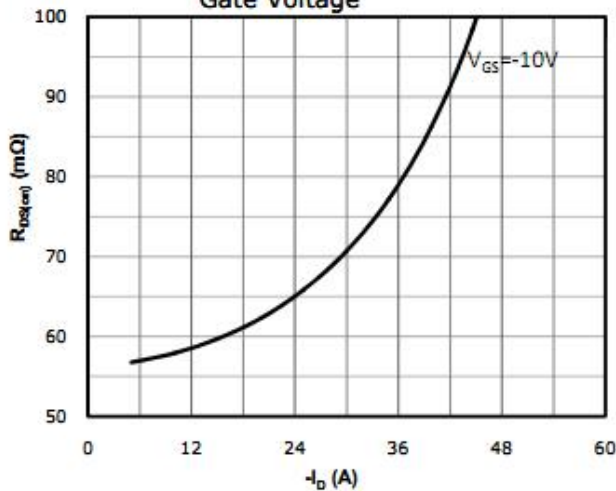


Fig 4: Rds(on) vs Gate Voltage

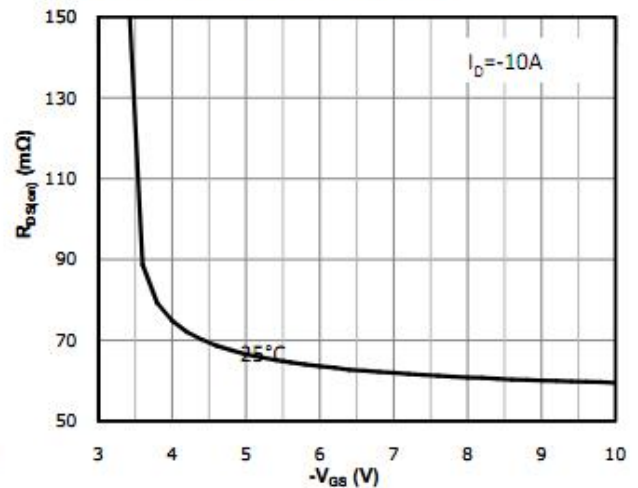


Fig 5: Rds(on) vs. Temperature

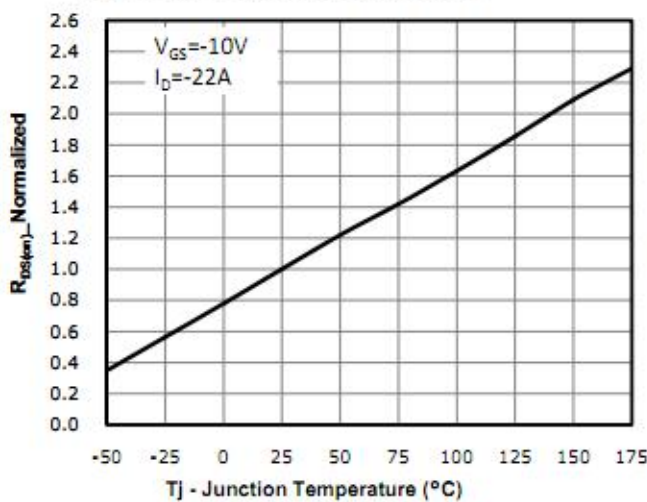


Fig 6: Capacitance Characteristics

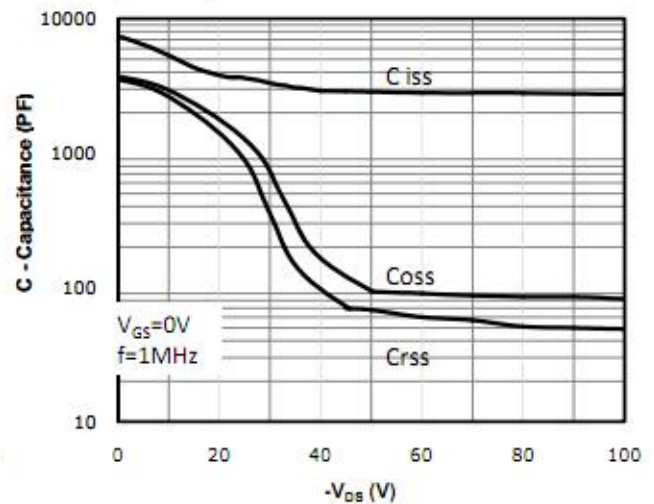


Fig 7: Gate Charge Characteristics

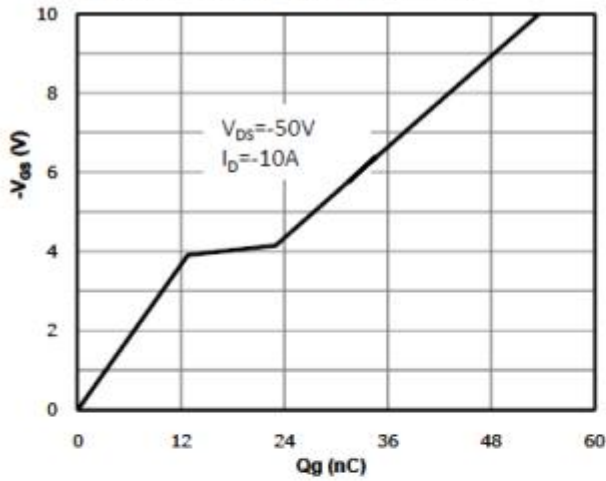


Fig 8: Body-diode Forward Characteristics

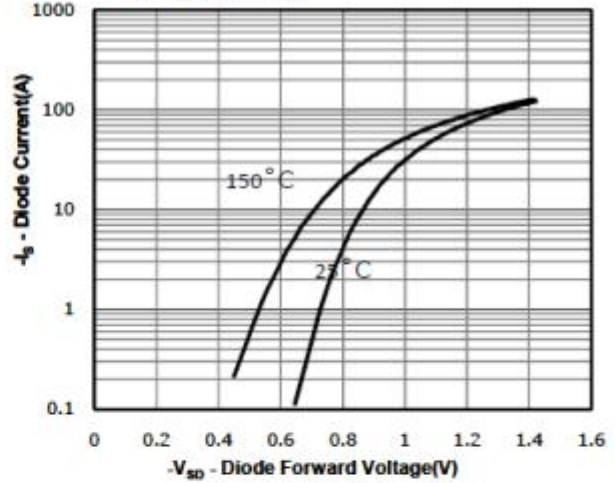


Fig 9: Power Dissipation

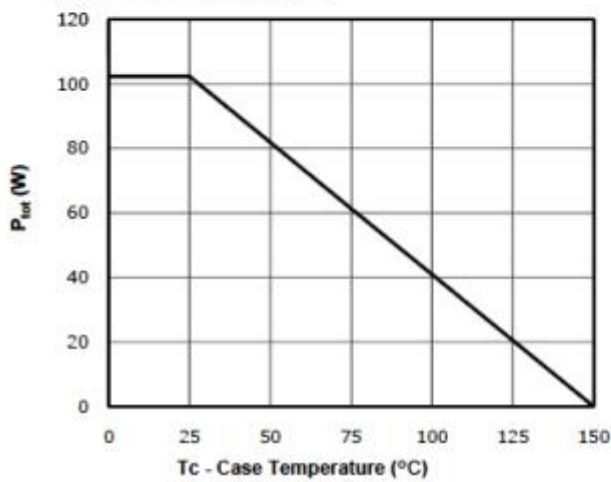


Fig 10: Drain Current Derating

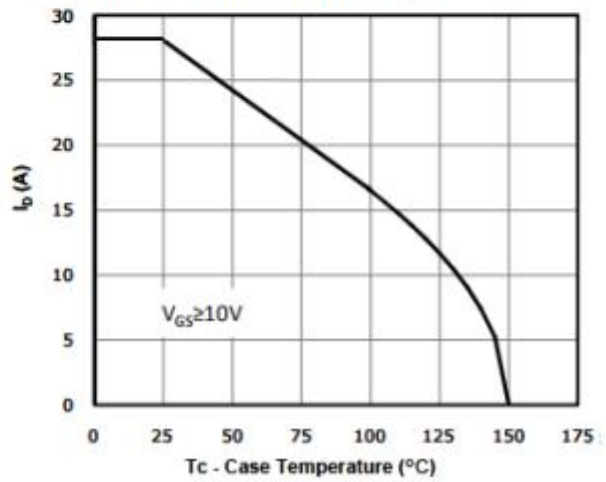


Fig 11: Safe Operating Area

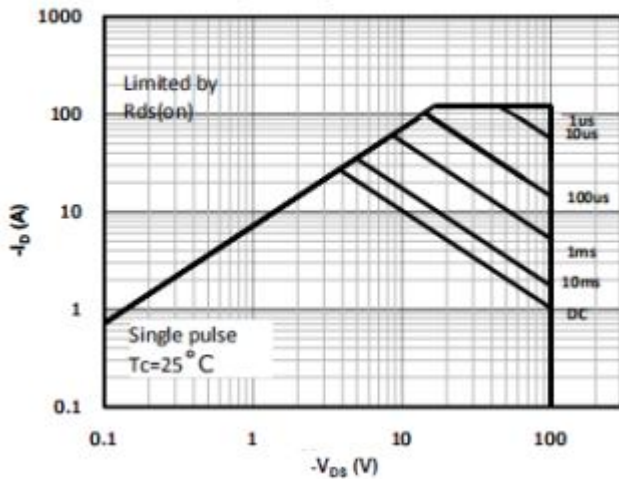
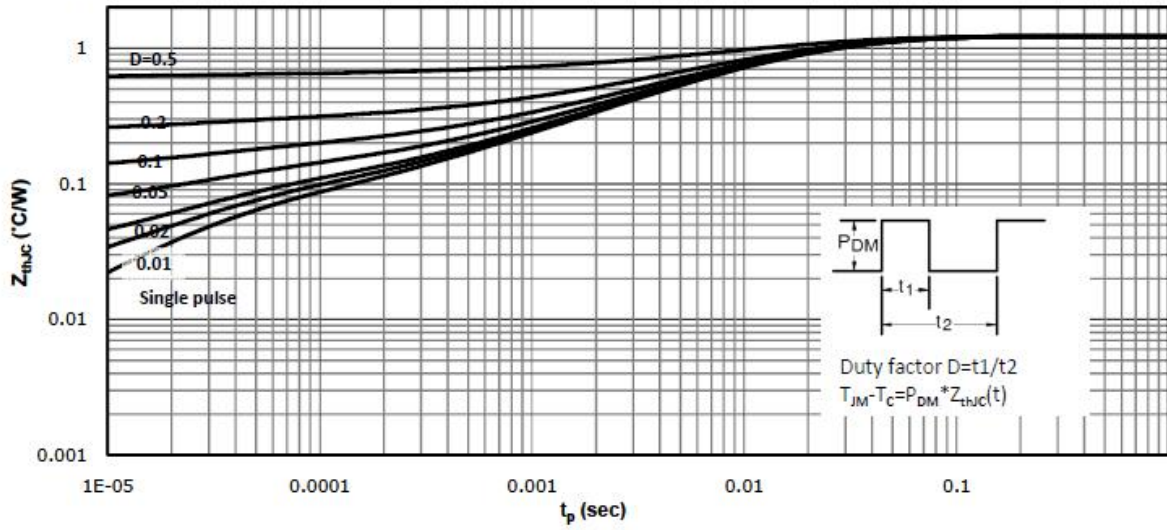


Fig 12: Max. Transient Thermal Impedance



X-ON Electronics

Largest Supplier of Electrical and Electronic Components

Click to view similar products for [MOSFET](#) category:

Click to view products by [KIA](#) manufacturer:

Other Similar products are found below :

[IRFD120](#) [JANTX2N5237](#) [BUK455-60A/B](#) [MIC4420CM-TR](#) [VN1206L](#) [NDP4060](#) [SI4482DY](#) [IPS70R2K0CEAKMA1](#) [SQD23N06-31L-GE3](#)
[TK16J60W,S1VQ\(O](#) [2SK2614\(TE16L1,Q\)](#) [DMN1017UCP3-7](#) [DMN1053UCP4-7](#) [SQJ469EP-T1-GE3](#) [NTE2384](#) [DMC2700UDMQ-7](#)
[DMN2080UCB4-7](#) [DMN61D9UWQ-13](#) [US6M2GTR](#) [DMN31D5UDJ-7](#) [DMP22D4UFO-7B](#) [DMN1006UCA6-7](#) [DMN16M9UCA6-7](#)
[STF5N65M6](#) [IRF40H233XTMA1](#) [STU5N65M6](#) [DMN6022SSD-13](#) [DMN13M9UCA6-7](#) [DMTH10H4M6SPS-13](#) [DMN2990UFB-7B](#)
[IPB80P04P405ATMA2](#) [2N7002W-G](#) [MCAC30N06Y-TP](#) [MCQ7328-TP](#) [BXP7N65D](#) [BXP4N65F](#) [AOL1454G](#) [WMJ80N60C4](#) [BXP2N20L](#)
[BXP2N65D](#) [BXT1150N10J](#) [BXT1700P06M](#) [TSM60NB380CP](#) [ROG](#) [RQ7L055BGTCR](#) [DMNH15H110SK3-13](#) [SLF10N65ABV2](#)
[BSO203SP](#) [BSO211P](#) [IPA60R230P6](#) [IPA60R460CE](#)