


SPECIFICATION OF WCM SERIES

FEATURES

Lowprofile and very small size SMD Design,
Wound Chip constructure with standard 0805
to 1812 size, with best EMI suppression effect
but least impact to data signal wave form.



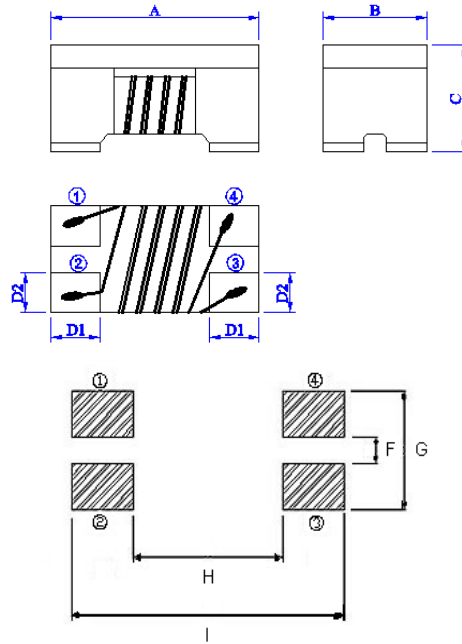
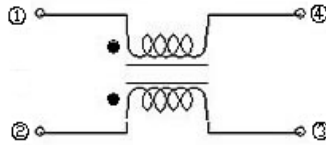
APPLICATIONS

Preventive measure against high speed signal
radiation emissions such as USB 2.0,
IEEE1394 or LAN interface.
Best for NB, DSC, mobile device design.

ORDERING CODE

WCM - 2012 - 900 T
(1) (2) (3) (4)

- (1) PRODUCT TYPE CODE
- (2) PRODUCT SIZE CODE
- (3) IMPEDANCE
- (4) TAPING



APPEARANCE & DIMENSIONS

UNIT:mm (inch)

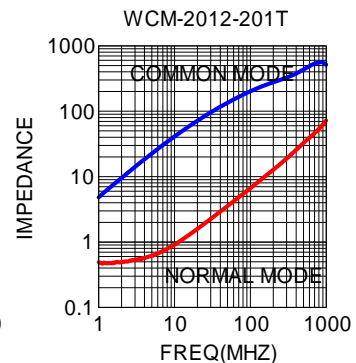
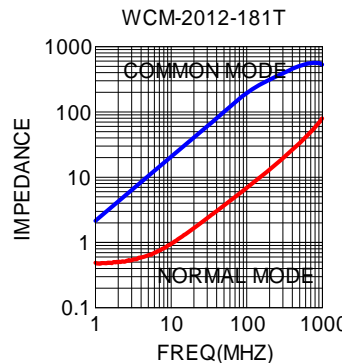
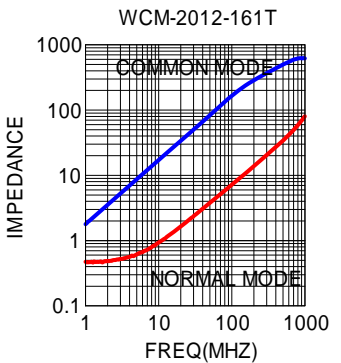
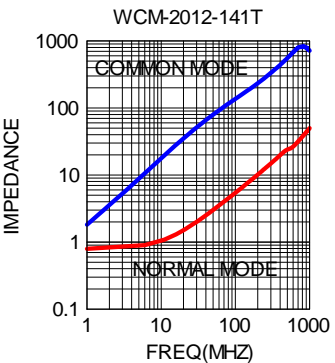
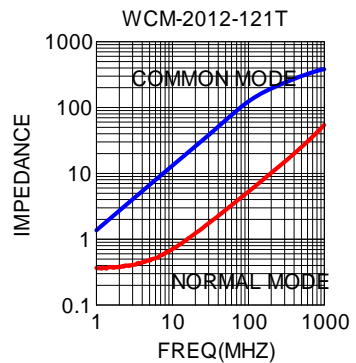
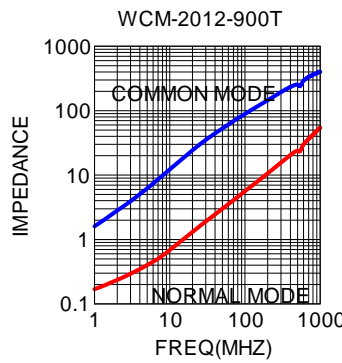
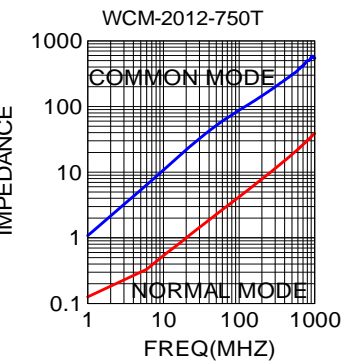
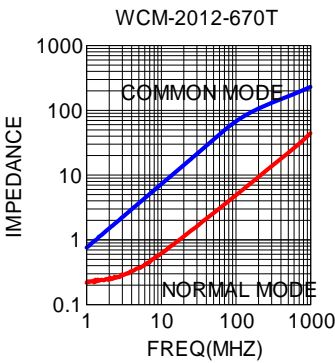
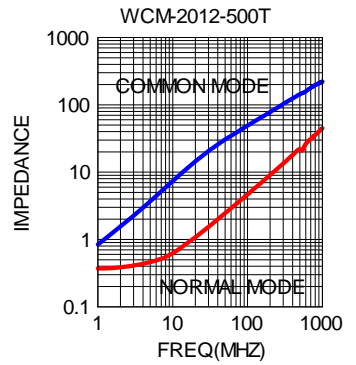
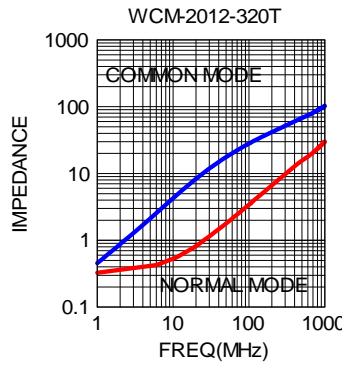
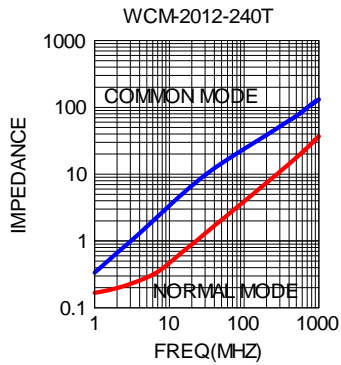
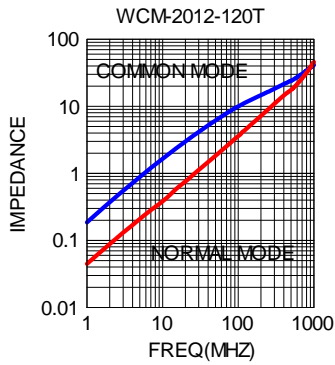
SIZE CODE	A	B	C	D1 TYP	D2 TYP	F TYP	G TYP	H TYP	I TYP		
WCM-2012 (0805)	2.00±0.20 (0.079±0.008)	1.20±0.20 (0.047±0.008)	1.20±0.20 (0.047±0.008)	0.45 (0.018)	0.40 (0.016)	0.40 (0.016)	1.20 (0.047)	0.80 (0.031)	2.60 (0.102)		
WCM-3216 (1206)	3.20±0.20 (0.126±0.008)	1.60±0.20 (0.063±0.008)	2.00±0.20 (0.079±0.008)	0.60 (0.024)	0.60 (0.024)	0.40 (0.016)	1.60 (0.063)	1.60 (0.063)	3.70 (0.146)		
WCM-4525 (1810)	4.80±0.20 (0.189±0.008)	2.80±0.20 (0.110±0.008)	2.20±0.20 (0.087±0.008)	0.75 (0.030)	0.75 (0.030)	0.70 (0.027)	2.70 (0.106)	3.00 (0.118)	5.50 (0.216)		
WCM-4532 (1812)	4.50±0.20 (0.177±0.008)	3.20±0.20 (0.126±0.008)	2.80±0.20 (0.110±0.008)	1.00 (0.039)	1.00 (0.039)	0.40 (0.016)	3.60 (0.141)	2.10 (0.082)	4.90 (0.192)		
WCM-453226 (1812)	4.50±0.20 (0.177±0.008)	3.20±0.20 (0.126±0.008)	2.60±0.20 (0.102±0.008)	1.00 (0.039)	1.00 (0.039)	0.40 (0.016)	3.60 (0.141)	2.10 (0.082)	4.90 (0.192)		
WCM-453228 (1812)	4.50±0.20 (0.177±0.008)	3.20±0.20 (0.126±0.008)	2.80±0.20 (0.110±0.008)	1.00 (0.039)	1.00 (0.039)	0.40 (0.016)	3.60 (0.141)	2.10 (0.082)	4.90 (0.192)		

※All the data listed in this catalogue are for reference only, King Core reserves the right to alter or revise the specifications without prior notification.

COMMON MODE CHOKE → WCM-2012 SERIES

ELECTRICAL CHARACTERISTICS

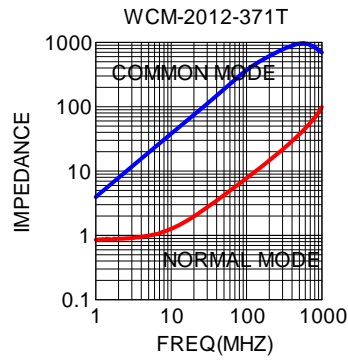
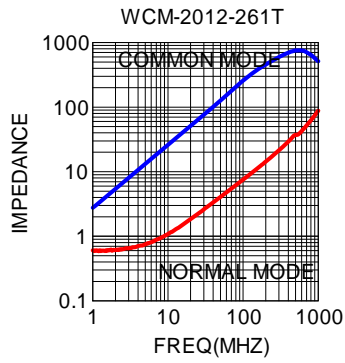
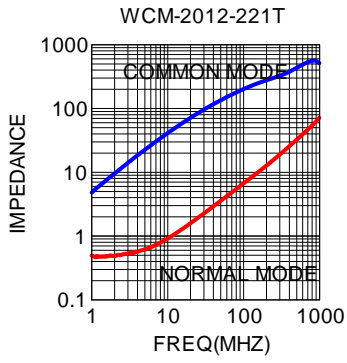
ORDERING CODE	Impedance (Ω)	Tolerance ±%	Test Frequency (MHz)	DC Resistance (Ω)max	Rated Current (mA)max
WCM-2012-120T	12	25%	100	0.20	450
WCM-2012-240T	24	25%	100	0.25	420
WCM-2012-320T	32	25%	100	0.25	400
WCM-2012-500T	50	25%	100	0.25	400
WCM-2012-670T	67	25%	100	0.25	400
WCM-2012-750T	75	25%	100	0.70	280
WCM-2012-900T	90	25%	100	0.30	400
WCM-2012-121T	120	25%	100	0.30	370
WCM-2012-141T	140	25%	100	0.32	360
WCM-2012-161T	160	25%	100	0.35	350
WCM-2012-181T	180	25%	100	0.35	330
WCM-2012-201T	200	25%	100	0.40	300
WCM-2012-221T	220	25%	100	0.40	300
WCM-2012-261T	260	25%	100	0.40	300
WCM-2012-371T	370	25%	100	0.45	280



***Design as Customer's Requested Specifications.**

※All the data listed in this catalogue are for reference only, King Core reserves the right to alter or revise the specifications without prior notification.

COMMON MODE CHOKE → WCM-2012 SERIES



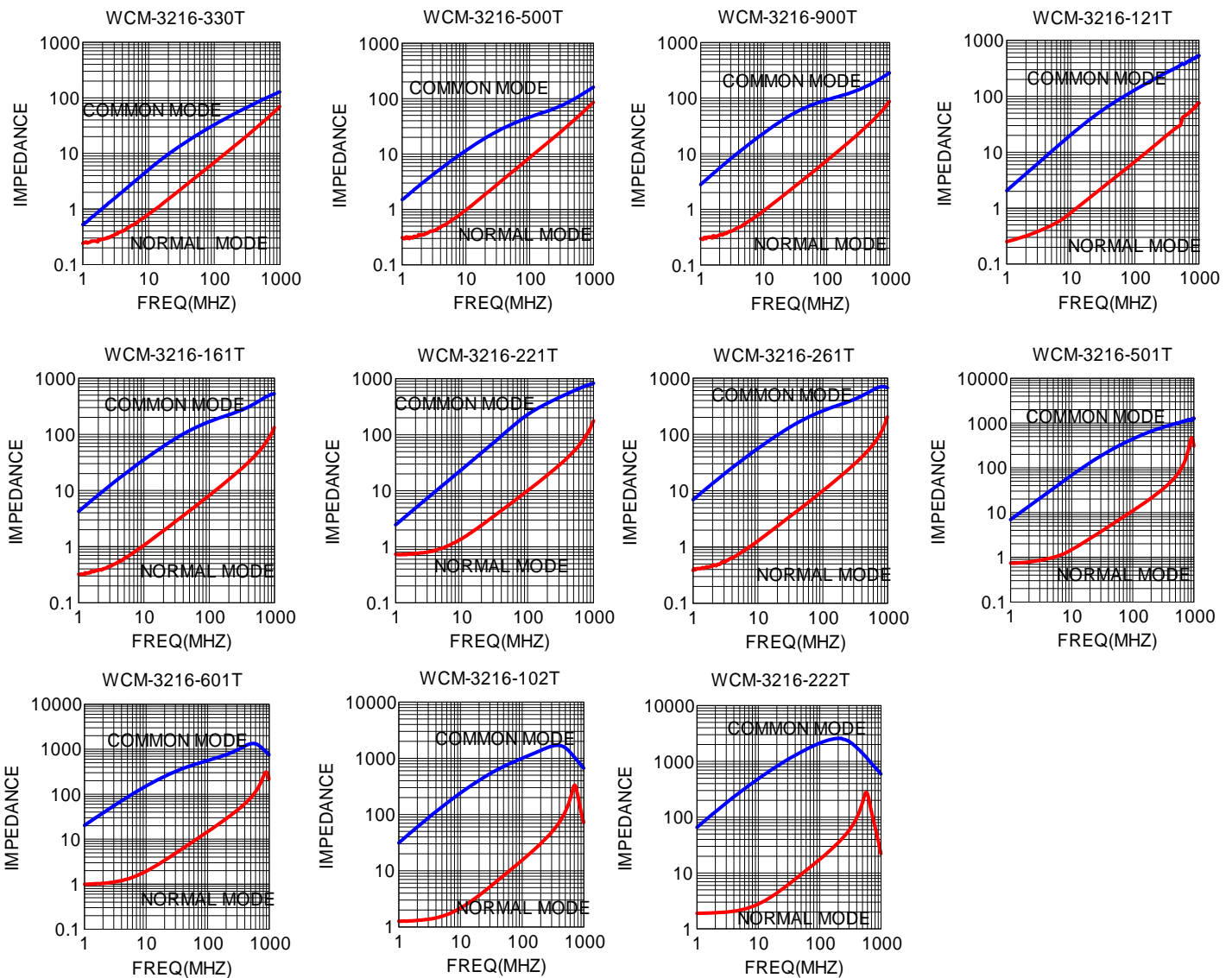
***Design as Customer's Requested Specifications.**

※All the data listed in this catalogue are for reference only, King Core reserves the right to alter or revise the specifications without prior notification.

COMMON MODE CHOKE → WCM-3216 SERIES

ELECTRICAL CHARACTERISTICS

ORDERING CODE	Impedance (Ω)	Tolerance ±%	Test Frequency (MHz)	DC Resistance (Ω)max	Rated Current (mA)max
WCM-3216-330T	33	25%	100	0.20	400
WCM-3216-500T	50	25%	100	0.25	400
WCM-3216-900T	90	25%	100	0.30	400
WCM-3216-121T	120	25%	100	0.30	400
WCM-3216-161T	160	25%	100	0.40	350
WCM-3216-221T	220	25%	100	0.45	300
WCM-3216-261T	260	25%	100	0.50	310
WCM-3216-501T	500	25%	100	0.80	260
WCM-3216-601T	600	25%	100	0.80	260
WCM-3216-102T	1000	25%	100	1.00	250
WCM-3216-222T	2200	25%	100	1.20	200



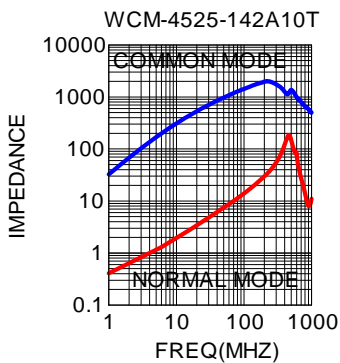
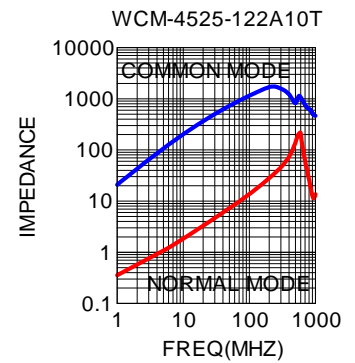
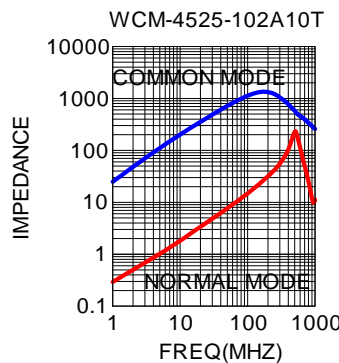
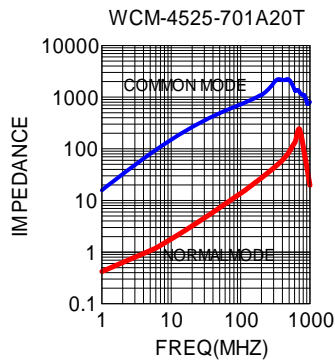
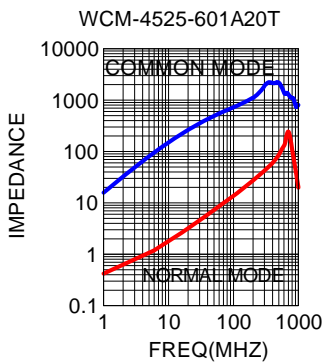
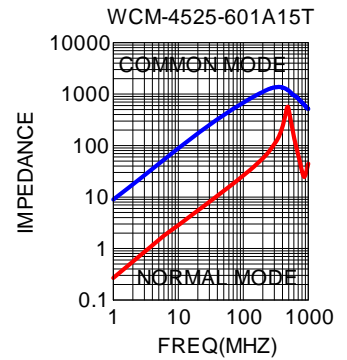
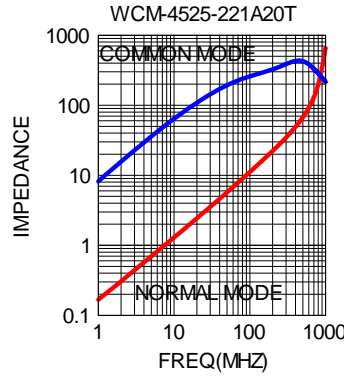
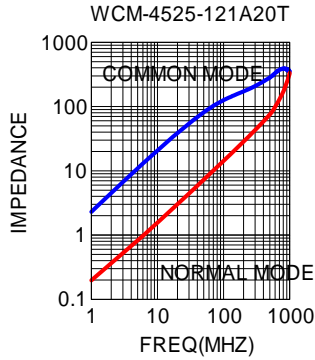
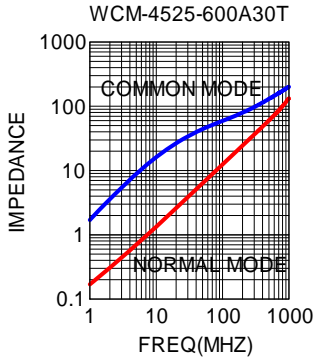
*** Design as Customer's Requested Specifications.**

※All the data listed in this catalogue are for reference only, King Core reserves the right to alter or revise the specifications without prior notification.

COMMON MODE CHOKE → WCM-4525 SERIES

ELECTRICAL CHARACTERISTICS

ORDERING CODE	Impedance (Ω)	Tolerance ±%	Test Frequency (MHz)	DC Resistance (Ω)max	Rated Current (mA)max
WCM-4525-600A30T	60	25%	100	0.10	3000
WCM-4525-121A20T	120	25%	100	0.20	2000
WCM-4525-221A20T	220	25%	100	0.20	2000
WCM-4525-601A15T	600	25%	100	0.30	1500
WCM-4525-601A20T	600	25%	100	0.20	2000
WCM-4525-701A20T	700	25%	100	0.15	2000
WCM-4525-102A10T	1000	25%	100	0.40	1000
WCM-4525-122A10T	1200	25%	100	0.40	1000
WCM-4525-142A10T	1400	25%	100	0.40	1000



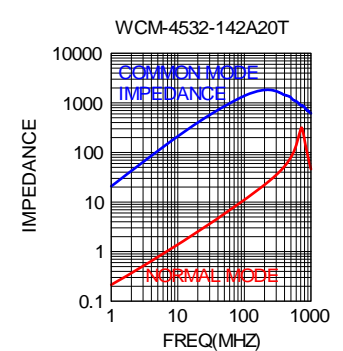
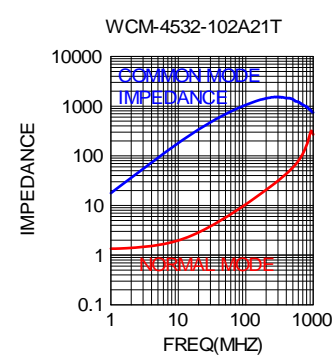
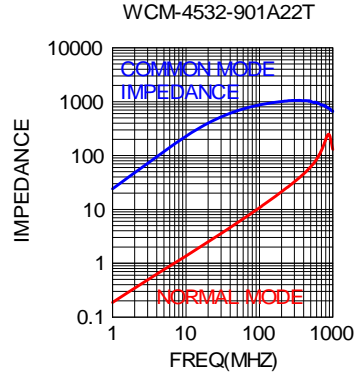
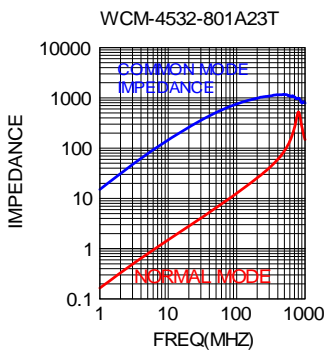
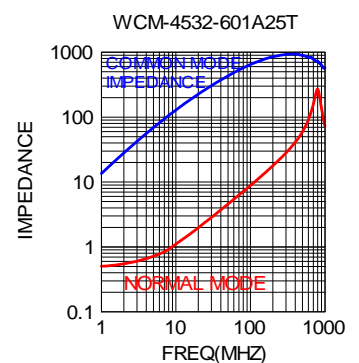
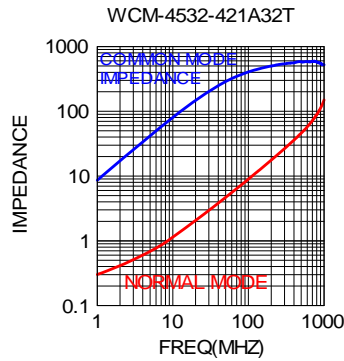
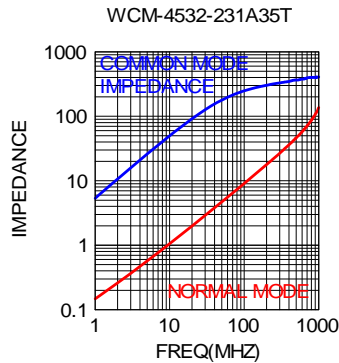
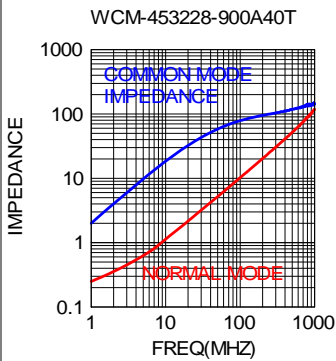
* Design as Customer's Requested Specifications.

※All the data listed in this catalogue are for reference only, King Core reserves the right to alter or revise the specifications without prior notification.

COMMON MODE CHOKE → WCM-4532 SERIES

ELECTRICAL CHARACTERISTICS

ORDERING CODE	Impedance (Ω)	Tolerance ±%	Test Frequency (MHz)	DC Resistance (Ω)max	Rated Current (mA)max
WCM-453228-900A40T	90	25%	100	0.050	4000
WCM-4532-231A35T	230	25%	100	0.051	3500
WCM-4532-421A32T	420	25%	100	0.052	3200
WCM-4532-601A25T	600	25%	100	0.065	2500
WCM-4532-801A23T	800	25%	100	0.100	2300
WCM-4532-901A22T	900	25%	100	0.100	2200
WCM-4532-102A21T	1000	25%	100	0.110	2100
WCM-4532-142A20T	1400	25%	100	0.120	2000



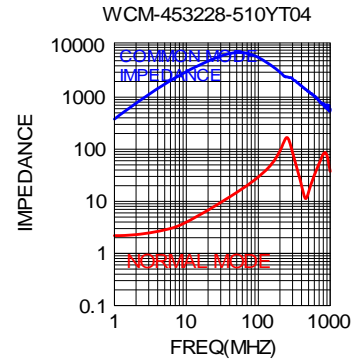
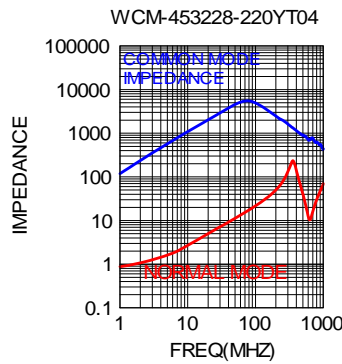
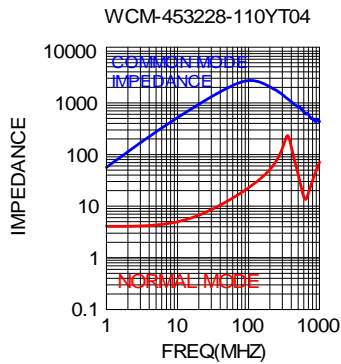
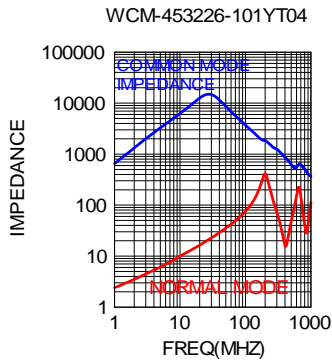
*** Design as Customer's Requested Specifications.**

※All the data listed in this catalogue are for reference only, King Core reserves the right to alter or revise the specifications without prior notification.

COMMON MODE CHOKE → WCM-453228 SERIES

ELECTRICAL CHARACTERISTICS

ORDERING CODE	INDUCTANCE	IMPEDANCE	DC Resistance	Rated Current	Rated Voltage	Insulation Resistance
	(μ H) 100KHz/100mV	(Ω)TYP 10MHz	(Ω) max	(mA) max	V (DC)	
WCM-453226-101YT04	100+50(-30)%	5800	2.0	250	50	10
WCM-453228-110YT04	11+50(-30)%	600	0.6	250	50	10
WCM-453228-220YT04	22+50(-30)%	1200	1.0	200	50	10
WCM-453228-510YT04	51+50(-30)%	2800	1.0	200	50	10



※Operating temperature range : -25 to +85°C (including self-generated heat)

*** Design as Customer's Requested Specifications.**

※All the data listed in this catalogue are for reference only, King Core reserves the right to alter or revise the specifications without prior notification.

X-ON Electronics

Largest Supplier of Electrical and Electronic Components

Click to view similar products for [Common Mode Chokes / Filters](#) category:

Click to view products by [Kingcore](#) manufacturer:

Other Similar products are found below :

[RGCMF1210900H3T](#) [B82722A2102N001](#) [UAL21V07012500](#) [UAL24VR06500CH](#) [UALSC0220G0000](#) [UALSC058000000](#)
[UALSC0580J0000](#) [UALSC1520JH000](#) [UALSU10VR15019](#) [UALSU10VR20010](#) [UALSU16VD30030](#) [UALSU16VD40010](#)
[UALSU9H0305000](#) [UALSU9HF030600](#) [UALSU9HF060300](#) [UALSU9HR050340](#) [UALSU9VD070100](#) [UALSU9VR070170](#) [5701610000](#)
[CM7060M132R-10](#) [UALW21HS200290](#) [UALW21HS072450](#) [UALSU9VD070400](#) [UALSU9V0701000](#) [UALSU9HR030900](#)
[UALSU9HF050500](#) [UALSU9H0701000](#) [UALSU9H0208000](#) [UALSU9H0110000](#) [UALSCF25081300](#) [UALSC0305GS000](#)
[UALSC0120G0000](#) [UAL24VK06450CH](#) [UAL11VL1105000](#) [RN112-3.6-02-0M4](#) [RN114-1.2-02-10M](#) [RN122-0.6-02-47M](#) [RN122-3-02-4M5](#)
[RN142-1-02-33M](#) [RN214-2.5-02-3M3](#) [RN112-2-02-1M0](#) [RN143-6-02-1M8](#) [RN214-0.8-02-27M](#) [RN242-1.4-02-27M](#) [EXC-X4CH120X](#)
[DLW5BTM102TQ2L](#) [CMF16-153131](#) [CMF23H-273141](#) [744252510](#) [B82793C0253N201](#)