


# SPECIFICATION OF WCM SERIES

## FEATURES

Lowprofile and very small size SMD Design,  
Wound Chip constructure with standard 0805  
to 1812 size, with best EMI suppression effect  
but least impact to data signal wave form.



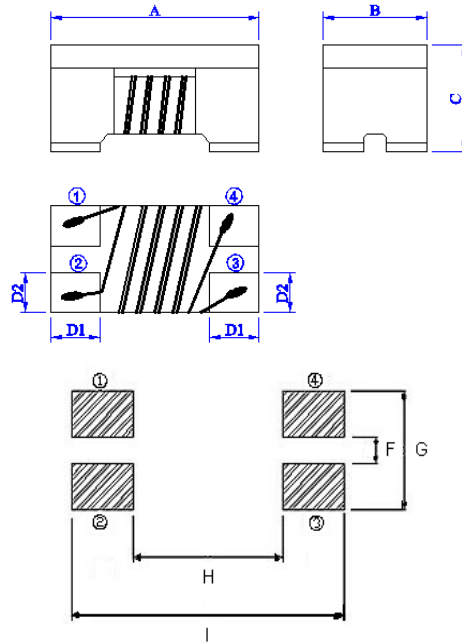
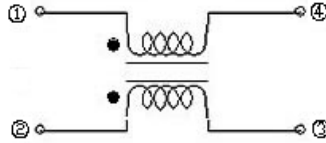
## APPLICATIONS

Preventive measure against high speed signal  
radiation emissions such as USB 2.0,  
IEEE1394 or LAN interface.  
Best for NB, DSC, mobile device design.

## ORDERING CODE

**WCM - 2012 - 900 T**  
(1) (2) (3) (4)

- (1) PRODUCT TYPE CODE
- (2) PRODUCT SIZE CODE
- (3) IMPEDANCE
- (4) TAPING



## APPEARANCE & DIMENSIONS

UNIT:mm (inch)

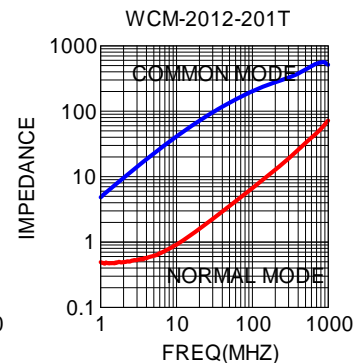
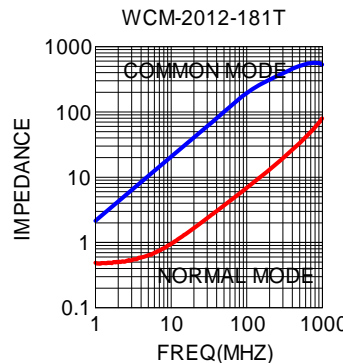
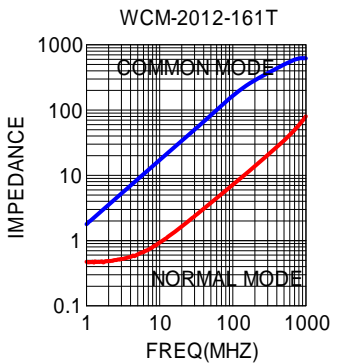
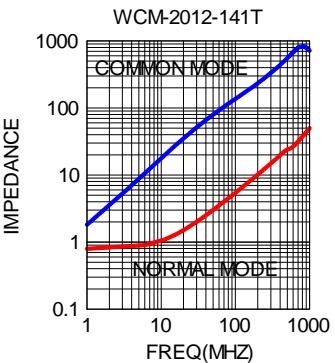
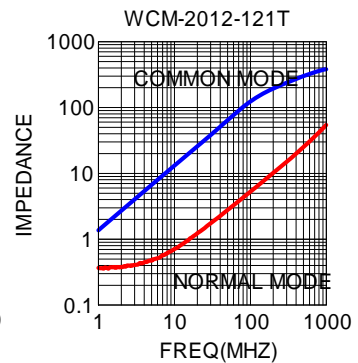
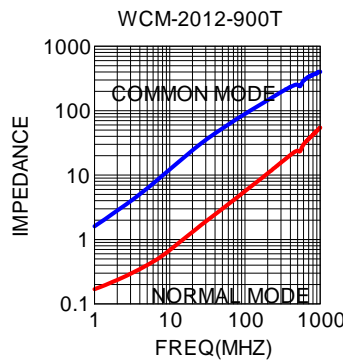
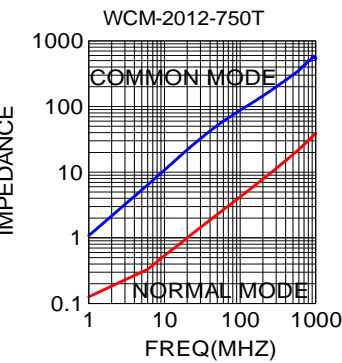
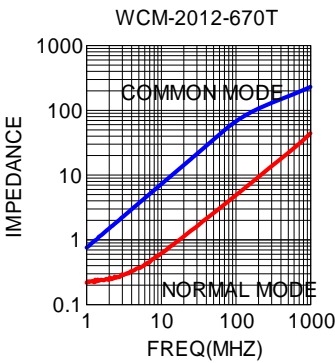
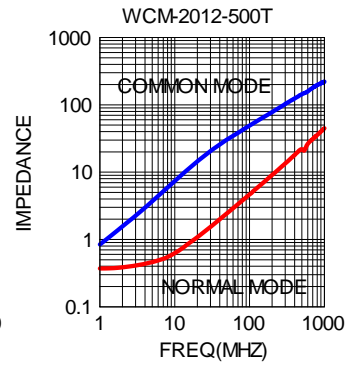
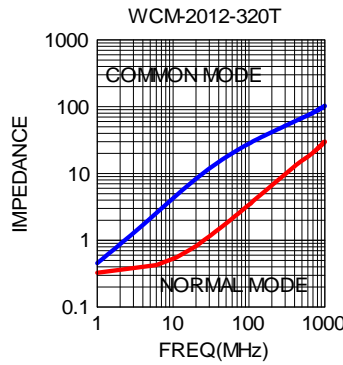
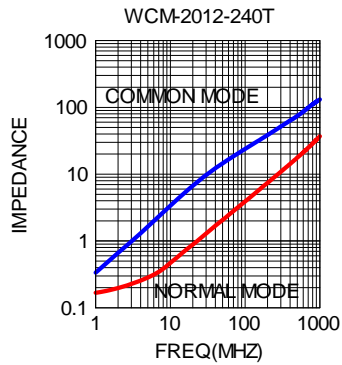
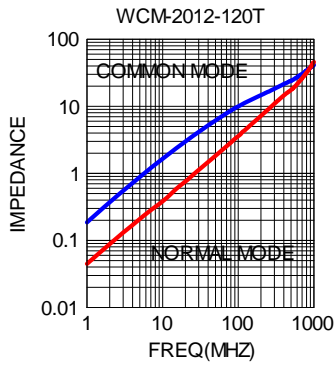
SIZE CODE	A	B	C	D1 TYP	D2 TYP	F TYP	G TYP	H TYP	I TYP		
WCM-2012 (0805)	2.00±0.20 (0.079±0.008)	1.20±0.20 (0.047±0.008)	1.20±0.20 (0.047±0.008)	0.45 (0.018)	0.40 (0.016)	0.40 (0.016)	1.20 (0.047)	0.80 (0.031)	2.60 (0.102)		
WCM-3216 (1206)	3.20±0.20 (0.126±0.008)	1.60±0.20 (0.063±0.008)	2.00±0.20 (0.079±0.008)	0.60 (0.024)	0.60 (0.024)	0.40 (0.016)	1.60 (0.063)	1.60 (0.063)	3.70 (0.146)		
WCM-4525 (1810)	4.80±0.20 (0.189±0.008)	2.80±0.20 (0.110±0.008)	2.20±0.20 (0.087±0.008)	0.75 (0.030)	0.75 (0.030)	0.70 (0.027)	2.70 (0.106)	3.00 (0.118)	5.50 (0.216)		
WCM-4532 (1812)	4.50±0.20 (0.177±0.008)	3.20±0.20 (0.126±0.008)	2.80±0.20 (0.110±0.008)	1.00 (0.039)	1.00 (0.039)	0.40 (0.016)	3.60 (0.141)	2.10 (0.082)	4.90 (0.192)		
WCM-453226 (1812)	4.50±0.20 (0.177±0.008)	3.20±0.20 (0.126±0.008)	2.60±0.20 (0.102±0.008)	1.00 (0.039)	1.00 (0.039)	0.40 (0.016)	3.60 (0.141)	2.10 (0.082)	4.90 (0.192)		
WCM-453228 (1812)	4.50±0.20 (0.177±0.008)	3.20±0.20 (0.126±0.008)	2.80±0.20 (0.110±0.008)	1.00 (0.039)	1.00 (0.039)	0.40 (0.016)	3.60 (0.141)	2.10 (0.082)	4.90 (0.192)		

※All the data listed in this catalogue are for reference only, King Core reserves the right to alter or revise the specifications without prior notification.

# COMMON MODE CHOKE → WCM-2012 SERIES

## ELECTRICAL CHARACTERISTICS

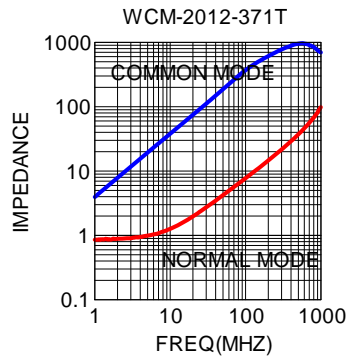
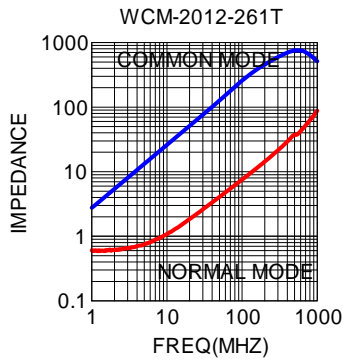
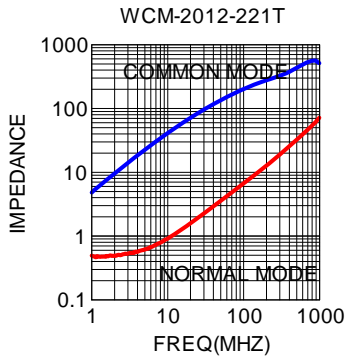
ORDERING CODE	Impedance (Ω)	Tolerance ±%	Test Frequency (MHz)	DC Resistance (Ω)max	Rated Current (mA)max
WCM-2012-120T	12	25%	100	0.20	450
WCM-2012-240T	24	25%	100	0.25	420
WCM-2012-320T	32	25%	100	0.25	400
WCM-2012-500T	50	25%	100	0.25	400
WCM-2012-670T	67	25%	100	0.25	400
WCM-2012-750T	75	25%	100	0.70	280
WCM-2012-900T	90	25%	100	0.30	400
WCM-2012-121T	120	25%	100	0.30	370
WCM-2012-141T	140	25%	100	0.32	360
WCM-2012-161T	160	25%	100	0.35	350
WCM-2012-181T	180	25%	100	0.35	330
WCM-2012-201T	200	25%	100	0.40	300
WCM-2012-221T	220	25%	100	0.40	300
WCM-2012-261T	260	25%	100	0.40	300
WCM-2012-371T	370	25%	100	0.45	280



**\*Design as Customer's Requested Specifications.**

※All the data listed in this catalogue are for reference only, King Core reserves the right to alter or revise the specifications without prior notification.

# COMMON MODE CHOKE → WCM-2012 SERIES



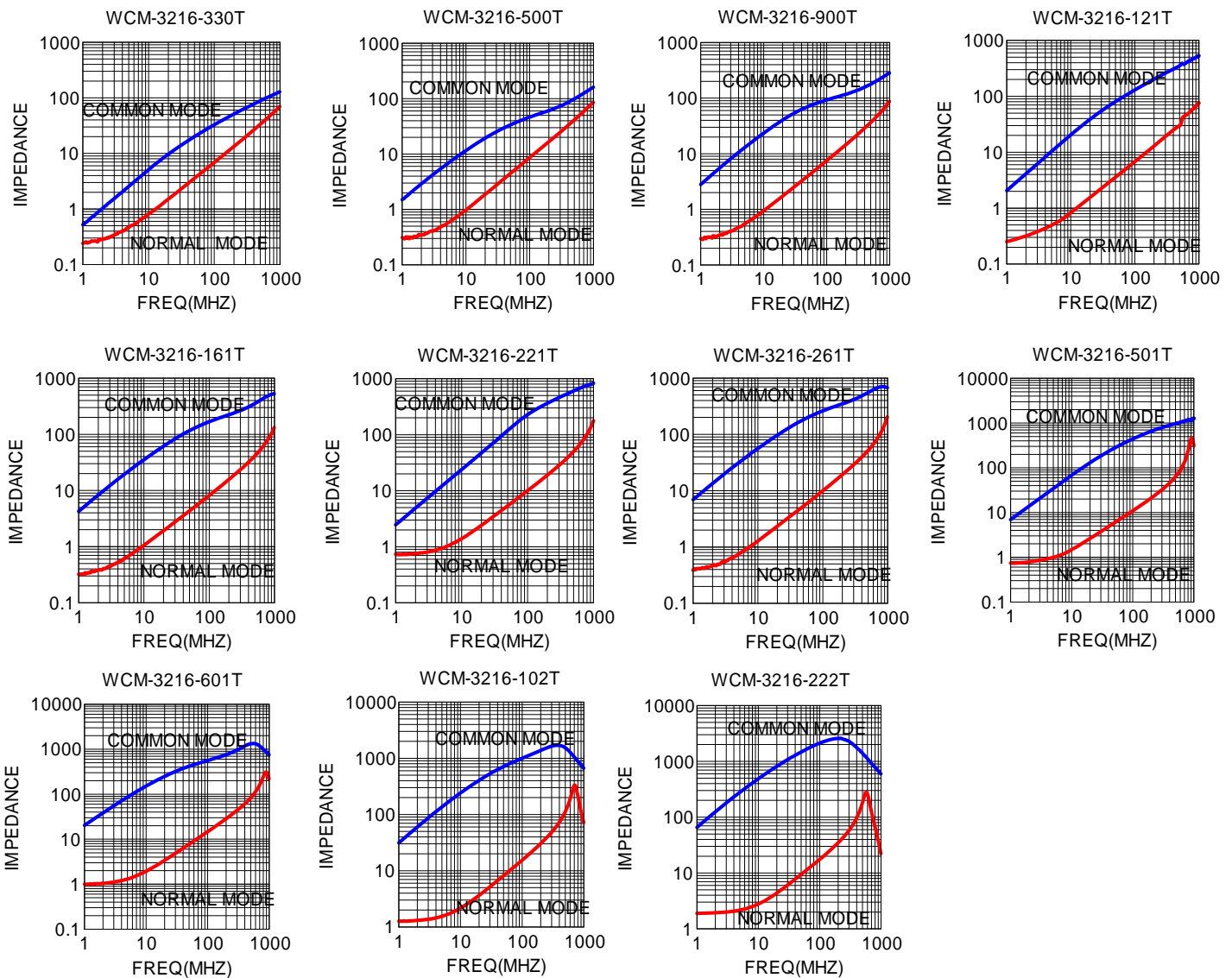
**\*Design as Customer's Requested Specifications.**

※All the data listed in this catalogue are for reference only, King Core reserves the right to alter or revise the specifications without prior notification.

# COMMON MODE CHOKE → WCM-3216 SERIES

## ELECTRICAL CHARACTERISTICS

ORDERING CODE	Impedance ( $\Omega$ )	Tolerance $\pm\%$	Test Frequency (MHz)	DC Resistance ( $\Omega$ )max	Rated Current (mA)max
WCM-3216-330T	33	25%	100	0.20	400
WCM-3216-500T	50	25%	100	0.25	400
WCM-3216-900T	90	25%	100	0.30	400
WCM-3216-121T	120	25%	100	0.30	400
WCM-3216-161T	160	25%	100	0.40	350
WCM-3216-221T	220	25%	100	0.45	300
WCM-3216-261T	260	25%	100	0.50	310
WCM-3216-501T	500	25%	100	0.80	260
WCM-3216-601T	600	25%	100	0.80	260
WCM-3216-102T	1000	25%	100	1.00	250
WCM-3216-222T	2200	25%	100	1.20	200



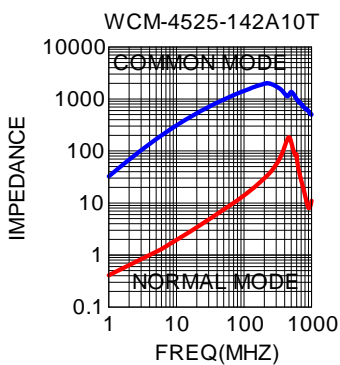
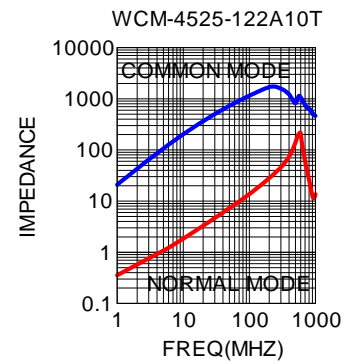
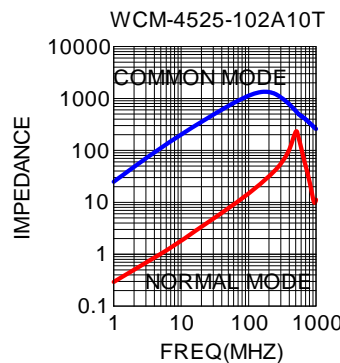
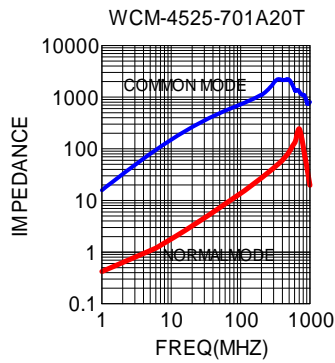
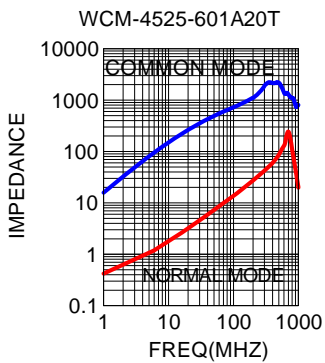
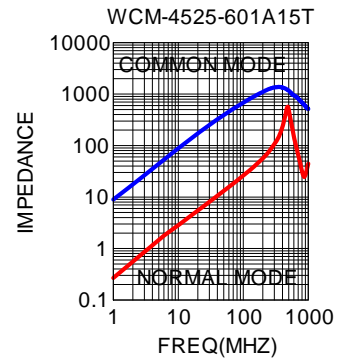
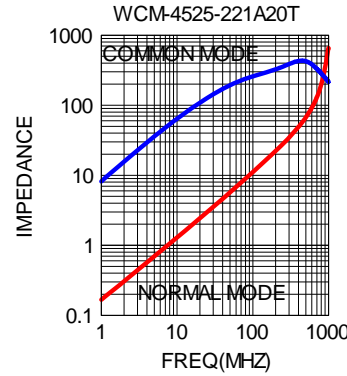
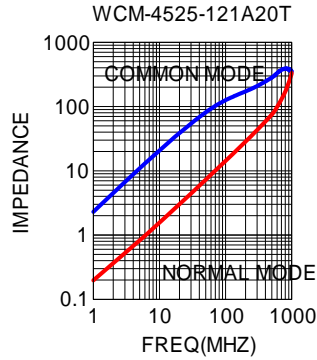
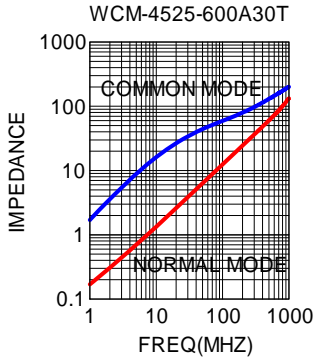
**\* Design as Customer's Requested Specifications.**

※All the data listed in this catalogue are for reference only, King Core reserves the right to alter or revise the specifications without prior notification.

# COMMON MODE CHOKE → WCM-4525 SERIES

## ELECTRICAL CHARACTERISTICS

ORDERING CODE	Impedance ( $\Omega$ )	Tolerance $\pm\%$	Test Frequency (MHz)	DC Resistance ( $\Omega$ )max	Rated Current (mA)max
WCM-4525-600A30T	60	25%	100	0.10	3000
WCM-4525-121A20T	120	25%	100	0.20	2000
WCM-4525-221A20T	220	25%	100	0.20	2000
WCM-4525-601A15T	600	25%	100	0.30	1500
WCM-4525-601A20T	600	25%	100	0.20	2000
WCM-4525-701A20T	700	25%	100	0.15	2000
WCM-4525-102A10T	1000	25%	100	0.40	1000
WCM-4525-122A10T	1200	25%	100	0.40	1000
WCM-4525-142A10T	1400	25%	100	0.40	1000



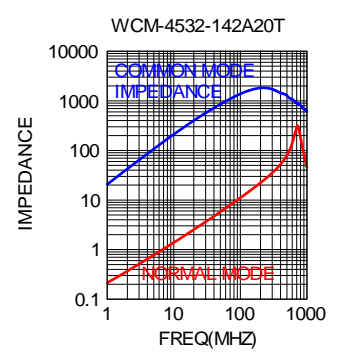
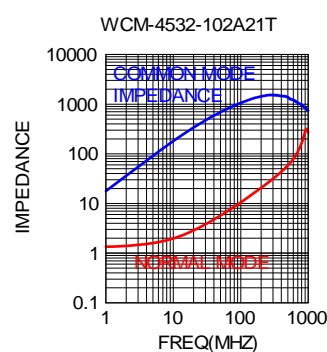
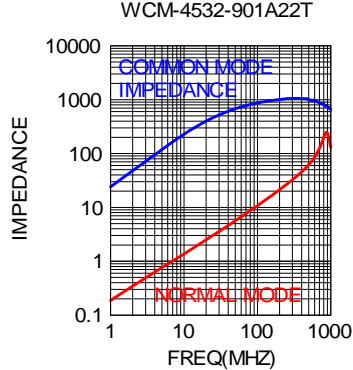
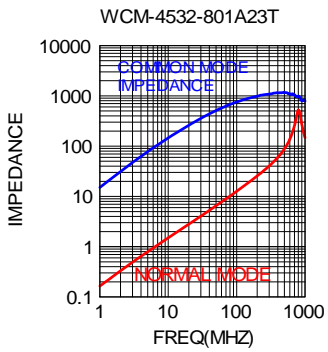
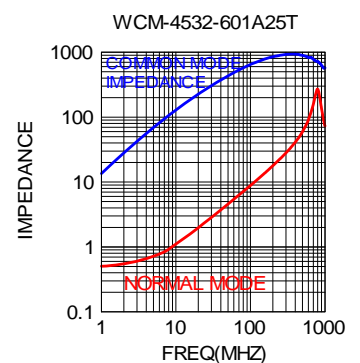
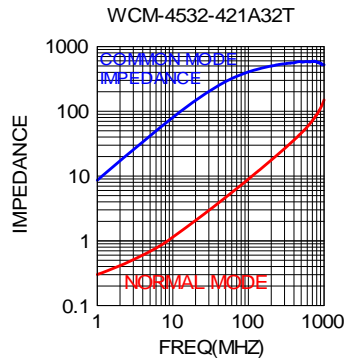
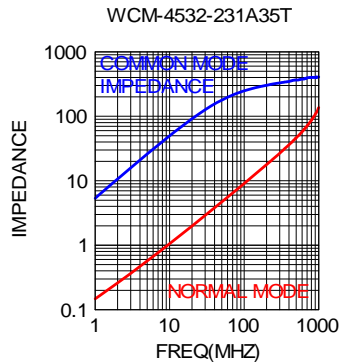
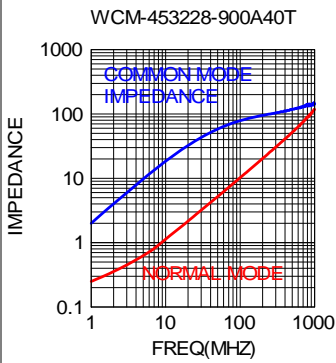
\* Design as Customer's Requested Specifications.

※All the data listed in this catalogue are for reference only, King Core reserves the right to alter or revise the specifications without prior notification.

# COMMON MODE CHOKE → WCM-4532 SERIES

## ELECTRICAL CHARACTERISTICS

ORDERING CODE	Impedance (Ω)	Tolerance ±%	Test Frequency (MHz)	DC Resistance (Ω)max	Rated Current (mA)max
WCM-453228-900A40T	90	25%	100	0.050	4000
WCM-4532-231A35T	230	25%	100	0.051	3500
WCM-4532-421A32T	420	25%	100	0.052	3200
WCM-4532-601A25T	600	25%	100	0.065	2500
WCM-4532-801A23T	800	25%	100	0.100	2300
WCM-4532-901A22T	900	25%	100	0.100	2200
WCM-4532-102A21T	1000	25%	100	0.110	2100
WCM-4532-142A20T	1400	25%	100	0.120	2000



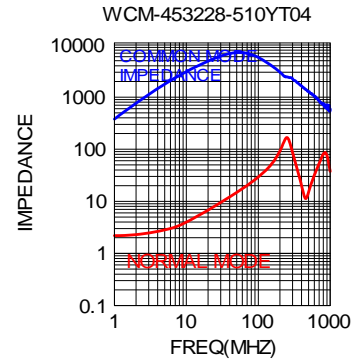
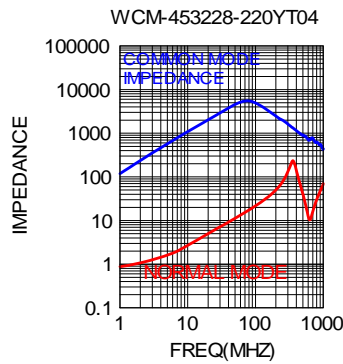
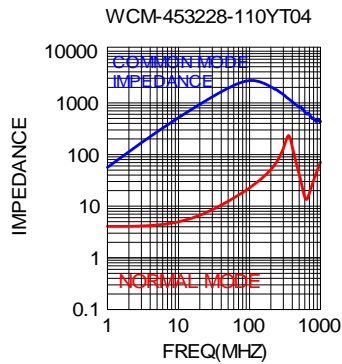
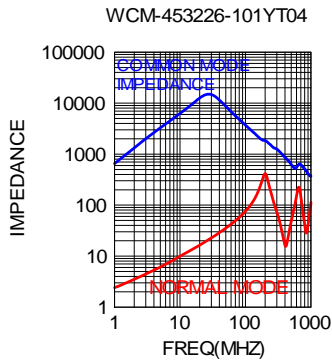
**\* Design as Customer's Requested Specifications.**

※All the data listed in this catalogue are for reference only, King Core reserves the right to alter or revise the specifications without prior notification.

# COMMON MODE CHOKE → WCM-453228 SERIES

## ELECTRICAL CHARACTERISTICS

ORDERING CODE	INDUCTANCE	IMPEDANCE	DC Resistance	Rated Current	Rated Voltage	Insulation Resistance
	( $\mu$ H) 100KHz/100mV	( $\Omega$ )TYP 10MHz	( $\Omega$ ) max	(mA) max	V (DC)	
WCM-453226-101YT04	100+50(-30)%	5800	2.0	250	50	10
WCM-453228-110YT04	11+50(-30)%	600	0.6	250	50	10
WCM-453228-220YT04	22+50(-30)%	1200	1.0	200	50	10
WCM-453228-510YT04	51+50(-30)%	2800	1.0	200	50	10



※Operating temperature range : -25 to +85°C (including self-generated heat)

**\* Design as Customer's Requested Specifications.**

※All the data listed in this catalogue are for reference only, King Core reserves the right to alter or revise the specifications without prior notification.

## X-ON Electronics

Largest Supplier of Electrical and Electronic Components

*Click to view similar products for [Common Mode Chokes / Filters](#) category:*

*Click to view products by [Kingcore](#) manufacturer:*

Other Similar products are found below :

[RGCMF1210900H3T](#) [B82722A2102N001](#) [UAL21V07012500](#) [UAL24VR06500CH](#) [UALSC0220G0000](#) [UALSC058000000](#)  
[UALSC0580J0000](#) [UALSC1520JH000](#) [UALSU10VR15019](#) [UALSU10VR20010](#) [UALSU16VD30030](#) [UALSU16VD40010](#)  
[UALSU9H0305000](#) [UALSU9HF030600](#) [UALSU9HF060300](#) [UALSU9HR050340](#) [UALSU9VD070100](#) [UALSU9VR070170](#) [5701610000](#)  
[CM7060M132R-10](#) [UALW21HS200290](#) [UALW21HS072450](#) [UALSU9VD070400](#) [UALSU9V0701000](#) [UALSU9HR030900](#)  
[UALSU9HF050500](#) [UALSU9H0701000](#) [UALSU9H0208000](#) [UALSU9H0110000](#) [UALSCF25081300](#) [UALSC0305GS000](#)  
[UALSC0120G0000](#) [UAL24VK06450CH](#) [UAL11VL1105000](#) [RN112-3.6-02-0M4](#) [RN114-1.2-02-10M](#) [RN122-0.6-02-47M](#) [RN122-3-02-4M5](#)  
[RN142-1-02-33M](#) [RN214-2.5-02-3M3](#) [RN112-2-02-1M0](#) [RN143-6-02-1M8](#) [RN214-0.8-02-27M](#) [RN242-1.4-02-27M](#) [EXC-X4CH120X](#)  
[DLW5BTM102TQ2L](#) [CMF16-153131](#) [CMF23H-273141](#) [744252510](#) [B82793C0253N201](#)