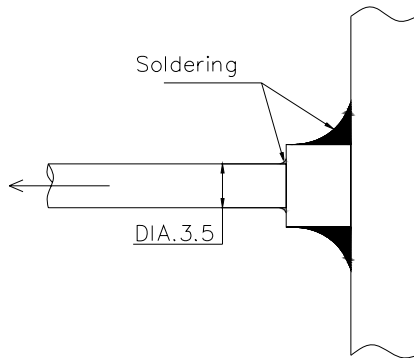


	Product specification	DOC. No.: 651-0163-01	Rev.: C	Page: 2/6
	P/N: KH-252515-G2.1	Approved/Date Henry 06/01/18'	Approved/Date Henry 06/01/18'	Initiated/Date SAM 06/01/18'

4 · Mechanical Characteristics

- 4.1 Contact Retention Force 3.4N~4.5N
- 4.2 Mating Force 30N or less
- 4.3 Unmating Force 5N~40N
- 4.4 Mechanical Durability 500 Cycles
- 4.5 Adhered Force of Solder 50N

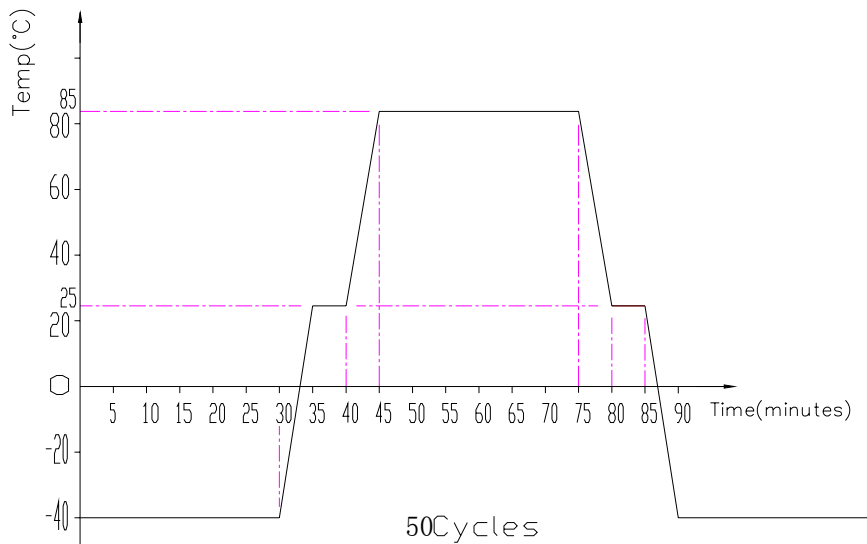
4.5.1 Test method:



- 4.6 Shock Acceleration: 750m/s² (peak-to-peak). Period: 6m sec. Waveform: Half-sine.
- 4.7 Vibration Frequency Range:10Hz~30Hz Amplitude: 3mm.

5 · Environmental Characteristics

5.1 High Temperature Cycling



- 5.2 Humidity, Steady State: Temperature: 60°C Humidity: 95% RH Period: 96 hours
- 5.3 Salt Spray Temperature: 35°C Solution Conduction: 5% , Period: 48 hours

P/N:

KH-252515-G2.1

Approved/Date

Henry
06/01/18'

Approved/Date

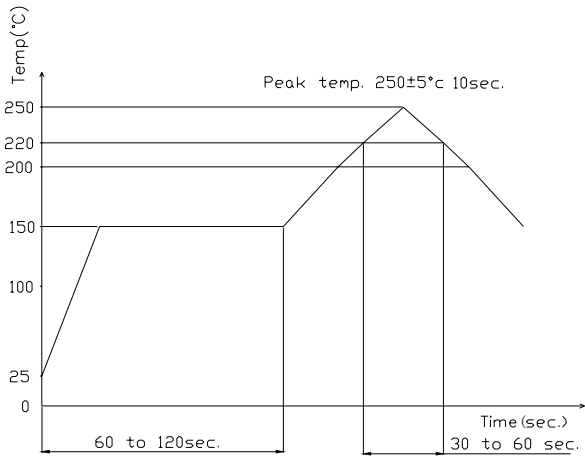
Henry
06/01/18'

Initiated/Date

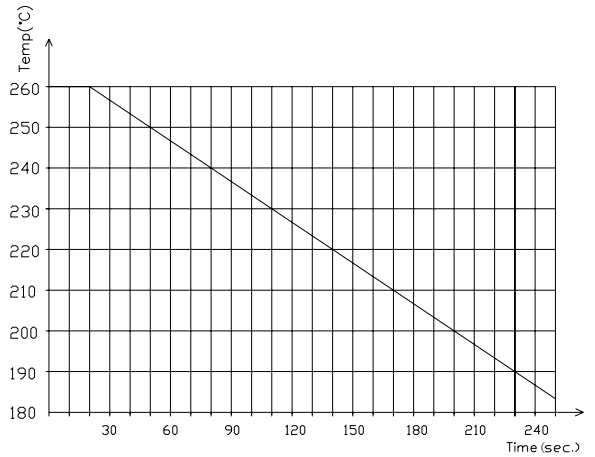
SAM
06/01/18'

6、SMT Soldering Condition

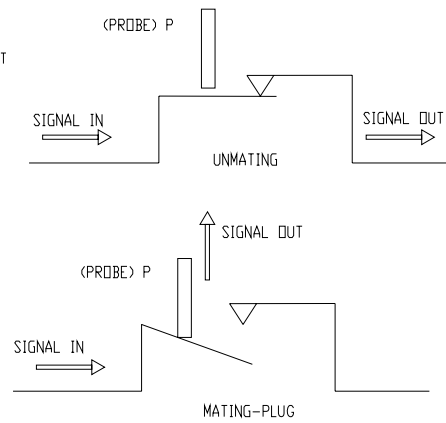
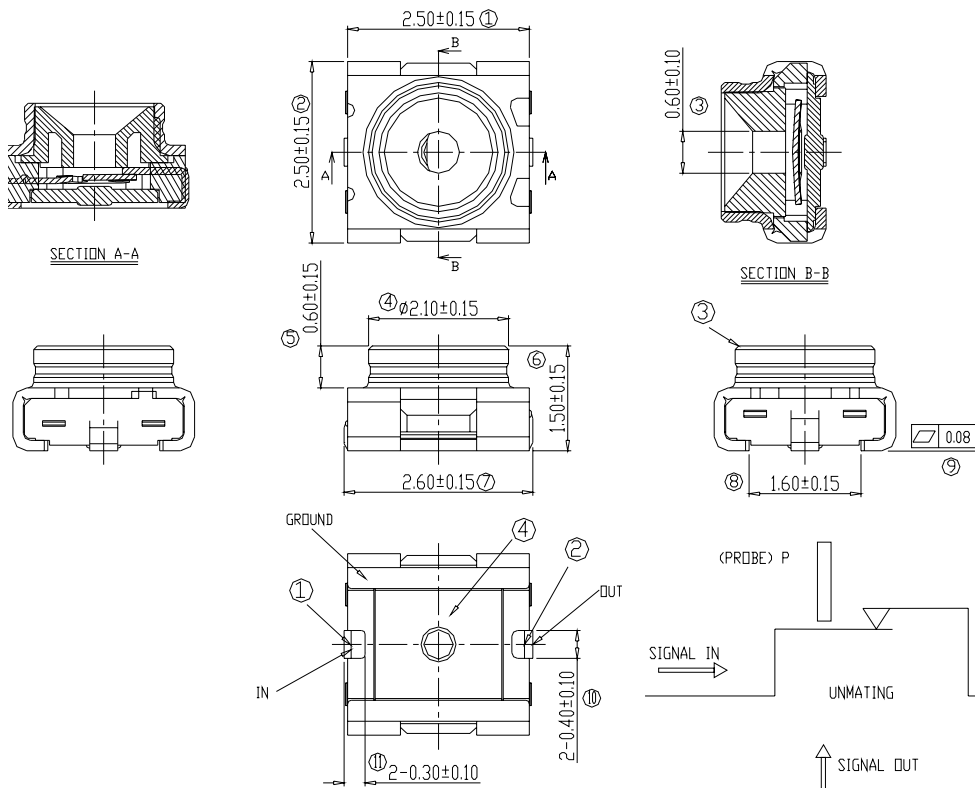
6.1 Recommended IR Temperature & Time Curve



6.2 IR Extreme Temperature & Time Curve



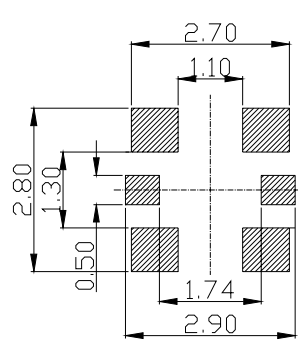
7、Profile Dimensions



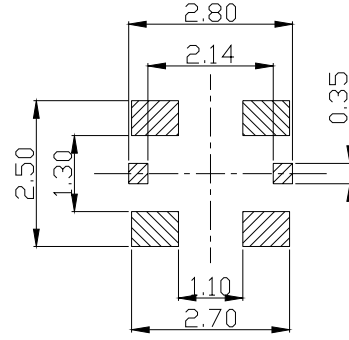
4	Case	Engineering plastic	None	1
3	Outer terminal	Copper Alloy	Ag 40u"/Ni 50u"	1
2	Output terminal(R)	Copper Alloy	Au 5u"/Ni 50u"	1
1	Input terminal(C)	Stainless Steel	Au 5u"/Ni 50u"	1
No.	Part Name	Material	Finish	Q'ty

	Product specification	DOC. No.: 651-0163-01	Rev.: C	Page: 4/6
	P/N: KH-252515-G2.1	Approved/Date Henry 06/01/18'	Approved/Date Henry 06/01/18'	Initiated/Date SAM 06/01/18'

8、Printed Circuit Board (PCB) Pad



Recommend PCB Layout
General Tolerance: $\pm 0.05\text{mm}$

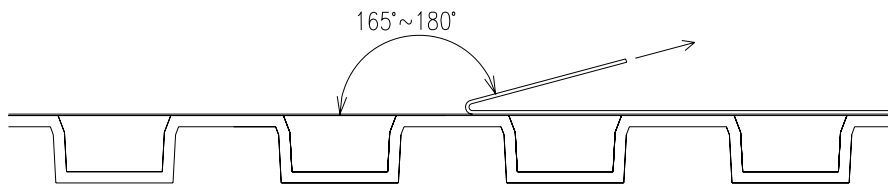


The standard solder stencil mask pattern
(Mask thickness 0.12mm)

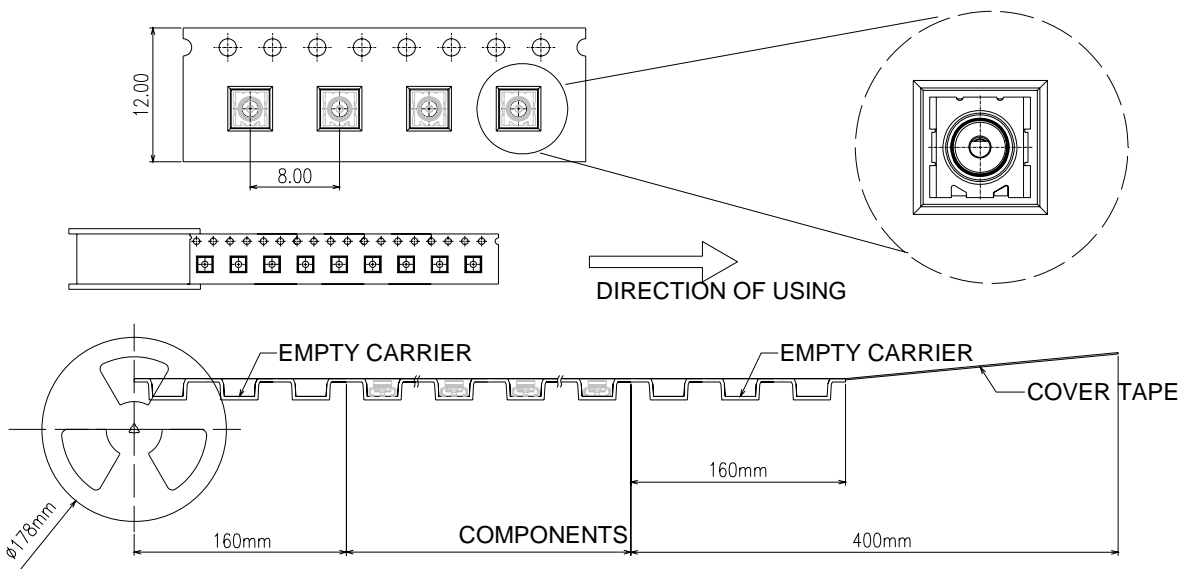
9、Package Specification

9.1 Peeling off Force of Cover Tape

When cover tape is peeled off as in right figure by a speed of 300mm/minute. The peeling off force should be 1.3N maximum.



9.2 THE WAY OF PACKAGE : TAPE PACKING, 1000Pcs/REEL ($\Phi 178\text{mm}$)



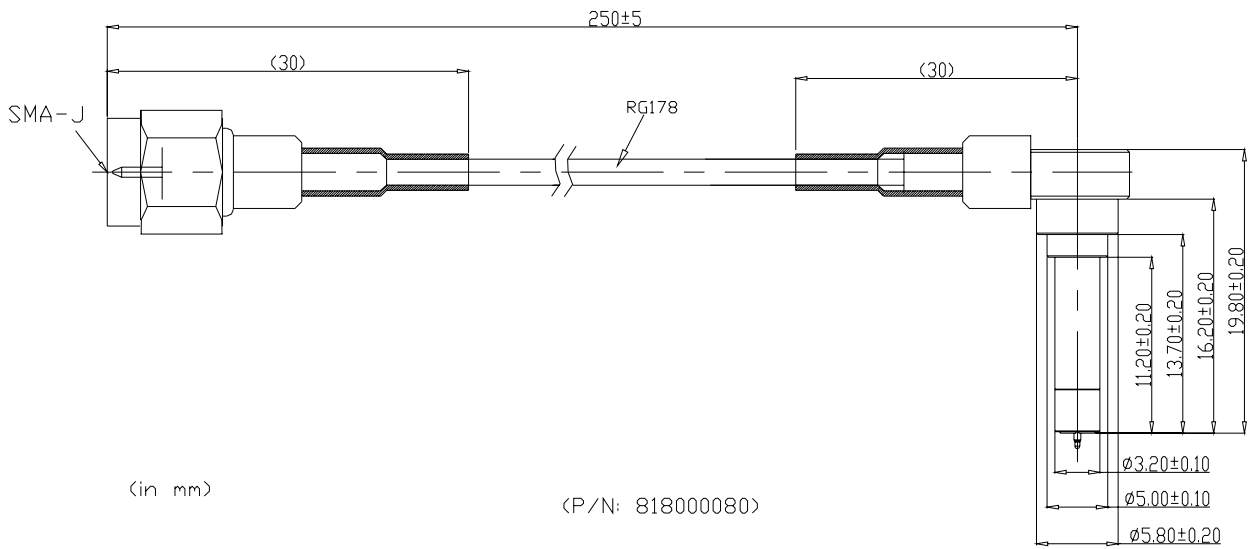
10、Storage Conditions

Temperature: $-10\sim+40\text{ }^{\circ}\text{C}$
Relative Humidity: 15~85 % RH
Life: Half year.

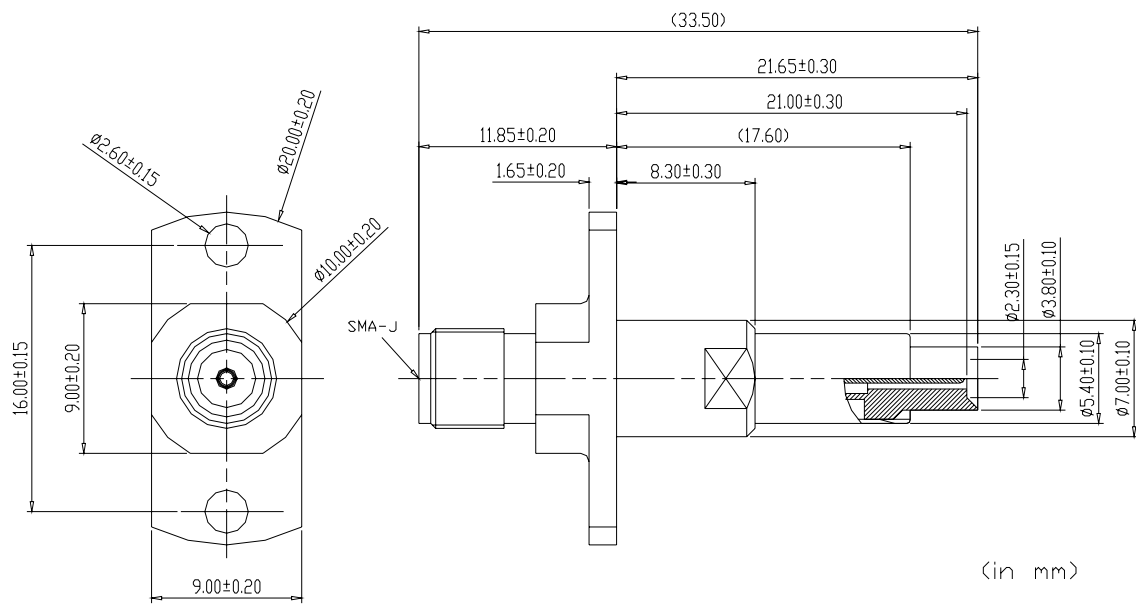
	Product specification	DOC. No.: 651-0163-01	Rev.: C	Page: 5/6
	P/N: KH-252515-G2.1	Approved/Date Henry 06/01/18'	Approved/Date Henry 06/01/18'	Initiated/Date SAM 06/01/18'

11 · Accessories for Tests

Type I :



Type II :



	Product specification	DOC. No.: 651-0163-01			Rev.: C		Page: 6/6	
	P/N:	Approved/Date		Approved/Date		Initiated/Date		
	KH-252515-G2.1	Henry 06/01/18'		Henry 06/01/18'		SAM 06/01/18'		

12、Test Plan

ITEMS		Test Group									
Test NO.	Test Items	A	B	C	D	E	F	G	H	I	J
3.1	Insulation Resistance	1		1, 5							
3.2	Withstanding Voltage	2		2, 6							
3.3	Contact Resistance	3, 12	1, 4		1, 3						
3.4	VSWR	4, 13									
3.5	Insulation	5, 14									
3.6	Insertion Loss	6, 15									
4.2	Insertion Force	7, 10									
4.3	Unmating Force	8, 11									
4.4	Mechanical Durability	9									
4.5	Adhered Force of Solder					1					
4.6	Shock		2								
4.7	Vibration		3								
5.1	High Temperature Cycling			3							
5.2	Humidity			4							
5.3	Salt Spray				2						
The least quantity of the Specimens.		5	5	5	5	5	5	5			

X-ON Electronics

Largest Supplier of Electrical and Electronic Components

Click to view similar products for [RF Connectors / Coaxial Connectors](#) category:

Click to view products by [Kinghelm](#) manufacturer:

Other Similar products are found below :

[8915-1511-000](#) [89674-0827](#) [6001-7071-019](#) [6002-7051-003](#) [6059674-1](#) [619550-1](#) [630059-000](#) [M39012/25-3026](#) [M39030/3-01N](#) [6501-1071-002](#) [6769](#) [7002-1541-010](#) [7003-1542-011](#) [7004-1512-000](#) [7009-1511-004](#) [7029-1511-060](#) [7101-1541-010](#) [7101-1571-002](#) [7105-1521-002](#) [7203-1571-003](#) [7209-1511-011](#) [7210-1511-015](#) [7210-1511-040](#) [7242-1511-000](#) [73216-2241](#) [73404-2300](#) [7405-1521-005](#) [7405-1521-802](#) [7406-1521-005](#) [8527](#) [8547](#) [FS11V](#) [877931](#) [8808-1511-001](#) [9049-9513-000](#) [9074-9513-000](#) [910A205F](#) [PL40-36](#) [PL40-5](#) [PL71-9](#) [980-8666-005](#) [1200690078](#) [1-201144-1](#) [120919](#) [R107003010W](#) [R110A172100](#) [R112186000](#) [R113053000W](#) [R113081000](#) [R113082097](#)