

KL354N

SOP4 PHOTO TRANSISTOR

SOP4晶体管光耦



* 本文件中包含的信息反映了具有代表性的使用场景，仅供技术参考。

The information contained in this document reflects representative usage scenarios and is intended for technical reference only.

* 本文件中提到的产品型号和规格如有更改或改进，恕不另行通知。在生产使用之前，客户应参考产品规格书的最新数据表。

Product models and specifications mentioned in this document are subject to change or improvement without notice. Customers should refer to the latest data sheets in the product specifications prior to production use.

* 在使用本文件中引用的产品时，请确保产品在数据手册中规定的环境和电气限制范围内运行。如果客户使用超过指定的限制，晶台将不会对任何后续问题负责。

When using the products referenced in this document, ensure that the products are operated within the environmental and electrical limits specified in the data sheet. If the customer uses the product beyond the specified limits, Kinglight will not be responsible for any subsequent problems.

* 本文件中的信息适用于电子元器件应用中的典型用法。如有任何特殊用途，请向晶台咨询，以获得进一步的帮助。

The information in this document applies to typical use in electronic component applications. For special applications, please contact Kinglight for further assistance.

* 未经晶台允许，不得复制或转载本文件的内容和信息。对于最新的信息，请参考官方网站 [Http://www.kinglight-OC.com](http://www.kinglight-OC.com)。

The contents and information in this document may not be copied or reproduced without the permission of Kinglight. For the latest information, please visit the official website [Http://www.kinglight-OC.com](http://www.kinglight-OC.com).

1. 产品特点 Product features

- 电流转换率(Current transfer ratio)
CTR: Min. 20% at $I_F = \pm 1\text{mA}$, $V_{CE} = 5\text{V}$
- 无卤素 (溴<900ppm, 氯<900ppm, 溴+氯<1500ppm)
Halogens free (Br < 900 ppm, Cl < 900 ppm, Br+ Cl < 1500 ppm)
- 输入与输出高隔离电压($V_{iso}=3750\text{Vrms}$)
High isolation voltage between inputs and output ($V_{iso}=3750\text{Vrms}$)
- 紧凑型小外型包装
Compact small outline package
- 符合欧盟 REACH 法规 Compliance with EU REACH
- 无 Pb 且符合 ROHS 标准 Pb free and compliant with RoHS standards
- 安全审批 Safety approval
CQC认证已批准 (编号:CQC23001408001) CQC approved (No:CQC23001408001)
UL认证已批准 (编号:UL-CA-2340753-0) UL approved (No:UL-CA-2340753-0)

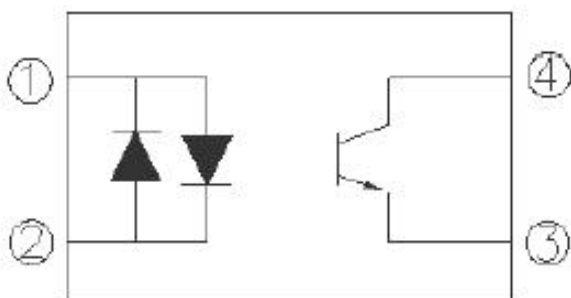
2. 产品描述 Product Description

- KL354N系列由两个红外发射二极管组成，以逆平行连接，光耦合到一个光电晶体管构成光耦合器
KL354N series of devices each consist of two infrared emitting diode ,connected in inverse parallel, optically coupled to a phototransistor detector
- 它们采用4引脚小外形封装方式
Packaged in a 4-pin small outline package

3. 产品应用 Product Applications

- 可编程式控制器 Programmable controllers
- 交流线路检测器 AC line monitor
- 电话线路接口 Telephone line interface
- 未知极性直流传感器 Unknown polarity DC sensor

4. 功能图 Functional Diagram



引脚配置 Pin Configuration

1. 阳极/阴极 Anode/Cathode
2. 阴极/阳极 Cathode/Anode
3. 发射极 Emitter
4. 集电极 Collector

5. 光电特性 Electrical-Optical characteristics

• 最大限度额定值(温度=25°C) Absolute Maximum Ratings(Ta=25°C)

参数 Parameter		符号 Symbol	额定值 Rated Value	单位 Unit
输入 Input	正向电流 Forward current	I_F	±50	mA
	峰值正向电流(1us脉冲) Peak forward current (1us pulse)	I_{FP}	1	A
	功率 Power dissipation 减额系数(Ta=90°C) Derating factor (above Ta=90°C)	P_D	70	mW
输出 Output	集电极与发射极间电压 Collector-Emitter Voltage	V_{CEO}	80	V
	发射极与集电极间电压 Emitter-Collector Voltage	V_{ECO}	6	V
	功率 Power dissipation 减额系数(Ta=70°C) Derating factor (above Ta=70°C)	P_C	150 3.7	mW mW/°C
总消耗功率 Total Consume Power		P_{TOT}	200	mW
隔离电压 (*1) Isolation Voltage*1		V_{ISO}	3750	Vrms
工作温度 Operating temperature		T_{OPR}	-55 ~ +100	°C
储存温度 Storage temperature		T_{STG}	-55 ~ +125	°C
焊接温度 (*2) Soldering temperature*2		T_{SOL}	260	°C

附注(Notes):

1* 交流电源1分钟内, 相对湿度在40~60%RH环境下, 隔离电压测试时, 1&2脚短路一起, 3&4脚短路一起
AC for 1 minute, R.H.= 40 ~ 60% R.H. In this test, pins 1&2are shorted together, and pins 3&4 are shorted together.

2* 焊接时间为10秒 Soldering time is 10 seconds

6. 电气特性(Ta=25°C,除非另有规定)

Electrical Characteristics(Ta=25°C unless specified otherwise)

参数 Parameter		符号 Symbol	最小值 Min.	规格值 Typ.	最大值 Max.	单位 Unit	条件 Condition
输入 Input	正向电压 Forward voltage	V_F	-	1.2	1.4	V	$I_F = \pm 20\text{mA}$
	输入电容 Input capacitance	C_{In}	-	50	250	pF	$V=0, f=1\text{kHz}$
输出 Output	集电极与发射极间暗电流 Collector-Emitter dark current	I_{CEO}	-	-	100	nA	$V_{CE}=20\text{V}$ $I_F=0\text{mA}$
	集电极与发射极间击穿电压 Collector-Emitter breakdown voltage	V_{CEO}	80	-	-	V	$I_C=0.1\text{mA}$ $I_F=0\text{mA}$
	发射极与集电极间击穿电压 Emitter-Collector breakdown voltage	V_{ECO}	7	-	-	V	$I_E=0.1\text{mA}$ $I_F=0\text{mA}$
传输特性 Transfer Characteristics	集电极与发射极间饱和电压 Collector-Emitter saturation voltage	$V_{CE(sat)}$	-	0.1	0.2	V	$I_F = \pm 20\text{mA}$ $I_C = 1\text{mA}$
	KL354N 电流传输比 Current transfer ratio	CTR	20	-	300	%	$I_F = \pm 1\text{mA}$ $V_{CE} = 5\text{V}$
	KL354NA 电流传输比 Current transfer ratio		50	-	150		
	KL354NB 电流传输比 Current transfer ratio		80	-	300		
	隔离电阻 Isolation resistance	R_{IO}	5×10^{10}	10^{11}	-	Ω	$V_{IO} = 500\text{Vdc}$ 40~60% R.H.
	浮动电容 Floating capacitance	C_{IO}	-	0.6	1.0	pF	$V_{IO} = 0, f = 1\text{MHz}$
	截止频率 Cut-off frequency	f_c	-	80	-	kHz	$V_{CE} = 5\text{V}$, $I_C = 2\text{mA}$ $R_L = 100\Omega, -3\text{dB}$
	上升时间 Rise time	t_r	-	-	18	μs	$V_{CE} = 2\text{V}$, $I_C = 2\text{mA}$, $R_L = 100\Omega$
	下降时间 Fall time	t_f	-	-	18	μs	

• 温度Ta=25°C下规格值 Typical values at Ta = 25°

7. 可靠性试验 Reliability Test

序号 NO.	试验项目 Test Items	参考标准 Reference	试验条件 Test conditions	试验过程 Test process	试验数 Qty.(pcs)	允收水准 LTPD
1	温度循环 TC	JESD22-A104C	H:125±5°C 15min J5min L:-55±5°C 15min	300cycle	45	0/45
2	高温操作寿命 HTOL	JESD22-A108C	HTOL@110±5°C I _F =10mA I _C =10mA	168、500、 1000hrs	45	0/45
3	高温反向偏压 HTRB	JESD22-A108C	HTRB@125±5°C V _{ce} =60V	168、500、 1000hrs	45	0/45
4	温湿度反向偏 压寿命试验 H3TRB	JESD22-A101- B	H3TRB@ 85±5°C、 85±5%RH V _{ce} =60V	168、500、 1000hrs	45	0/45
5	压力锅 Autoclave	JESD22-A102- C	T _a =121±5°C, 100±5%RH, 2atm	96hrs	45	0/45
6	高温储存 HTS	JESD22-A103C	HTS@125±5°C	168、500、 1000hrs	45	0/45
7	低温储存 LTS	JESD22-A119	LTS@-55±5°C	168、500、 1000hrs	45	0/45
8	耐锡热试验 RSH	JESD22-B106C	RSH@260±5°C	10sec*3times	45	0/45
9	可焊性 SD	JESD22-B102D	Pb-free@ 245±5°C	3sec*1times	22	0/22
备注 Remarks	<p>以上试验项目如与客户试验要求存在差异或者特殊客户特殊要求的,可根据实际情况按照客户的要求进行试 作,客户未要求依我司试验标准试作,不同产品使用不同电流进行测试</p> <p>All the tests should be performed according to customers' actual requirements, while difference of test standard or special requirements exist. Otherwise, all the tests are performed according to the standard listed above. Different current is applied to the tests of different product models</p>					

8. 特性曲线 Characteristic Curves

图1 正向电流与正向电压的关系

Fig.1 Forward Current vs Forward Voltage

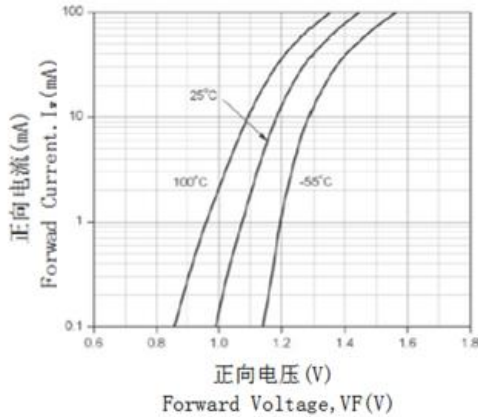


图3 电流转换比 vs正向电流曲线图

Fig.3 Current Conversion Ratio vs Forward Current Curve

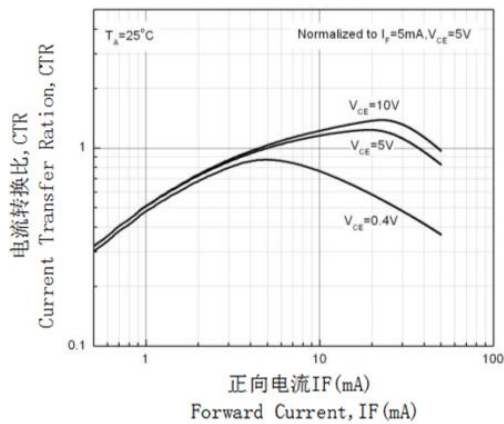


图5 集电极电流 vs 集电极-发射电压曲线图

Fig.5 Collector Current vs Collector-Emission Voltage

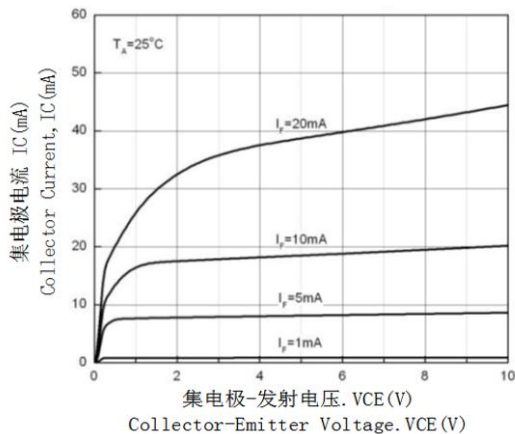


图2 集电极电流vs正向电流曲线图

Fig.2 Normalized Collector Current vs Forward Current

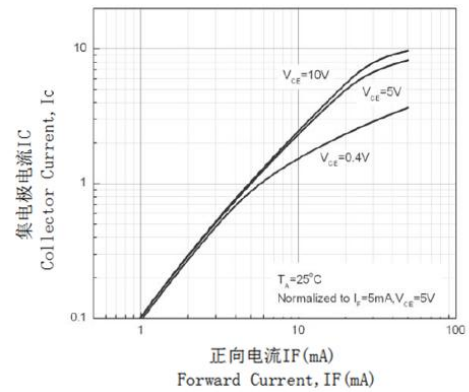


图4 集电极电流 vs环境温度曲线图

Fig.4 Collector Current vs Ambient Temperature

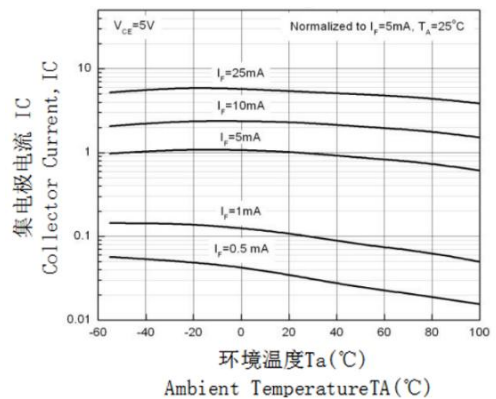


图6 集电极电流 vs 集电极-发射电压曲线图

Fig.6 Collector Current vs Collector-Emission Voltage

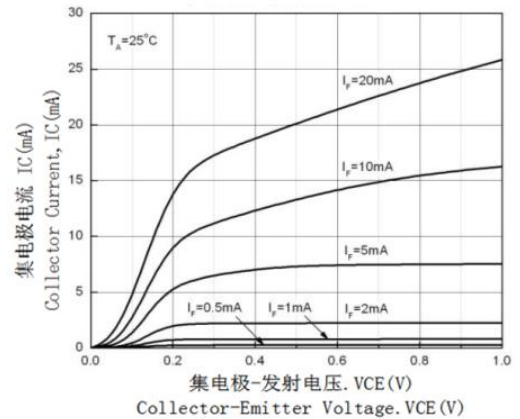


图7 集电极暗电流 vs 环境温度曲线图

Fig.7 Collector Dark Current vs Ambient Temperature

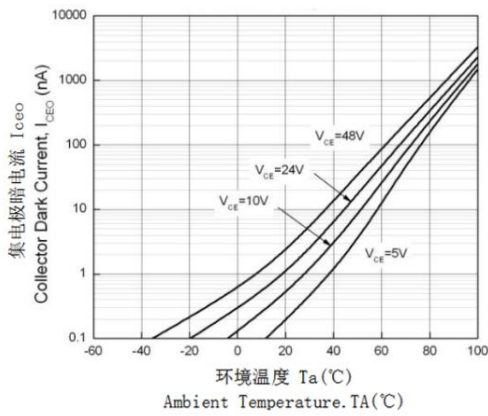


图8 响应时间 vs 负载电阻曲线图

Fig.8 Response Time vs Load Resistance

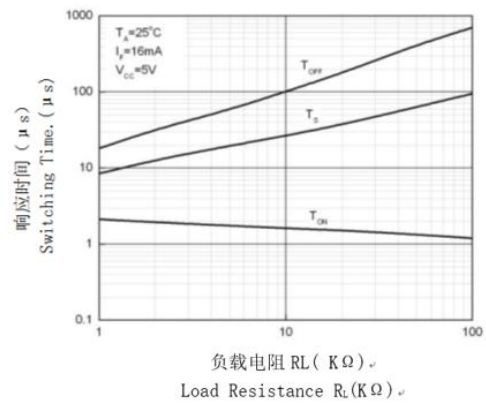


图9 集电极-发射极饱和电压 vs 环境温度曲线图

Fig.9 Collector-Emitter Saturation Voltage Drop vs Ambient Temperature

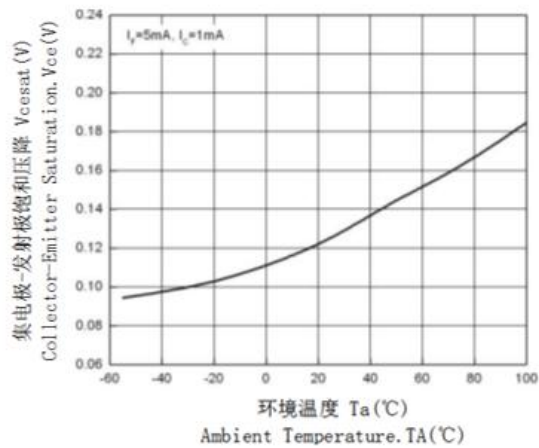
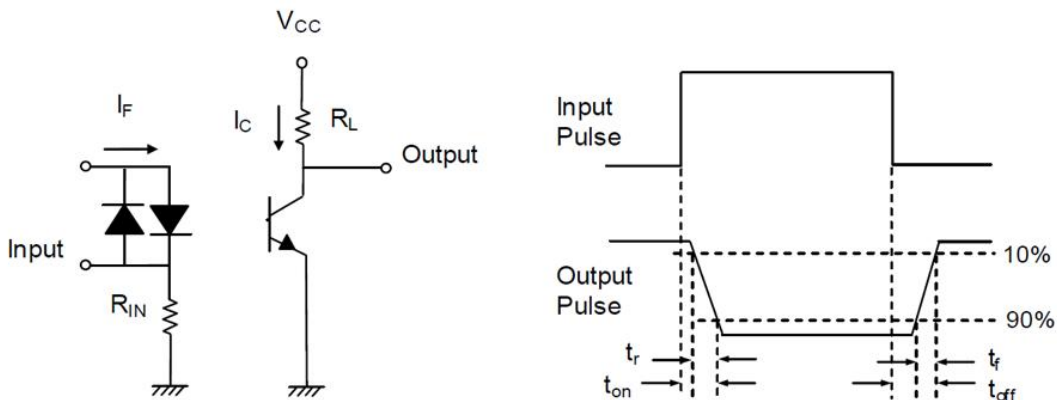


图10 开关时间测试电路及波形

Fig. 10. Switching Time Test Circuit & Waveforms



9. 订单信息 Order Information

• 零件编号 Part Number

KL354N(X)(Y)-V

(料号:KL354N-X-Y-V)

附注(Notes):

X = 表示CTR等级(A、B 或 无)

CTR Rank option (A, B or none)

Y = 表示料带和卷盘选项(TA、TB 或 无)

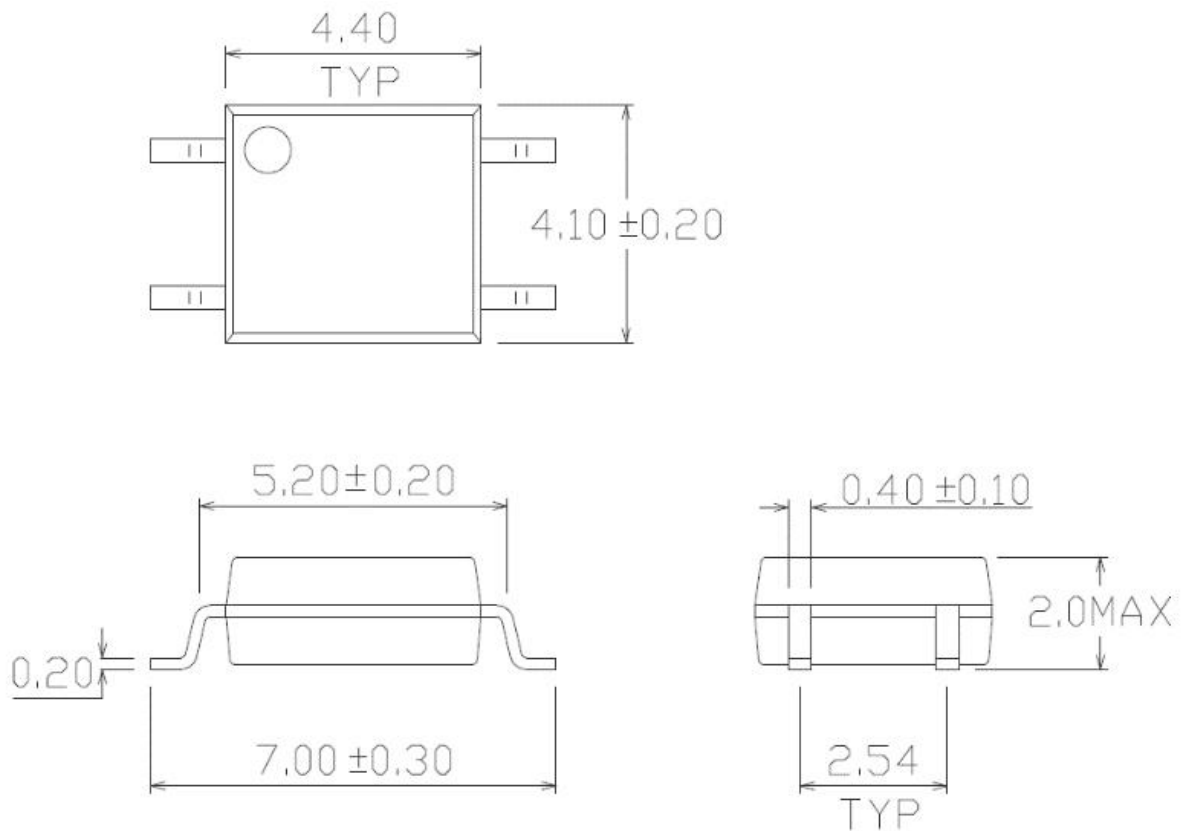
Tape and reel option option (TA, TB or none)

V = 表示VDE标识(客户指定镭射字符才加"V")

VDE (Only add "V" to laser characters specified by the customer)

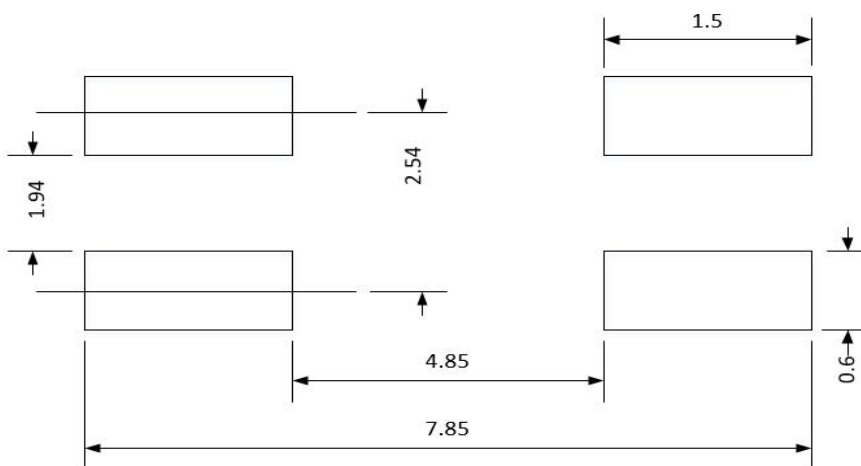
选项 Option	描述 Description	包装数量 Packing quantity
None	标准SMD选项 Standard SMD option	每管100pcs 100 units per tube
-V	标准SMD选项+VDE Standard SMD option+VDE	每管100pcs 100 units per tube
(TA)	TA料带 & 卷轴选择 TA tape & reel option	每卷3000pcs 3000 units per reel
(TB)	TB料带 & 卷轴选择 TB tape & reel option	每卷3000pcs 3000 units per reel
(TA)-V	TA料带 & 卷轴选择+VDE TA tape & reel option+VDE	每卷3000pcs 3000 units per reel
(TB)-V	TB料带 & 卷轴选择+VDE TB tape & reel option+VDE	每卷3000pcs 3000 units per reel
/	内盒装: 每盒3盘 Inner box packaging: 3reels/box	每盒9000pcs 9000pcs per box
/	每箱装:10个内盒 Pack per Carton:10 inner boxes	每箱90000pcs 90000pcs per Carton

10. 封装尺寸(单位:毫米) Package Drawing(Unit:mm)



• 表面贴装引线框架推荐焊盘布局

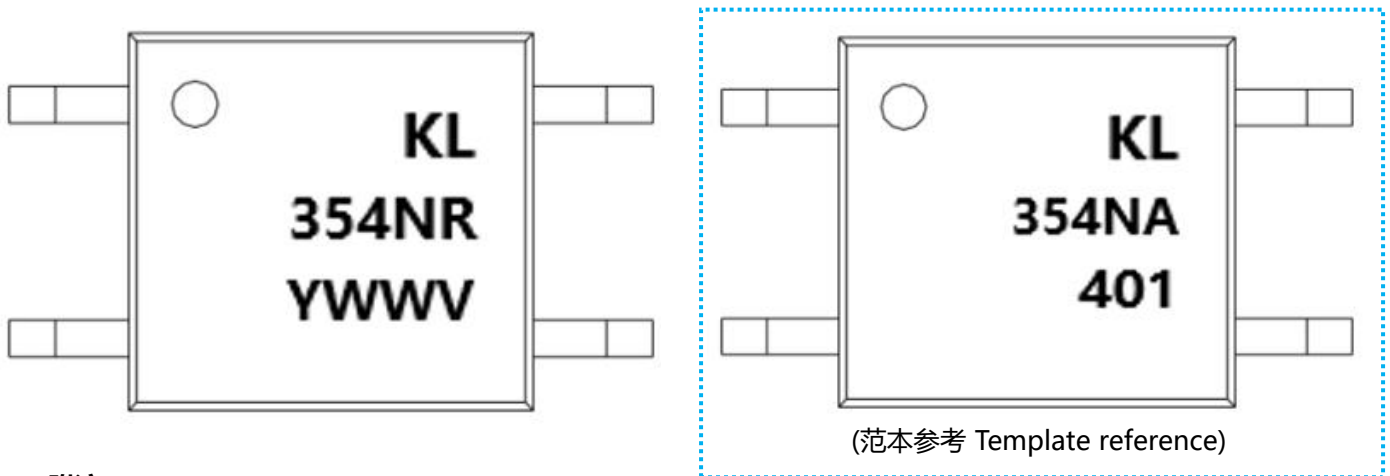
Recommended pad layout for surface mount leadform



附注(Notes):

- a. 推荐焊盘尺寸仅供参考 Suggested pad dimension is just for reference only
- b. 请根据个人需要修改焊盘尺寸 Please modify the pad dimension based on individual need

11. 设备标记 Device marking


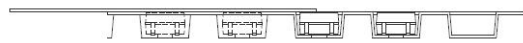
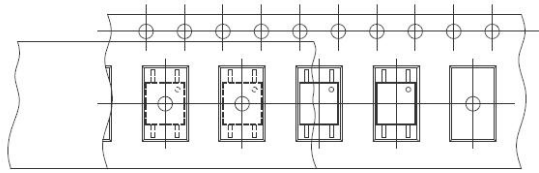


附注(Notes):

- KL = 表示晶台光电有限公司 Denotes KingLight
- 354N = 表示设备部件号 Denotes Device Part Number
- R = 表示CTR等级(A、B 或 无) Denotes CTR Rank (A, B or none)
- Y = 表示1位年份代码 Denotes 1 digit Year code
- WW = 表示2位周别代码 Denotes 2 digit Week code
- V = 表示VDE标识(客户指定镭射字符才加"V")
VDE (Only add "V" to laser characters specified by the customer)


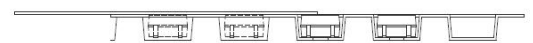
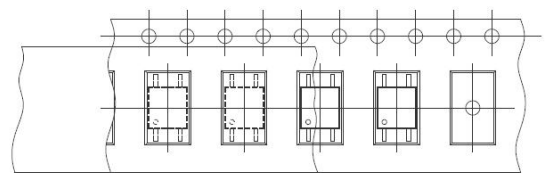
12. 料带和卷轴包装规格 Tape & Reel Packing Specifications

• 选择TA Option TA



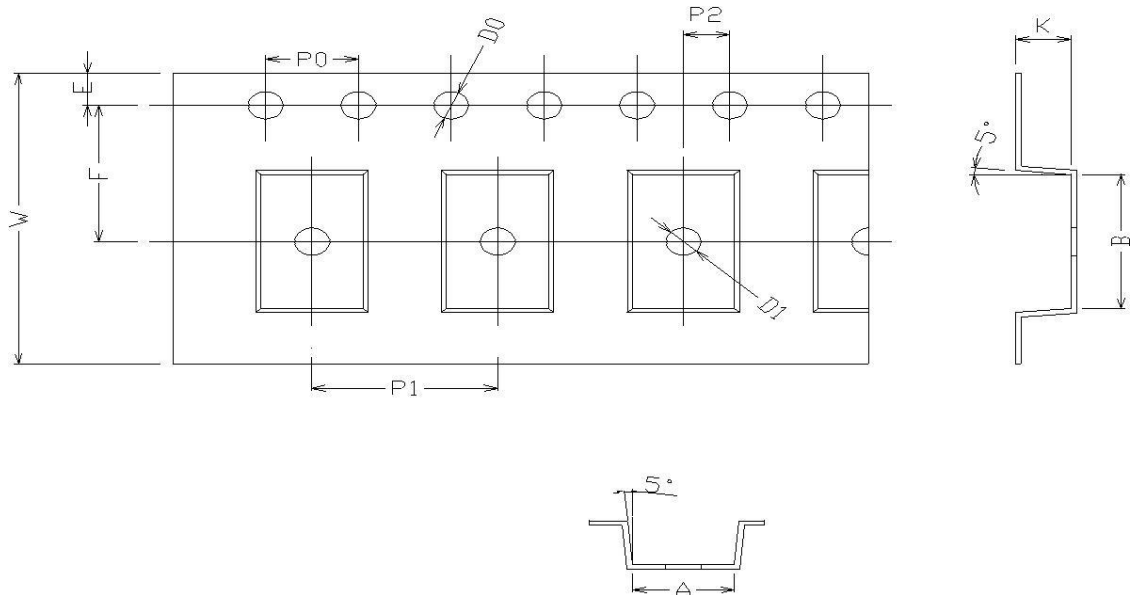
卷轴进给方向 Direction of feed from reel

• 选择TB Option TB



卷轴进给方向 Direction of feed from reel

料带尺寸 Material belt size



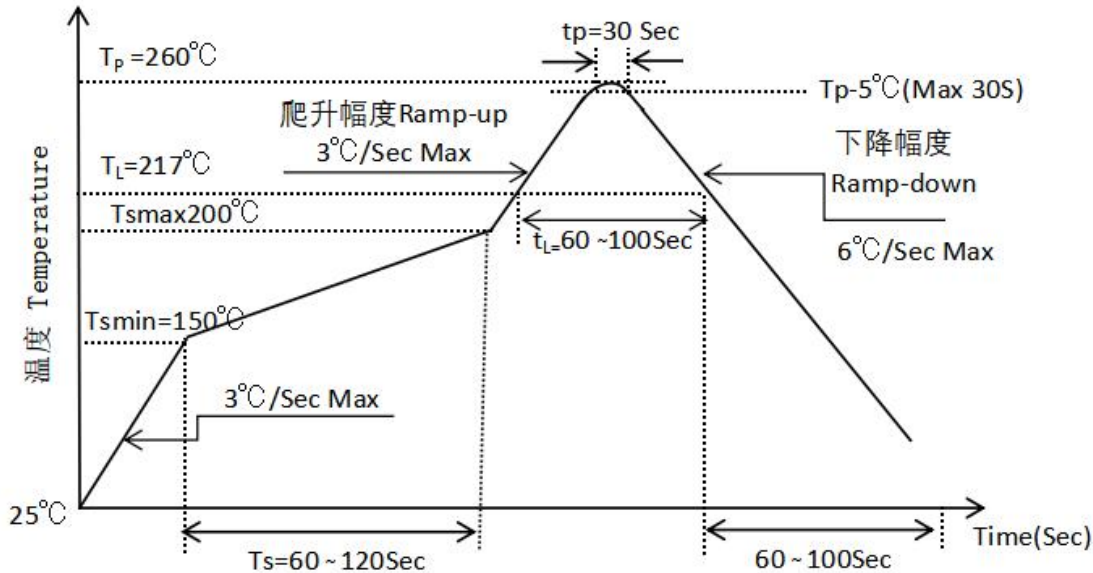
尺寸编号 Dimension No.	A	B	D0	D1	E	F
尺寸(mm) Dimension(mm)	4.4±0.1	7.6±0.1	1.5+0.1/-0	1.5±0.1	1.75±0.1	7.5±0.05
尺寸编号 Dimension No.	P0	P1	P2	t	W	K
尺寸(mm) Dimension(mm)	4.0±0.05	8.0±0.1	2.0±0.05	0.25±0.03	16.0±0.2	2.4±0.1

13. 焊接温度曲线 Temperature Profile Of Soldering

• 回流焊温度曲线 Reflow soldering

建议在下面所示的温度和时间分布条件下, 进行一次回流焊作业, 不得超过三次

One time soldering reflow is recommended within the condition of temperature and time profile shown below. Do not solder more than three times.



项目 Item	符号 Symbol	最小值 Min	最大值 Max	单位 Unit
预热温度 Preheat Temperature	Ts	150	200	°C
预热时间 Preheat Time	ts	60	120	s
升温速率 Ramp-Up Rate(T _L to T _P)	-	-	3	°C/s
液相线温度 Liquidus Temperature	T _L	217		°C
高于液相线温度(T _L) 的时间 Time above Liquidus Temperature T _L	t _L	60	100	s
峰值温度 Peak Temperature	T _P	-	260	°C
介于(T _P -5) 和T _P 之间的时间 Time During Which T _C Is Between (T _P -5) and T _P	T _C	-	30	s
降温速率 Ramp-down Rate(T _P to T _L)	-	-	6	°C/s

X-ON Electronics

Largest Supplier of Electrical and Electronic Components

Click to view similar products for [Transistor Output Optocouplers](#) category:

Click to view products by [Kinglight](#) manufacturer:

Other Similar products are found below :

[LTV-814S-TA](#) [LTV-852S](#) [66095-001](#) [PS2561-1-A](#) [PS2561A-1-W-A](#) [PS2561L1-1-A](#) [PS2561L-1-V-A](#) [PS2706-1-A](#) [PS2815-1-A](#) [MRF658](#)
[ELD207\(TA\)](#) [ILD2-X006](#) [ILQ615-3X016](#) [LDA102S](#) [SFH615A-4XSM TR](#) [PS2561DL-1Y-F3-A](#) [PS2561L1-1-L-A](#) [PS2562-1-V-A](#) [PS2565L-](#)
[1-A](#) [PS2581L2-A](#) [PS2701A-1-F3-P-A](#) [PS2711-1-A](#) [PS2801-1-F3-P-A](#) [PS2833-4-A](#) [PS2841-4A-AX](#) [LTV-702FS](#) [LTV-702V](#) [LTV-702VB](#)
[LTV-816S-TA](#) [TCET2100](#) [TLP290-4\(E\(T](#) [IL215AT](#) [WPPC-A11066AA](#) [WPPC-A11066AD](#) [WPPC-A11084ASS](#) [WPPC-A21068AA](#) [WPPC-](#)
[D11066AA](#) [WPPC-D21068ED](#) [WPPC-D410616EA](#) [WPPC-D410616ED](#) [X4IAC24A](#) [4N26-X001](#) [EL1010\(TA\)-VG](#) [SFH600-2X007](#)
[TCMT1118](#) [VO206AT](#) [WPPC-D21068EA](#) [WPPC-D11064AD](#) [WPPC-A410616AD](#) [WPPC-A21068AD](#)