

- Mounting to drywall
- Line of light flush with the surface
- Non visible aluminum elements
- Possibility to mount the power supply in the luminous part of the luminaire

APPLICATION

- main and decorative lighting

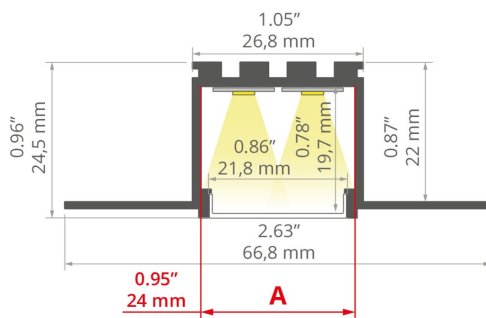
MOUNTING

- in drywall, with mounting adhesive
- can be easily connected into runs and systems

ADDITIONAL INFORMATION

- in order to protect the lighting fixture during installation, a TECH-22 protective insert should be used
- standard lengths of KLUŚ profiles and covers: 1000 mm (tolerance ± 1.5 mm) and 2005 mm / 3010 mm (tolerance + 5 mm); for selected covers: 6050 mm, 10050 mm (tolerance + 5 mm)
- when choosing a different length of profiles / covers than available in the standard, you should additionally choose the cutting service at KLUŚ

TECHNICAL DRAWING



TECHNICAL SPECIFICATIONS

Material	aluminum
Color	■ silver non anodized
Possible fixture IP	20, 65
Possible fixture shapes	linear, polygonal
Profile cross-section	rectangular
Width	66.8 mm
Height	24.5 mm
LED gluing width A	24 mm
Number of LED strips A (8 mm wide)	2
Width of the glow	22 mm
Max power of a single KLUŚ LED strip	19.2 W/m
Building type	Commercial, Retail, Residential, HoReCa object, Entertainment/ Arts
Facility zone	communication routes and corridors, bathroom, lobby / foyer, office, conference room
The cover is cut to the length of the profile	yes
Can be easily connected into runs	yes

Length	Ref
1000 mm	A06454N_1
2005 mm	A06454N_2
3010 mm	A06454N_3

Profile KOZEL





Ref. A06454

Mounting to drywall	yes
To cover with plaster	yes
Wire out back of extrusion	yes


SAMPLE PROJECTS



RELATED ACCESSORIES > COVERS

NAME	MATERIAL	MATERIAL TRANSMITTANCE	COLOR	REF.	
LIGER		PC	70 %	satin	B17032S
			22 %	black	B17032B
HS		PC	65 %	frosted	B17011F
			88 %	clear	B17011C
G		PMMA	71 %	satin	B17006S
			89 %	semi-transparent	B17006T
			94 %	clear	B17006C
			20 %	black	B17006B
MUN-22		PC	86 %	frosted	B17042F

RELATED ACCESSORIES > END CAPS

NAME	MATERIAL	COLOR	REF.	
KOZEL		PP	gray	C24034C02

RELATED ACCESSORIES > RELATED LED > ADJUSTABLE WHITE / DIM TO WARM



K-27T50-1440-24
K-27T50-1440-24



KWP-27T50-1440-24
KWP-27T50-1440-24

RELATED ACCESSORIES > RELATED LED > BENDABLE




K-BTRGB40-1510-24
K-BTRGB40-1510-24

RELATED ACCESSORIES > RELATED LED > CRI 95+



KWP-CRHD-1820-24
KWP-CRHD-1820-24



KWP-CRHD-1910-24
KWP-CRHD-1910-24

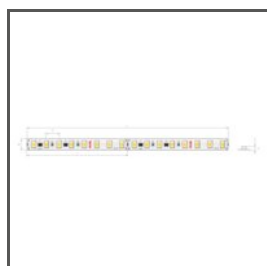


KWP-CR-0480-24
KWP-CR-0480-24




KWP-CR-0960-24
KWP-CR-0960-24

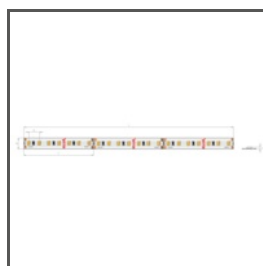
RELATED ACCESSORIES > RELATED LED > HIGH EFFICACY



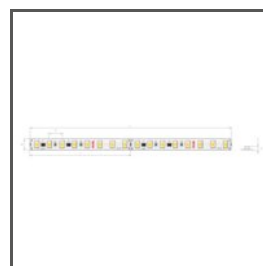
K-HE-0480-HD-24
K-HEHD-0480-24



K-HE-0960-HD-24
K-HEHD-0960-24



K-HE-1440-HD-24
K-HEHD-1440-24



K-HE-1920-HD-24
K-HEHD-1920-24

RELATED ACCESSORIES > RELATED LED > RGB / RGB-W / RGB-CTT



KWP-RGB-1275-24
KWP-RGB-1275-24




K-RGBW-1530-24
K-RGBW-1530-24



KWP-RGBW-1530-24
KWP-RGBW-1530-24



K-1920-120-RGB-24
K-RGB-1920-120-24



KWP-1920-120-RGB-24
KWP-1920-120-RGB-24




K-RGB-1200-24
K-RGB-1200-24



K-RGB-0700-24
K-RGB-0700-24



KWP-RGB27T65-1200-24
KWP-RGB27T65-1200-24



KWP-GRGBW-1530-24
KWP-GRGBW-1530-24




KWP-RGB-0700-24
KWP-RGB-0700-24



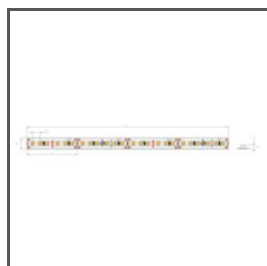
KWP-RGB-1200-24
KWP-RGB-1200-24

RELATED ACCESSORIES > RELATED LED > SIDE EMITTING

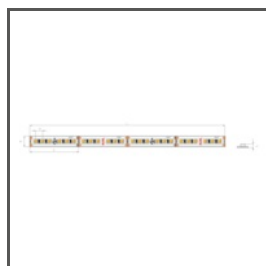


KWP-SE-1210-24-8
KWP-SE-1210-24-8


RELATED ACCESSORIES > RELATED LED > WHITE MONO



K-1220-24
K-1220-24




K-1275-24
K-1275-24



K-1910-HD-24
K-HD-1910-24




KWP-1220-24
KWP-1220-24




KWP-1275-24
KWP-1275-24




KWP-GHD-1910-24
KWP-GHD-1910-24




KWP-HD-1910-24
KWP-HD-1910-24



KWP-1440-24
KWP-1440-24



KWP-0480-24
KWP-0480-24



KWP-0960-24
KWP-0960-24



KWP-GHD-0480-24
KWP-GHD-0480-24



KWP-GHD-0960-24
KWP-GHD-0960-24



KWP-GHD-1440-24
KWP-GHD-1440-24

RELATED ACCESSORIES > OTHER RELATED ACCESSORIES > CONNECTORS



CONNECTOR
ZM-180
C28075N00



CONNECTOR
ZM-NA-60
42305



CONNECTOR
ZM-NA-90
42723



CONNECTOR
ZM-NA-120
C28242N00

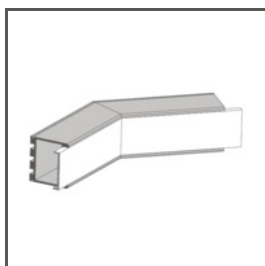


CONNECTOR
ZM-NA-PION-120
42321

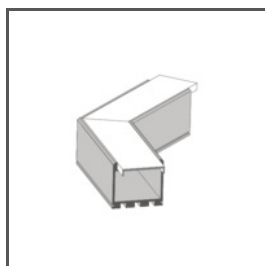


CONNECTOR
ZM-NA-PION-135
42727

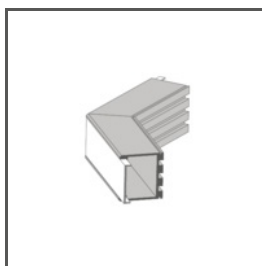
RELATED ACCESSORIES > OTHER RELATED ACCESSORIES > COUPLERS



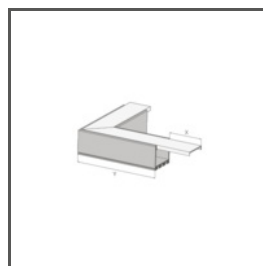
COUPLER
L135PW
L135PW




COUPLER
L135
L135



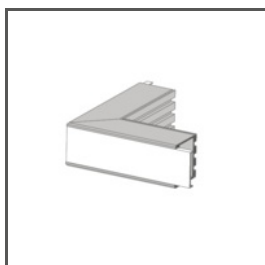
COUPLER
L135PZ
L135PZ



COUPLER
L90
L90



COUPLER
L90PW
L90PW



COUPLER
L90PZ
L90PZ

X-ON Electronics

Largest Supplier of Electrical and Electronic Components

Click to view similar products for [LED Lighting Mounting Accessories](#) category:

Click to view products by [KLUS](#) manufacturer:

Other Similar products are found below :

[3SU1900-0AC81-0AA0](#) [3SU1900-0AK10-0AA0](#) [3SU1401-2BB40-3AA0](#) [1SFA616921R2142](#) [A4970001](#) [C1900000](#) [C2910001](#) [E4900001S](#)
[E4990001](#) [C1010000S](#) [F7000101](#) [1-2213678-6](#) [89270019](#) [C7940001](#) [F1000116](#) [A2000138](#) [A2000116](#) [84000139](#) [H5010001](#) [A2000139](#)
[70330039P020](#) [84000116](#) [70000139](#) [J6999819](#) [V3000139](#) [J6000121](#) [89000138](#) [H5999901](#) [89000639](#) [F1999901](#) [63580000](#) [C1999922](#)
[76320041S](#) [76000116](#) [J6999902](#) [A00758A07_1](#) [AE-WLPR-60P2](#) [PA-GLAX1M-AL-10](#) [A05554A_1](#) [C24005C10](#) [PA-ZASGLAXMNKK-00](#)
[B17013S_1](#) [A05556A07_1](#) [PA-GLAXMICNK1M-AL](#) [AE-WBCUNI-10DIM](#) [C24338C02](#) [C24427C02TW](#) [C24427C10TW](#) [C24006C02](#)
[C24346C07](#)