


GENERAL CATALOGUE



# Pliers

MADE IN GERMANY SINCE 1882



# The pliers company

KNIPEX Quality – Made in Germany









**KNIPEX** für den Mann vom Fach

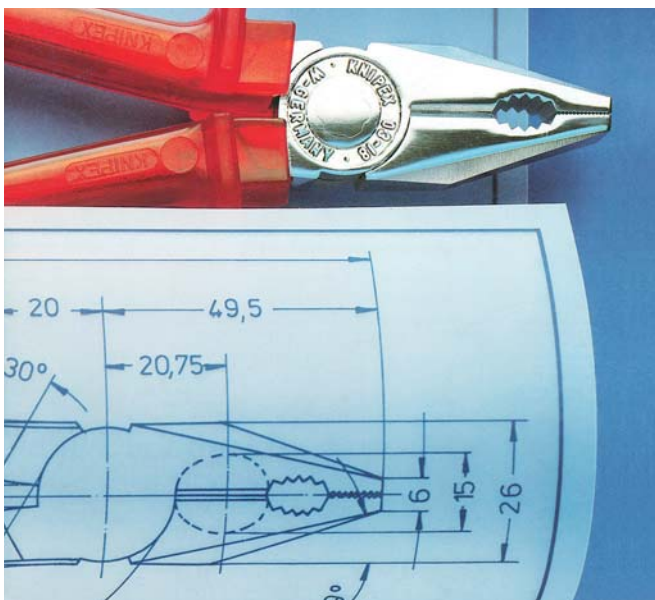
1965



MÄRZ 1956



1974




**KNIPEX Pliers.**  
German craftsmanship  
from design to production.

Catalogue 1985  
2nd edition



Tarif des pinces et Tenailles  
Septembre 1952



KATALOG 1939

**C-GUST-PUTSCH**  
ZANGENFABRIK  
WUPPERTAL-CRONENBERG

# KNIPEX – the company behind the pliers.

---

For over 130 years and four generations, we have been working passionately on being the best manufacturer of pliers for our customers and users – with a clear focus, high demands and a constant flow of new ideas. Throughout the world, our brand enjoys a great deal of trust, and we aim to consistently meet and rebuild this.

Success is important to us, but is not something we look for at any price. We are guided by values, orientate our actions towards sustainability, and face up to our responsibility towards society and the natural environment in which and with which we live. We invest heavily in the efficiency of our location and the qualification of our employees, working today on the success of tomorrow and the day after that – so that we can also continue to be a strong and reliable partner in the future.

Yours, *Ralf Putsch*



**Ralf Putsch, Managing Partner.**



1



CoBolt® XL

2



Cobra®

3




Pliers for Electrical Installation

4



X-Cut®

5



Pliers Wrench

6



TwinForce®

7



Bolt End Cutting Nippers

8



Spring Hose Clamp Pliers

# KNIPEX pliers are different: ideas for more use and performance.

---

Ever better pliers – that is our guiding principle to which we devote all of our expertise and creativity. We are not satisfied with standard solutions, but rather continuously develop new and improved models that are better to work with and easier to use.

Working in this way means that sometimes we find unconventional solutions to situations, which then go on to set new benchmarks in the industry: novel methods of power transmission, easier and faster handling, combining various functions in a single tool and imaginative problem solvers for special applications. These save our users energy and time, giving them better work results with less effort.

In addition to major innovations, we work continuously on reworking our models in lots of small steps to improve their function, ergonomics and service life.

- 1 **Compact force:** CoBolt® XL – two-hand operation for maximum cutting force.
- 2 **Easy operation:** Cobra® – fast grip, precise adjustment, hold with self-locking.
- 3 **Multifunctional:** electrical installation pliers – six functions in one pair of pliers.
- 4 **Universal cutting force:** X-Cut® – the first high leverage diagonal cutters with box joint and precision cutting edges.
- 5 **Speed and versatility:** pliers wrench – screws, holds, bends and presses without damaging materials.
- 6 **High performance cutting edges:** TwinForce® – high strength thanks to unique transmission.
- 7 **End cutting nippers – redefined:** bolt end cutting nippers – light, slim, cut directly on the pivot point.
- 8 **Problem-solver:** spring hose clamp pliers – the only pliers for all clamps; apply safely from all angles.



# Step by step: from idea to product.


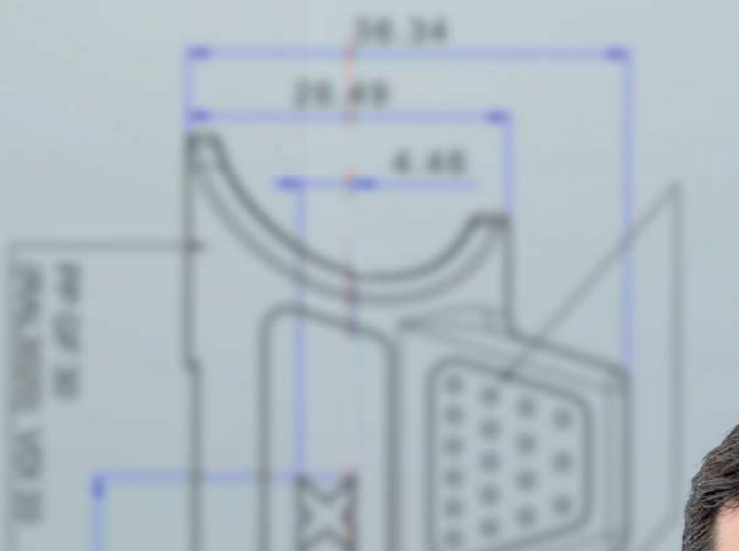
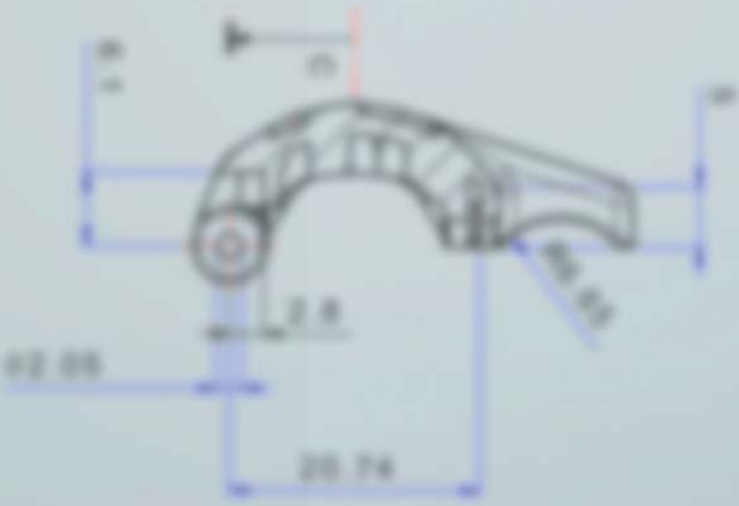
---

A large number of steps lie between an initial idea and the finished product. We never lose sight of the fact that every new or further development must represent a noticeable improvement for the user. We deploy the most up to date technologies and processes when putting our ideas into practice.

We begin by carefully establishing the requirements and selecting the best concepts. The tool is constructed on a computer, and the function is simulated with the help of special software. This is followed by the first models made on a 3D printer and by milling and extensive tests on steel prototypes – naturally in close dialogue with experienced users. The first products manufactured using series production processes are subjected to further extensive tests – under conditions far more stringent than normal load.



The locking mechanism on the spring hose clamp pliers permit simple and safe work, even with closed clamps. Modern CAD technology simulates the mechanism on the screen.



Filip Marovic, project manager for KNIPEX Product Development –  
“It can be seen repeatedly during the development cycles how important even the smallest detail can be. This is the very thing that motivates me to find creative new solutions. During the process we also take new technical possibilities in processing technology and materials into consideration.”





## Core qualities: steel – and what we make from it.

---


You can expect a great deal more from a pair of KNIPEX pliers. This starts with the material. Because the many models of pliers in our range are designed for different requirements and loads, we use steel alloys that have been specially selected for the application and rolled according to our high specifications. Long lasting cutting capability when working with very hard wires, strength when working with high torque loads, and good resistance to corrosion are examples of these targets.

The respective materials are then given their specific molecular structure in a number of coordinated heat treatment steps to produce the optimal relationship between hardness and toughness. These processes allow us to achieve the high degree of reliability, durability and service life that are the very definition of KNIPEX pliers.



Macro image of a cutter after induction hardening. The specially hardened cutter area (light) is in sharp contrast to the softer structure of the body of the pliers (dark).







Handles of the "Alligator®  
water pump pliers" being  
forged under the hydraulic  
double-acting hammer.



This is how our pliers are given their shape: hot and under high pressure.

---

Forging as a forming process is an old cultural technique and continues to hold fascination today. With an impact of up to five tonnes, the yellow glowing piece of steel is pounded in the upper and lower die at a temperature of 1,250°C. This gives it its basic shape and simultaneously a well-compacted structure.

The production of the forging die in our toolmaking works requires a great deal of experience and high precision, as this raw component will be crucial to the subsequent quality of the pliers. The contours of the forged component are milled at processing centres in the hardened and high strength die block.



Forging die for the high leverage diagonal cutters with forged-in axle.


# The technology behind the pliers: machines made by KNIPEX.

---

All tools can only be as good as the production technology used to manufacture them. In other words, there can be no superior products without advances in production processes.


Due to our specialisation, we can focus on the technologies needed to produce high quality pliers efficiently. We have more than 400 machines, built with the specialised knowledge of generations. We build many of the machines ourselves or adapt machines precisely to our high standards using components we have manufactured. We even programme the software for the control and operation of the machinery ourselves in many cases.

From the product idea to the despatch of the finished pliers to our customers: everything is done under one roof. In this way we can directly influence all steps of value creation ourselves in terms of quality and efficiency, and make continuous improvements. Short paths and direct dialogue simplify coordination of processes and communication between employees.



**We ensure our high standards by developing our own processes and machinery.**



A wide-angle photograph of a modern industrial factory floor. In the foreground, a female worker in a dark blue uniform is focused on adjusting a control panel on a large orange robotic arm. The background is filled with a complex network of machinery, conveyor belts, and structural beams, all under bright overhead lighting. The scene conveys a sense of precision and automation in a manufacturing environment.

Efficiently coordinated  
processes and machinery.

Over 45,000 pairs  
of different models of  
pliers leave our factory  
every day.



Only after several test cuts, does a pair of KNIPEX cutting pliers leave our factory.





# We take it very literally: 100% reliability.

---

The precision of pliers is essential for their function: without accuracy there can be no reliable cutting, gripping and shaping, and also no zero backlash. The tight tolerances, which we make sure are complied with through the use of modern production technology, enable us to meet our stringent quality specifications.

We ensure compliance through strict measurements and diverse inspections – both after the various production steps and at the end of the entire process. To do this we use the most up-to-date measurement technology and endurance test plants – as well as the practical component test by hand.



Shape and roughness of the diagonal cutter's cutting edge are precisely measured with an optical 3D measuring system.

# More than excellent pliers: what else you can expect from us.

---


Quality does not stop with the product. Trust, reliability and a collaborative approach define our business relationships – with consistent customer orientation, good service and competent field staff. We provide advice and training, and supply you with extensive digital product data whose format we adapt to your specific requirements. Added to this are diverse possibilities for sales support.

You will not find the breadth and depth of our range with any other manufacturer worldwide – so that your customers can always find the tool they are looking for.



We also present the breadth and depth of our range at in-house exhibitions and open days.







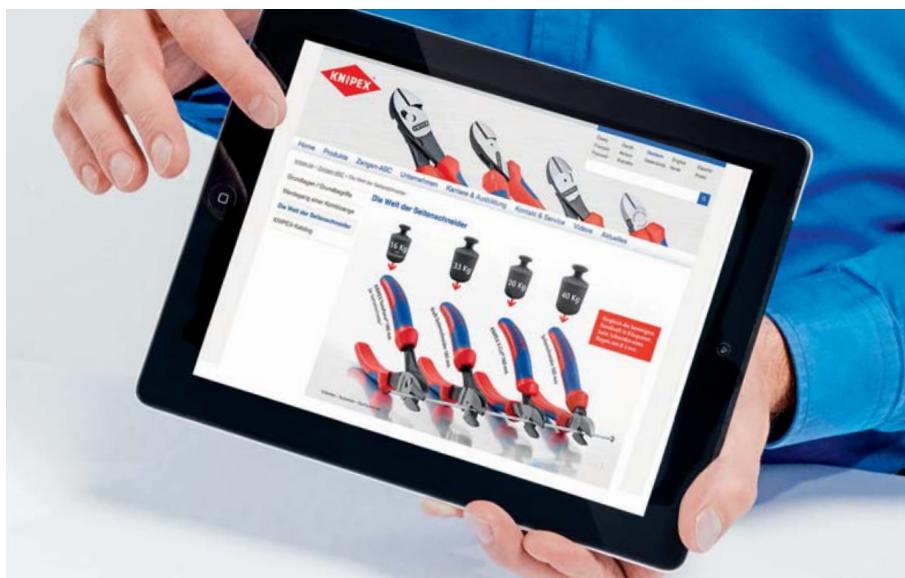




# At home in the world: locations in more than 100 countries for you.

KNIPEX is the global pliers brand. We are present in all continents, with a dense network of customers, representatives and branches. In order to be closer still to our retailers and be able to give them even better support, we are further extending our international activities all the time.

There is no substitute for direct contact, which is why we are there for you personally at more than 100 trade fairs each year. On platforms and with the help of the most varied media – classic and digital – we provide comprehensive information about our range and application opportunities in over 30 languages. We reach users and fans throughout the whole world via social media and hundreds of KNIPEX online videos.



We make up to date information available digitally in several languages on all usual channels.

# The key factor: our employees.

---

The most important basis of our success is our employees. Their knowledge and skills, their dedication and their ideas are crucial to our efficiency and thus to our future.

As a company, we are a social community. We want to shape our culture in such a way that allows our employees to participate and identify through their work but also as individuals. We create good conditions for our employees to develop their potential, to obtain further qualifications and to stay healthy. It is also important to us that our employees are able to successfully balance family and career

We invest a significant amount of both expense and care in the training of young people, but also impart a wide spectrum of professional and personal skills to other employees.



**Our junior staff obtain their qualifications in our own modern training workshop.**









# Acting responsibly – sustainable management.



As a company, we believe we share responsibility for our natural environment and the well-being of society. We interact with both in various ways. We consume resources, but take care to use them as carefully as possible, and want to make a contribution to ensuring that they are available to future generations in the same or where possible a better form.

Our ecological objectives include a continuous reduction in our energy consumption, reduction in the volumes of waste and caring for the biodiversity at our site. In addition, we participate in major climate protection projects.

Companies should also be good citizens. We support numerous institutions and organisations from the areas of education and culture. We maintain a close exchange with schools and universities, and strengthen civic engagement in our region in diverse ways.



We support the Bergische music school in the “Singpause” project which, with the help of specially trained teachers, communicates the foundations of music and pleasure at singing together in schools.



# At a glance

---

Overview of products

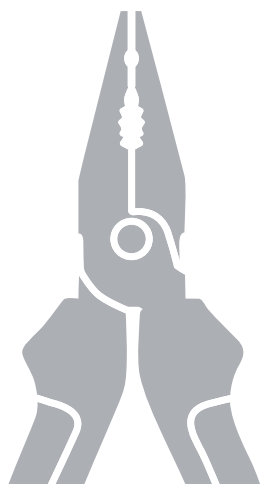
<b>26</b>	<b>Combination and Multifunctional Pliers</b> Combination Pliers   Pliers for Installation   Round Nose and Flat Nose Pliers	
<b>40</b>	<b>Wire Strippers and Dismantling Tools</b> Insulation Strippers with adapted blades   MultiStrip 10   Dismantling Tools	
<b>58</b>	<b>Gripping and Grip Pliers</b> Flat Nose Pliers   Round Nose Pliers   Grip Pliers	
<b>70</b>	<b>Circlip Pliers</b> Circlip Pliers   Precision Circlip Pliers   Circlip Pliers Sets	
<b>84</b>	<b>Carpenters' Pincers and Concreters' Nippers</b> Carpenters' Pincers   Concreter's Nippers   High Leverage Concreters' Nippers	
<b>90</b>	<b>Cutting Pliers</b> Diagonal Cutters   Bolt Cutters   End Cutting Nippers	
<b>110</b>	<b>Pipe Wrenches and Water Pump Pliers</b> Pliers Wrenches   Cobra®   Alligator®   Pipe Wrenches	
<b>130</b>	<b>Special Pliers and Control Cabinet Keys</b> Pipe Cutters   Spring Hose Clamp Pliers   Magnetic LED Lamp   Control Cabinet Keys	
<b>152</b>	<b>Cable and Wire Rope Shears</b> Cable Shears   Cable Cutters with ratchet action   Wire Rope Shears	
<b>164</b>	<b>Crimping Pliers and Crimp Assortments</b> Crimp System Pliers   PreciForce®   Cable Connectors	
<b>192</b>	<b>Insulated Tools</b> Pliers   Wrenches   Screwdrivers   Sets	
<b>232</b>	<b>Electronics Pliers and Precision Tweezers</b> Cutting Pliers   Gripping Pliers   Precision Tweezers	
<b>254</b>	<b>Pliers with tether attachment point for mounting a fall protection</b>	
<b>258</b>	<b>Tool Assortments and Tool Cases</b> Pliers Sets   Tool Bags   Tool Cases	
<b>274</b>	<b>Index / Article Number   Index   Pliers-ABC</b>	



Combination and  
Multifunctional Pliers



Combination Pliers	28
High Leverage Combination Pliers	29
Needle-Nose Combination Pliers	30
Mini Combination Pliers	32
“Lineman’s Pliers”	33
Pliers for Electrical Installation	34
Electricians’ Pliers	36
Round Nose Pliers with cutting edge (Jewellers’ Pliers)	37
Flat Nose Pliers with cutting edges (Precision Mechanics Pliers)	37
Snipe Nose Pliers with centre cutter (Telephone Pliers)	37
Snipe Nose Side Cutting Pliers (Radio Pliers)	38
Snipe Nose Side Cutting Pliers (Stork Beak Pliers)	39





Combination Pliers

DIN ISO 5746

03

- > with gripping zones for flat and round material, suitable for versatile use
- > with cutting edges for soft and hard wire
- > long cutting edges for thicker cables
- > cutting edges additionally induction hardened, cutting edge hardness approx. 60 HRC
- > Special tool steel, forged, multi stage oil-hardened



Article No.	EAN 4003773-	↔ mm	Pliers	Head	Handles	Cutting capacities				
						Ø mm	Ø mm	Ø mm	mm <sup>2</sup>	g
03 01 140	015192	140	black anodized	polished	plastic coated	2.8	1.8	9.0	10	112
03 01 160	013235	160				3.1	2.0	10.0	16	187
03 01 180	013242	180				3.4	2.2	12.0	16	216
03 01 200	013259	200				3.8	2.5	13.0	16	276
03 01 250	015222	250				3.8	2.5	15.0	25	489
03 02 160	023203	160	black anodized	polished	with multi-component grips	3.1	2.0	10.0	16	223
03 02 180	023197	180				3.4	2.2	12.0	16	254
03 02 200	034940	200				3.8	2.5	13.0	16	322
03 05 140	039730	140	chrome plated		with multi-component grips	2.8	1.8	9.0	10	139
03 05 160	039518	160				3.1	2.0	10.0	16	222
03 05 180	034933	180				3.4	2.2	12.0	16	254
03 05 200	041146	200				3.8	2.5	13.0	16	324
03 06 160	021902	160	chrome plated		insulate with multi-component grips, VDE-tested	3.1	2.0	10.0	16	228
03 06 180	021926	180				3.4	2.2	12.0	16	264
03 06 200	033776	200				3.8	2.5	13.0	16	326
03 07 160	015307	160	chrome plated		with dipped insulation, VDE-tested	3.1	2.0	10.0	16	254
03 07 180	015314	180				3.4	2.2	12.0	16	285
03 07 200	015321	200				3.8	2.5	13.0	16	339
03 07 250	015345	250				3.8	2.5	15.0	25	597

## High Leverage Combination Pliers

DIN ISO 5746

02

35 % less effort required than with conventional combination pliers

With cutting edges (hardness approx. 63 HRC) for heavy duty

- > easier work due to optimised leverage
- > easier cutting, powerful gripping, bending and pulling
- > long cutting edges for thicker cables
- > with gripping zones for flat and round material, suitable for versatile use
- > High-grade special tool steel, forged, multi stage oil-hardened

## 02 02 225 T\*

pliers with tether attachment point for mounting a fall protection



02 01 180



02 02 180



02 02 225 T



02 05 180



02 06 180



02 07 225



Article No.	EAN 4003773-	↔ mm		Pliers	Head	Handles	Cutting capacities				g
							Ø mm	Ø mm	Ø mm	mm <sup>2</sup>	
02 01 180	033134	180					2.5	2.0	11.5	16	202
02 01 200	039679	200		black anodized	polished	plastic coated	2.8	2.2	13.0	25	298
02 01 225	013198	225					3.0	2.5	14.0	25	358
02 02 180	034896	180					2.5	2.0	11.5	16	240
02 02 200	034902	200				with multi-component grips	2.8	2.2	13.0	25	342
02 02 225	043379	225		black anodized	polished		3.0	2.5	14.0	25	409
02 02 225 T	079934	225				with multi-component grips and integrated tether attachment point	3.0	2.5	14.0	25	413
02 05 180	043072	180					2.5	2.0	11.5	16	238
02 05 200	043089	200		chrome plated		with multi-component grips	2.8	2.2	13.0	25	342
02 05 225	010005	225					3.0	2.5	14.0	25	400
02 06 180	010012	180					2.5	2.0	11.5	16	247
02 06 200	010029	200		chrome plated		insulate with multi-component grips, VDE-tested	2.8	2.2	13.0	25	343
02 06 225	010036	225					3.0	2.5	14.0	25	401
02 07 200	022299	200		chrome plated			2.8	2.2	13.0	25	380
02 07 225	022305	225				with dipped insulation, VDE-tested	3.0	2.5	14.0	25	486

\* Other tools with tethering can be found from page 254 ff





**KNIPEX**

## Needle-Nose Combination Pliers

DIN ISO 5746

08

**Small High Leverage Combination Pliers with pointed jaw.  
For all common installation and repair work.**

Handy use when working in confined areas thanks to slim head design and pointed jaws (anti-twist)

Gripping surfaces with special convex contour on one side for secure gripping of flat parts

Milled groove in the gripping area permits small parts such as nails, pins and bolts to be held and pulled


- > the reliable and diverse combination pliers when out and about
- > easy cutting thanks to the high leverage joint
- > with cutting edges for soft, medium-hard and hard wire
- > long service life and stable tips
- > High-grade special tool steel, forged, multi stage oil-hardened

**08 22 145 T\***


pliers with tether attachment point for mounting a fall protection



Milled groove in the gripping area



Firm grip also on flat material due to three-point rest



Easy cutting thanks to the high leverage joint



Tips remain dimensionally stable also in case of major torsional forces

Product video



08 21 145



08 22 145



08 22 145 T



08 25 145



08 26 145



Article No.	EAN	↔ mm		Pliers	Head	Handles	Cutting capacities				
							Ø mm	Ø mm	Ø mm	mm <sup>2</sup>	g
08 21 145	078951	145		black atramentized	polished	plastic coated	3.0	2.0	8.0	16	116
08 22 145	078968	145		black atramentized	polished	with multi-component grips	3.0	2.0	8.0	16	148
08 22 145 T	080640	145		black atramentized	polished	with multi-component grips and integrated tether attachment point	3.0	2.0	8.0	16	152
08 25 145	078975	145		chrome plated		with multi-component grips	3.0	2.0	8.0	16	148
08 26 145	079361	145		chrome plated		insulate with multi-component grips, VDE-tested	3.0	2.0	8.0	16	154

\* Other tools with tethering can be found from page 254 ff



## Combination Pliers

Chrome Vanadium

DIN ISO 5746 IEC 60900 DIN EN 60900

01

- > for heaviest duty
- > with gripping zones for flat and round material, suitable for versatile use
- > with cutting edges for soft, hard and piano wire
- > long cutting edges for thicker cables
- > cutting edges additionally induction hardened, cutting edge hardness approx. 64 HRC
- > particularly wear resistant gripping jaws; hardness of the gripping jaws approx. 53 HRC
- > Chrome vanadium heavy-duty steel, forged, multi stage oil-hardened



01 06 190



Article No.	EAN 4003773-	↔ mm	Pliers	Handles	Cutting capacities				
					Ø mm	Ø mm	Ø mm	mm <sup>2</sup>	g
01 06 160	040729	160	chrome plated	insulated with multi-component grips	2.0	1.5	10.0	16	201
01 06 190	040415	190			2.5	2.0	13.0	25	320

## Mini Combination Pliers

08

- > compact combination pliers for professionals and hobbyists
- > with gripping zones for flat and round material, suitable for versatile use
- > with cutting edges for soft and hard wire
- > cutting edges additionally induction hardened, cutting edge hardness approx. 60 HRC
- > Vanadium steel, forged, multi stage oil-hardened



08 05 110



Article No.	EAN 4003773-	↔ mm	Pliers	Handles	Cutting capacities				
					Ø mm	Ø mm	Ø mm	mm <sup>2</sup>	g
08 05 110	034957	110	chrome plated	with multi-component grips	2.5	1.6	9.0	10	85



## Lineman's Pliers

DIN ISO 5746 ASME B107.20

09

## American style

High transmission ratio for easy cutting

Requires 50 % less effort compared with conventional combination pliers due to an optimised transmission ratio

- > solid construction for heaviest strain; universally applicable
- > ergonomically optimised handle shape for firm contact to the hand and fatigue reducing operation
- > particularly effective cross-hatched knurled gripping zone in the jaws – for strong gripping and pulling
- > additional gripping zone below the joint for powerful leverage and pressing performance
- > with cutting edges for soft and hard wire
- > cutting edges additionally induction hardened, cutting edge hardness approx. 64 HRC
- > Vanadium steel, forged, multi stage oil-hardened

## 09 11 240 / 09 12 240 / 09 12 240 T\*

with fish tape puller in the joint gap; with universal mandrel crimping point below the joint

## 09 02 240 T / 09 12 240 T\*

pliers with tether attachment point for mounting a fall protection



Gripping zone below the joint for powerful leverage



Cross-hatched, knurled gripping zone for firm gripping and pulling, e. g. for fence construction



Long cutting edges for cutting flat cables



09 11/12 240: universal mandrel crimping area below the joint



09 11/12 240: fish tape puller in the joint gap



09 01 240



09 02 240



09 02 240 T



09 11 240



09 12 240 T



Article No.	EAN 4003773-	↔ mm		Pliers	Head	Handles	Cutting capacities		⚖ g
							Ø mm	Ø mm	
09 01 240	064992	240		black atramentized	polished	with non-slip plastic coating	4.6	3.0	435
09 02 240	065005	240		black atramentized	polished	with multi-component grips	4.6	3.0	470
09 02 240 T	079941	240		black atramentized	polished	with multi-component grips and integrated tether attachment point	4.6	3.0	474
09 11 240	071952	240		black atramentized	polished	with non-slip plastic coating	4.6	3.0	435
09 12 240	071969	240		black atramentized	polished	with multi-component grips	4.6	3.0	470
09 12 240 T	079958	240		black atramentized	polished	with multi-component grips and integrated tether attachment point	4.6	3.0	474

\* Other tools with tethering can be found from page 254 ff



Pliers for Electrical Installation

13

The all-rounder for professionals



Multifunctional pliers for the electrical installation; to grip flat and round material, for bending, deburring, cutting cable, stripping and crimping end sleeves (ferrules)

6 functions in one pair of pliers

- > smooth surfaces near the tips grip single cores without damaging them; serrated gripping surfaces and pipe grip for gripping flat and round material
- > clear-cut outside edge on the jaw for working on flush-mounted junction boxes and deburring feed-through holes
- > stripping holes for conductors of 0.75 - 1.5 mm<sup>2</sup> and 2.5 mm<sup>2</sup> crimp die for wire-end ferrules 0.5 - 2.5 mm<sup>2</sup>
- > cable shears with (induction-hardened) precision cutting edges for copper and aluminium cables up to 5 x 2.5 mm<sup>2</sup> / dia. 15 mm
- > slim dimensions for easy access
- > bolted joint: precise, zero backlash operation of pliers
- > High-grade special tool steel, forged, multi stage oil-hardened

13 82 200 T\*

pliers with tether attachment point for mounting a fall protection



13 81 200



13 82 200



13 82 200 T



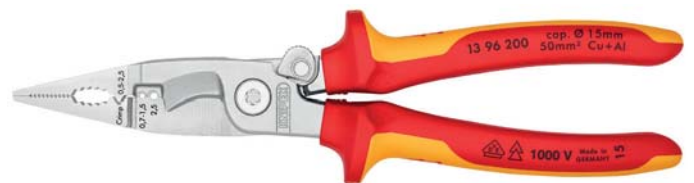
13 86 200



13 91 200



13 92 200



13 96 200





- Smooth gripping surface**  
for a non-damaging gripping and flattening, round-shaping (form wire loops)
- Profiled gripping surface**  
to protect the workpiece, flattened for stronger yet gentle gripping
- Clear-cut outside edge**  
for deburring and widening holes
- Pipe grip**  
for round parts and cables
- Universal crimp die**  
for end sleeves (ferrules) from 0.5 to 2.5 mm<sup>2</sup>
- Stripping**  
for copper conductors from 0.75 to 1.5 and 2.5 mm<sup>2</sup>
- Shear blade**  
for cutting copper cable up to Ø 15 mm (5 x 2.5 mm<sup>2</sup>)

**13 91 200 / 13 92 200 / 13 96 200**  
in case of models with opening spring integrated in the joint, the activated locking lever keeps the cutting edges closed while other functions remain active; the intelligent latching mechanism enables you to "grip" without opening the pliers. The cutting edge remains closed and protected.

Product video



Article No.	EAN 4003773-	↔ mm	Pliers	Head	Handles	Cutting capacities		Stripping capacity for cross-sections mm <sup>2</sup>	Crimping capacity mm <sup>2</sup>	⚖ g
						⊕ Ø mm	⊕ mm <sup>2</sup>			
<b>13 81 200</b>	075240	200	black atramentized	polished	plastic coated	15	50	0.75 - 1.5 / 2.5	0.5 - 2.5	265
<b>13 82 200</b>	075080	200	black atramentized	polished	with multi-component grips	15	50	0.75 - 1.5 / 2.5	0.5 - 2.5	280
<b>13 82 200 T</b>	079972	200	black atramentized	polished	with multi-component grips and integrated tether attachment point	15	50	0.75 - 1.5 / 2.5	0.5 - 2.5	284
<b>13 86 200</b>	075097	200	chrome plated		insulate with multi-component grips, VDE-tested	15	50	0.75 - 1.5 / 2.5	0.5 - 2.5	280
<b>13 91 200</b>	075257	200	black atramentized	polished	plastic coated	15	50	0.75 - 1.5 / 2.5	0.5 - 2.5	265
<b>13 92 200</b>	075103	200	black atramentized	polished	with multi-component grips	15	50	0.75 - 1.5 / 2.5	0.5 - 2.5	280
<b>13 96 200</b>	075110	200	chrome plated		insulate with multi-component grips, VDE-tested	15	50	0.75 - 1.5 / 2.5	0.5 - 2.5	280




Electricians' Pliers

13

- > the ideal pliers for cable work
- > for gripping and bending wire
- > for cutting medium and hard wire
- > precision cutting edges additionally induction hardened, cutting edge hardness approx. 60 HRC
- > with precision stripping holes
- > for crimping end sleeves (ferrules)
- > Vanadium steel, forged, multi stage oil-hardened

13 05 160 T\*

pliers with tether attachment point for mounting a fall protection



Gripping



Cutting



Stripping



Crimping 0.5 to 2.5 mm<sup>2</sup>



13 01 160



13 02 160



13 05 160



13 05 160 T



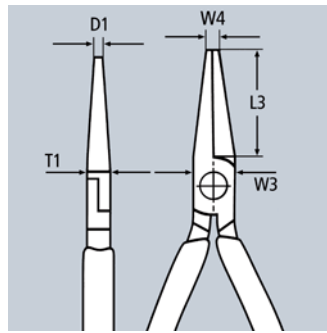

Article No.	EAN 4003773-	↔ mm		Pliers	Head	Handles	Cutting capacities		Stripping capacities mm <sup>2</sup>	 g
							 Ø mm	 Ø mm		
13 01 160	034971	160		black atramentized	polished	plastic coated	2.5	1.6	0.5 - 0.75 / 1.5 / 2.5	112
13 02 160	010470	160		black atramentized	polished	with multi-component grips	2.5	1.6	0.5 - 0.75 / 1.5 / 2.5	139
13 05 160	071426	160		chrome plated		with multi-component grips	2.5	1.6	0.5 - 0.75 / 1.5 / 2.5	139
13 05 160 T	079965	160		chrome plated		with multi-component grips and integrated tether attachment point	2.5	1.6	0.5 - 0.75 / 1.5 / 2.5	143

### Round Nose Pliers with cutting edge

(Jewellers' Pliers)

DIN ISO 5743

19



- > for gripping and manipulating fine wires, e.g. in jewellery work
- > ideal for cutting and bending activities, also in electronics
- > for bending wire loops
- > precision-ground round jaws with fine, pointed tips
- > cutting edges additionally induction hardened, cutting edgehardness approx. 60 HRC
- > Vanadium steel, forged, multi stage oil-hardened



19 01 130  
8

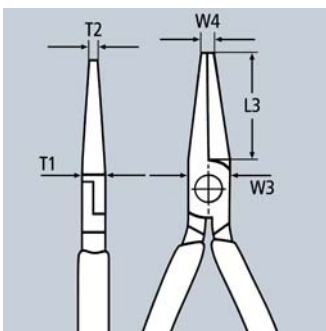
Article No.	EAN 4003773-	↔ mm		Pliers	Head	Handles	Cutting capacities		Dimensions					 g
							Ø mm	Ø mm	D1 mm	L3 mm	T1 mm	W3 mm	W4 mm	
19 01 130	034995	130		black atramentized	polished	plastic coated	2.2	1.6	1.0	32.0	8.0	13.5	2.0	73
19 03 130	014348	130		chrome plated		plastic coated	2.2	1.6	1.0	32.0	8.0	13.5	2.0	72

### Flat Nose Pliers with cutting edges

(Precision Mechanics Pliers)

DIN ISO 5745

23



- > suitable for gripping and cutting work in fine mechanics
- > flat, long jaws, tapering
- > cutting edges additionally induction hardened, cutting edge hardness approx. 60 HRC
- > High-grade special tool steel, forged, multi stage oil-hardened



23 01 140

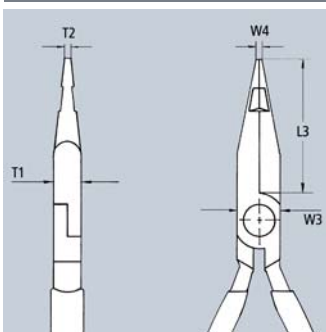
Article No.	EAN 4003773-	↔ mm		Head	Handles	Cutting capacities		Dimensions					 g
						Ø mm	Ø mm	T1 mm	L3 mm	W3 mm	W4 mm	T2 mm	
23 01 140	041290	140		polished	plastic coated	2.5	1.6	7.0	35.0	12.5	3.0	4.5	75

### Snipe Nose Pliers with centre cutter

(Telephone Pliers)

DIN ISO 5743

27



- > for gripping and separating of single wires in harnesses
- > with centre cutter for soft wire
- > half-round jaws
- > knurled gripping surfaces
- > Chrome vanadium electric steel, forged, oil-hardened



27 01 160

Article No.	EAN 4003773-	↔ mm		Head	Handles	Dimensions					 g
						L3 mm	W3 mm	T1 mm	W4 mm	T2 mm	
27 01 160	016106	160		polished	plastic coated	47.0	16.5	9.5	3.0	2.0	120



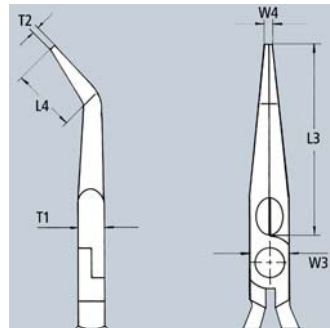
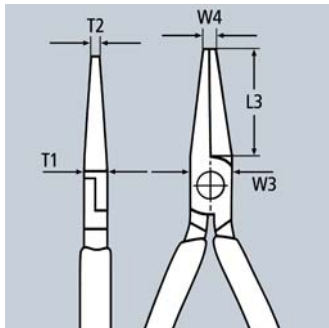
# Snipe Nose Side Cutting Pliers

(Radio Pliers)

DIN ISO 5745

25

- > suitable for finer gripping and cutting work
- > pointed, half-round jaws
- > knurled gripping surfaces
- > with cutting edges for soft, medium-hard and hard wire
- > cutting edges additionally induction hardened, cutting edge hardness approx. 61 HRC
- > Vanadium steel, forged, multi stage oil-hardened



Article No.	EAN	↔ mm	Pliers	Head	Handles	Cutting capacities		Dimensions							
						⊙ mm	◐ mm	L3 mm	L4 mm	W3 mm	T1 mm	W4 mm	T2 mm	⚖ g	
25 01 125	015932	125	black atra-mentized	polished	plastic coated	2.2	1.6	27.0		13.0	7.0	2.5	1.8	73	
25 01 140	013082	140		polished	plastic coated	2.5	1.6	42.0		15.0	8.0	2.5	2.0	89	
25 01 160	013099	160		polished	plastic coated	2.5	1.6	50.0		16.5	9.0	3.0	2.5	113	
25 02 140	023159	140		polished	with multi-component grips	2.5	1.6	42.0		15.0	8.0	2.5	2.0	109	
25 02 160	023166	160		polished	with multi-component grips	2.5	1.6	50.0		16.5	9.0	3.0	2.5	144	
25 03 125	043065	125		chrome plated	plastic coated	2.2	1.6	27.0		13.0	7.0	2.5	1.8	72	
25 05 140	035015	140		chrome plated	with multi-component grips	2.5	1.6	42.0		15.0	8.0	2.5	2.0	111	
25 05 160	022817	160		chrome plated	with multi-component grips	2.5	1.6	50.0		16.5	9.0	3.0	2.5	144	
25 06 160	033806	160		chrome plated	insulated with multi-component grips, VDE-tested	2.5	1.6	50.0		16.5	9.0	3.0	2.5	146	
25 21 160	015994	160	$\angle 40^\circ$	black atra-mentized	polished	plastic coated	2.5	1.6	50.0	23.0	16.5	9.0	3.0	2.5	112
25 25 160	016007	160	$\angle 40^\circ$	chrome plated	VDE-tested		2.5	1.6	50.0	23.0	16.5	9.0	3.0	2.5	143
25 26 160	052111	160	$\angle 40^\circ$	chrome plated	insulated with multi-component grips, VDE-tested		2.5	1.6	50.0	23.0	16.5	9.0	3.0	2.5	144

# Snipe Nose Side Cutting Pliers

(Stork Beak Pliers)

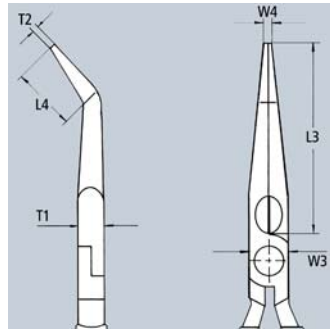
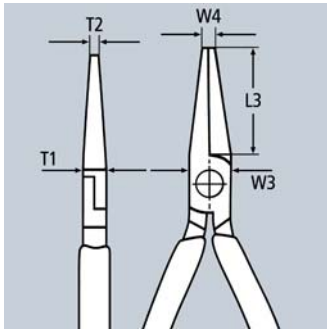

DIN ISO 5745

26

Elastic tips: dimensionally stable even when twisted

- > distortion-tolerant, elastic precision tips
- > half-round, long, pointed jaws
- > with cutting edges (hardness approx. 61 HRC) for soft, medium-hard and hard wire
- > Vanadium steel, forged, multi stage oil-hardened

26 12 200 T / 26 15 200 T / 26 22 200 T / 26 25 200 T\*  
pliers with tether attachment point for mounting a fall protection



26 11 200  
⊖ 




26 15 200  
⊖ 






26 22 200  
∠40° ⊖ 



26 25 200 T  
∠40° ⊖ 



26 26 200  
⚡ 1000V   ∠40° ⊖ 

Article No.	EAN 4003773-	↔ mm	Pliers	Head	Handles	Cutting capacities		Dimensions						⚖ g
						⊖ ∅ mm	⊖ ∅ mm	L3 mm	L4 mm	T1 mm	W3 mm	W4 mm	T2 mm	
26 11 200	022824	200	black atramentized	polished	plastic coated	3.2	2.2	73.0		9.5	18.0	3.0	2.5	170
26 12 200	023142	200	black atramentized	polished	with multi-component grips	3.2	2.2	73.0		9.5	18.0	3.0	2.5	201
26 12 200 T	079989	200	black atramentized	polished	with multi-component grips and integrated tether attachment point	3.2	2.2	73.0		9.5	18.0	3.0	2.5	205
26 13 200	040590	200	chrome plated		plastic coated	3.2	2.2	73.0		9.5	18.0	3.0	2.5	169
26 15 200	035022	200	chrome plated		with multi-component grips	3.2	2.2	73.0		9.5	18.0	3.0	2.5	198
26 15 200 T	035022	200	chrome plated		with multi-component grips and integrated tether attachment point	3.2	2.2	73.0		9.5	18.0	3.0	2.5	202
26 16 200	022831	200	chrome plated		insulated with multi-component grips, VDE-tested	3.2	2.2	73.0		9.5	18.0	3.0	2.5	206
26 17 200	016069	200	chrome plated		with dipped insulation, VDE-tested	3.2	2.2	73.0		9.5	18.0	3.0	2.5	212
26 21 200	022848	200	black atramentized	polished	plastic coated	3.2	2.2	73.0	23.0	9.5	18.0	3.0	2.5	171
26 22 200	023135	200	black atramentized	polished	with multi-component grips	3.2	2.2	73.0	23.0	9.5	18.0	3.0	2.5	197
26 22 200 T	080008	200	black atramentized	polished	with multi-component grips and integrated tether attachment point	3.2	2.2	73.0	23.0	9.5	18.0	3.0	2.5	201
26 25 200	035039	200	chrome plated		with multi-component grips	3.2	2.2	73.0	23.0	9.5	18.0	3.0	2.5	199
26 25 200 T	080015	200	chrome plated		with multi-component grips and integrated tether attachment point	3.2	2.2	73.0	23.0	9.5	18.0	3.0	2.5	203
26 26 200	022855	200	chrome plated		insulated with multi-component grips, VDE-tested	3.2	2.2	73.0	23.0	9.5	18.0	3.0	2.5	204
26 27 200	016090	200	chrome plated		with dipped insulation, VDE-tested	3.2	2.2	73.0	23.0	9.5	18.0	3.0	2.5	220

\* Other tools with tethering can be found from page 254 ff





Wire Strippers and  
Dismantling Tools

Insulation Stripper	42
Electronics Wire Stripping Shears	42
Electronics Wire Stripper	43
Diagonal Insulation Strippers	43
Precision Insulation Strippers	44
Insulation Strippers with adapted blades	45
MultiStrip 10 Automatic Insulation Stripper	46
Self-Adjusting Insulation Strippers	47
Automatic Insulation Stripper	47
Automatic Insulation Stripper for flat cable	48
Mini Stripping Tool	48
Wire Stripper for fibre optics	49
Stripping Tool for fibre optics	49
Stripping Tweezers for Coated Wire	49
Dismantling Pliers	50
Insulation Strippers	51
Dismantling Tools	51
Stripping Tool for coax cables	53
Dismantling Tool for flat and round cables	54
Dismantling Tool for data cables	54
Universal Dismantling Tools	55
ErgoStrip® Universal Dismantling Tool	56






## Insulation Strippers

11

- > for single, multiple and fine stranded conductors with plastic or rubber insulation max. 5.0 mm dia. or resp. 10 mm<sup>2</sup> cable cross section
- > easy adjustment to the required diameter of solid or stranded wire with knurled screw and lock nut
- > Special tool steel, forged, oil-hardened



Article No.	EAN 4003773-	↔ mm		Pliers	Head	Handles	Stripping capacities			g
							Ø mm	mm <sup>2</sup>	AWG	
11 01 160	013556	160	MM	black atramentized	polished	plastic coated	5.0	10	7	131
11 02 160	023180	160	MM	black atramentized	polished	with multi-component grips	5.0	10	7	165
11 05 160	039570	160	MM	chrome plated		with multi-component grips	5.0	10	7	157
11 06 160	021933	160	MM	chrome plated		insulated with multi-component grips, VDE-tested	5.0	10	7	166
11 07 160	015499	160	MM	chrome plated		with dipped insulation, VDE-tested	5.0	10	7	180
11 12 160	034964	160		black atramentized	polished	with multi-component grips	5.0	10	7	156
11 17 160	015505	160	MM	chrome plated		with dipped insulation, VDE-tested	5.0	10	7	181

## Electronics Wire Stripping Shears

11  
8



- > for cutting and stripping single, multiple and fine-stranded conductors with up to 0.75 mm<sup>2</sup> cable cross-section
- > easy adjustment to the required diameter of solid or stranded wire with knurled screw and lock nut
- > with opening spring
- > Special tool steel, oil-hardened



Article No.	EAN 4003773-	↔ mm		Head	Handles	Stripping capacities mm <sup>2</sup>	g

## Electronics Wire Stripper

11  
9

- > for single, multiple and fine stranded cables having a diameter from 0.1 up to 0.8 mm, with plastic or rubber insulation
- > easy adjustment to the required diameter of solid or stranded wire with knurled screw and lock nut
- > with opening spring
- > the mirror polish together with a fine film of oil offer effective rust protection – no circuit faults caused by peeling chrome from plated tools
- > Special tool steel, forged, oil-hardened



11 92 140  
✂️

Article No.	EAN 4003773-	↔ mm		Head	Handles	Stripping capacities Ø mm	⚖ g
11 92 140	016908	140	✂️	mirror polished	with multi-component grips	0.1 - 0.8	99

## Diagonal Insulation Strippers

14

With long cutting edges

High cutting capacity due to high leverage joint

- > precision stripping holes for single conductors of 1.5 and 2.5 mm<sup>2</sup>
- > convenient cutting of NYM cables up to 5 x 2.5 mm<sup>2</sup>
- > long tips for ultra fine cutting work also in confined areas
- > induction hardened precision blades,
- > cutting edge hardness approx. 60 HRC
- > Vanadium steel, forged, multi stage oil-hardened



— elongated cutting edge

— improved transmission ratio



14 22 160  
✂️



14 25 160  
✂️



14 26 160  
⚡ 1000 V ⚡  
✂️

Article No.	EAN 4003773-	↔ mm		Pliers	Head	Handles	Cutting capacities mm <sup>2</sup>	AWG	Cutting capacities		⚖ g
									⊘ mm	⊘ mm	
14 22 160	034988	160	✂️	black atramentized	polished	with multi-component grips	1.5 + 2.5	15 + 13	2.5	1.5	206
14 25 160	028697	160	✂️	chrome plated		with multi-component grips	1.5 + 2.5	15 + 13	2.5	1.5	206
14 26 160	040279	160	⚡ 1000 V ⚡ ✂️	chrome plated		insulated with multi-component grips, VDE-tested	1.5 + 2.5	15 + 13	2.5	1.5	216



# Precision Insulation Strippers

with adapted blades

12  
12

- > form-fit stripping also of difficult-to-remove insulating materials made of PTFE, silicone, Radox®, Kapton® and rubber; multi-layer too
- > a second pair of blades holds the remaining insulation reliably in place
- > replaceable shaped blade adapted precisely to the respective conductor cross-section
- > with length stop for constant stripping length during repetitive work
- > pliers body: steel
- > blade: special tool steel, oil-hardened



12 12 02  
PATENTED



12 12 12  
PATENTED



12 12 02 with cable guide and length stop



Precise cutting of the insulation to a complete extent



Positive stripping thanks to precise shape of the blades

**12 12 02**

with additional cable guide for exact positioning of the cable in the stripping area of the blade


**12 12 11 / 12 12 12 for solar cables**

specially adapted to multi-layered and RADOX® insulations; with additional cable support for a better centring of multi-layer insulated conductors in the stripping profiles


**12 12 13 / 12 12 14**

specially for cables according to US specifications (AWG)


**Maximum cable cross-section (in mm²) per profile:**




12 19 02




12 19 06




12 19 10




12 19 11



12 19 12



12 19 13

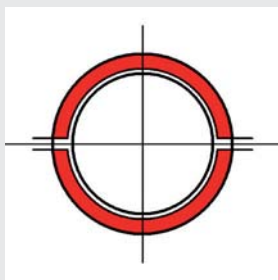


12 19 14

Radox® is a registered trademark of Huber & Suhner AG  
Kapton® is a registered trademark of E. I. du Pont de Nemours and Company

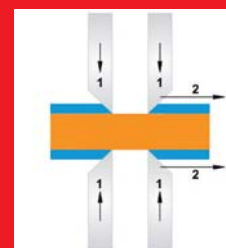
**Principle of operation with adapted blades**

Properly and precise stripping with an annular cut through the complete insulation. This is particularly important with conductors, which must be stripped precisely. This works without any problem even with difficult insulating materials made of PTFE, Radox® and multilayer insulations.



**Precisely and reliably**

Two pairs of blades (1) cut the insulation to a complete extent. Then the blade pairs move apart, and thus the insulation is removed form-fit (2). The pliers open automatically after the stripping procedure.




Article No.	EAN 4003773-	↔ mm		Pliers	Handles	Stripping capacities mm <sup>2</sup>	AWG	⚖ g
12 12 02	048077	195	M	burnished	with multi-component grips	0.03 - 0.09 / 0.14 / 0.38 / 0.57 / 1 / 1.5 / 2.08		447
12 12 06	049005	195				0.14-0.25 / 0.75 / 1.5 / 2.5 / 4 / 6		445
12 12 10	049012	195				2.5 / 4 / 6 / 10		445
12 12 11	062998	195	M	burnished	with multi-component grips	1.5 / 2.5 / 4 / 6		449
12 12 12	073758	195				4 / 6 / 10		450
12 12 13	062998	195	M	burnished	with multi-component grips		10 / 12 / 14 / 16 / 18 / 20	449
12 12 14	062998	195					16 / 18 / 20 / 22 / 24 / 26	450
12 19 02	049036	1 Set of spare blades for 12 12 02						
12 19 06	049043	1 Set of spare blades for 12 12 06						
12 19 10	049050	1 Set of spare blades for 12 12 10						
12 19 11	063001	1 Set of spare blades for 12 12 11						
12 19 12	073765	1 Set of spare blades for 12 12 12						
12 19 13	077558	1 Set of spare blades for 12 12 13						
12 19 14	077565	1 Set of spare blades for 12 12 14						

**Insulation Strippers**


with adapted blades

12


- > with replaceable blades for 4 or 6 different conductor cross-sections
- > leave wire undamaged thanks to precision-ground blade shapes, even multi-stranded conductors are stripped gently
- > during stripping, the wire is held firmly by clamping jaws
- > with length stop for constant stripping length during repetitive work
- > a spring leads the stripper back to the starting position
- > pliers body: aluminium
- > blade: special tool steel, oil-hardened



12 11 180: wire diameter in mm



12 21 180: wire cross-sections in mm<sup>2</sup>



12 11 180  
M

Article No.	EAN 4003773-	↔ mm		Pliers	Handles	Stripping capacities		AWG	⚖ g
						Ø mm	mm <sup>2</sup>		
12 11 180	000792	180	M	black lacquered	with plastic grips	0.5 / 1.2 / 1.6 / 2.0			368
12 21 180	000815	180				0.5 - 0.75 / 1 / 1.5 / 2.5 / 4 / 6	20 - 19 / 17 / 15 / 13 / 11 / 10	366	
12 19 180	022145	1 pair of spare blades for 12 11 180							
12 29 180	022152	1 pair of spare blades for 12 21 180							



# KNIPEX MultiStrip 10 Automatic Insulation Stripper

12  
42

Stripping without re-adjustment from 0.03 to 10 mm<sup>2</sup>  
 Universal blade geometry – robust and more durable  
 Ideal grip design with excellent haptics  
 Recessed wire cutter

- > fully automatic adjustment to all single-, multi- and fine-stranded conductors with PVC insulation and a number of special insulation throughout the entire capacity range from 0.03 to 10 mm<sup>2</sup>
- > no manual fine adjustment necessary, no damage to the conductors
- > the clamping jaws made of steel hold the cable in a way that prevents slipping without damaging the remaining insulation
- > with recessed wire cutter for copper and aluminium conductors, multi-stranded up to 10 mm<sup>2</sup> and single-stranded up to 6 mm<sup>2</sup>
- > particularly smooth-running mechanics and very low weight
- > replaceable blades block and length stop
- > handle with soft-plastic zone for a steady grip
- > body: plastic, fibreglass-reinforced
- > blade: special tool steel, oil-hardened



12 42 195  
 PATENTED



Wire cutter for multiple stranded wire cables up to 10 mm<sup>2</sup>




Steel clamping jaws avoid skidding of the cable

### Patented mechanics

The incision depth of the stripping blade adjusts fully automatically to the diameter of the wire and accordingly also to the thickness of all standard insulating materials. There is no need for any manual adjustment which is still necessary when other conventional pliers with a wide wire-stripping range are used.



Precise stripping from 0.03 to 10 mm<sup>2</sup> without re-adjustment



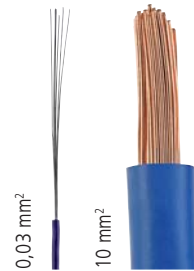
### Mode of operation of straight cutters

An incision is made in the red area only.

Not suitable for highly-flexible or armoured insulation materials or for multi-layered insulation.

STRAIGHT BLADE

# MultiStrip



Product video



Article No.	EAN 4003773-	↔ mm	Stripping capacities mm <sup>2</sup>	AWG	g
12 42 195	054580	195	0.03 - 10	32 - 7	136
12 49 21	057581	Spare blades block for 12 42 195			
12 49 23	057604	Spare length stop for 12 42 195			

## Self-Adjusting Insulation Strippers

12



12 40 200: Adjustable length stop



12 40 200: Precise stripping prevents damage to the conductor

### 12 40 200

for thin ribbon cables up to 10 mm width in a single pass

- > for single, multiple and fine stranded conductors with plastic or rubber insulation
- > adapts automatically to the respective cable cross-section; prevents damage to the conductor
- > cutting depth can be adjusted for different insulation materials
- > with wire cutter for copper and aluminium wires, multiple stranded up to 10 mm<sup>2</sup> and single stranded up to 6 mm<sup>2</sup>
- > smoothly operating mechanism
- > stripping blades and clamping jaws easily replaceable
- > low weight
- > body: plastic, fibreglass-reinforced
- > blade: special tool steel, oil-hardened



12 40 200

Article No.	EAN 4003773-	↔ mm		Stripping capacities mm <sup>2</sup>	AWG	Length stop mm	⚖ g
12 40 200	026662	200	⌌	0.03 - 10	32 - 7	3.0 - 18.0	202
12 50 200	034407	200	⌌	2.5 - 16	13 - 5		200
12 49 01	026679	1 pair of spare blades for 12 40 200					
12 49 02	026686	1 pair of spare clamping jaws for 12 40 200					
12 49 03	026693	Spare length stop for 12 40 200					
12 49 04	053071	Torsion spring for 12 40/50 200					
12 49 05	053088	Coil spring in the head for 12 40/50 200					
12 59 01	034414	1 pair of spare blades for 12 50 200					
12 59 02	034421	1 pair of spare clamping jaws for 12 50 200					

## Automatic Insulation Stripper

12  
62

- > compact standard tool at a favourable price for all current cable cross-sections and insulating materials
- > for single, multiple and fine stranded cables of 0.2 up to 6 mm<sup>2</sup> with standard insulation
- > adapts automatically to the respective cable cross-section; prevents damage to the conductor
- > high operation comfort thanks to handy shape and low weight narrow head style for use in confined areas
- > with wire cutter for copper and aluminium wires up to 2.5 mm<sup>2</sup>
- > with adjustable length stop from 6.0 - 18.0 mm for cutting the same stripping lengths during repetitive work
- > body: plastic, fibreglass-reinforced
- > blades: special tool steel, oil-hardened, interchangeable



12 62 180

Article No.	EAN 4003773-	↔ mm		Stripping capacities mm <sup>2</sup>	AWG	⚖ g
12 62 180	054573	180	⌌	0.2 - 6	24 - 10	151
12 69 21	060093	1 pair of spare blades for 12 62 180				
12 69 23	067115	Spare length stop for 12 62 180				



## Automatic Insulation Stripper for flat cable

12  
64



- > for PVC insulated flat cables up to a max. 12 mm width and 0.75 to 2.5 mm<sup>2</sup>
- > adapts automatically to the various conductor heights; prevents damage to the conductor
- > long stripping lengths possible
- > blade replaceable
- > smoothly operating mechanism
- > low weight
- > body: plastic, fibreglass-reinforced
- > blade: special tool steel, oil-hardened



12 64 180  
 

Article No.	EAN	↔ mm		Stripping capacities mm <sup>2</sup>	AWG	⚖ g	
12 64 180	073284	180		0.75 - 2.5	19 - 13	125	
12 69 31	073932	1 pair of spare blades for 12 64 180					

## Mini Stripping Tool

12  
80



- > precise stripping, stepwise adjustment to the conductor diameters with wire cutter
- > adjustable length stop from 4.0 - 15.0 mm
- > with locking device
- > housing: plastic, impact-proof

**12 80 040 SB**  
for thin copper conductors dia. 0.12 to 0.4 mm

**12 80 100 SB**  
for thin copper conductors dia. 0.3 to 1.0 mm



12 80 100 SB  




Article No.	EAN	↔ mm		Stripping capacities Ø mm	AWG	⚖ g
12 80 040 SB	071655	100		0.12 - 0.4	36 - 26	52
12 80 100 SB	043119	100		0.30 - 1.0	28 - 18	34

**Wire Stripper**  
for fibre optics

12  
82

- > to remove primary and secondary coating of fibre optics
- > Chrome vanadium electric steel in special quality, oil-hardened




12 82 130 SB

Article No.	EAN 4003773-	↔ mm	Pliers	Handles	Stripping capacities Ø mm	⚖ g
12 82 130 SB	050094	130	burnished	with plastic grips	primary-coating: 0.125 mm / secondary-coating: 0.250 mm	69

**Stripping Tool**  
for fibre optics

12  
85

- > to remove primary coating of fibre optics Ø 0.125 mm
- > blade dia. 0.18 mm, hole for cable feeding 0.30 mm dia.
- > adjustable length stop
- > housing: plastic, impact-proof



12 85 100 SB

Article No.	EAN 4003773-	↔ mm	Stripping capacities Ø mm	⚖ g
12 85 100 SB	043126	100	Primary coating 0.125 mm	44

**Stripping Tweezers for Coated Wire**

15  
11

- > for stripping off varnished insulation on copper wires
- > blades for other wire diameters available as spare parts
- > tweezers body: spring steel, oil-hardened
- > handle shells: plastic



15 11 120

Article No.	EAN 4003773-	↔ mm	Stripping capacities Ø mm	⚖ g
15 11 120	015550	120	0.6	34

15 19 005	021551	1 pair of spare blades for 15 11 120, Ø 0.5 mm		
15 19 006	021568	1 pair of spare blades for 15 11 120, Ø 0.6 mm		
15 19 008	021575	1 pair of spare blades for 15 11 120, Ø 0.8 mm		
15 19 010	021582	1 pair of spare blades for 15 11 120, Ø 1.0 mm		



# Dismantling Pliers

DIN ISO 5746

13

**NEW**

## Multifunctional – cutting, dismantling and stripping with one pair of pliers.


For time-saving dismantling and stripping of all common round and damp-proof installation cables (e.g. NYM cable)

Simplified access especially to deep mounted flush sockets thanks to slim head design and optimally angled cable sheath cutter


Strip cables easily and without damage thanks to circular cutting edge with depth limit

- > suitable for universal use: precision wire stripping holes for conductors from 1.5 and 2.5 mm<sup>2</sup>
- > with diagonal cutters for cutting and trimming conductors, wires, small screws and nails
- > all cutters additionally induction hardened to approx. 61 HRC for high wear resistance
- > 30% lighter than comparable pliers
- > Vanadium steel, forged, multi stage oil-hardened

Product video



13 42 165



13 45 165



13 46 165



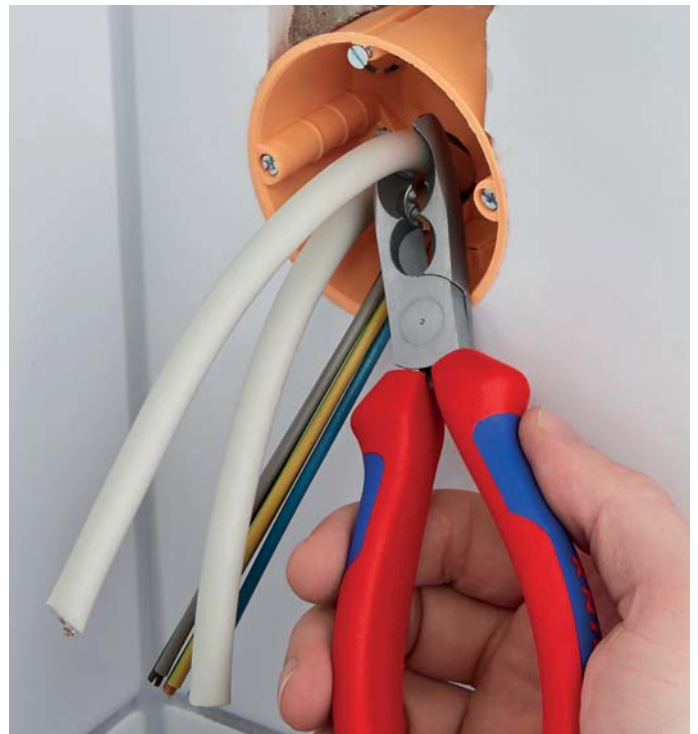
Stripping holes for conductors of 1.5 mm<sup>2</sup> and 2.5 mm<sup>2</sup>



Cutting cable up to 13 mm diameter



Cutting edges shortening of single wires



Dismantling deep down in a flush-mounted socket

Article No.	EAN	↔ mm		Pliers	Head	Handles	Dismantling capacities Ø mm	Stripping capacities mm <sup>2</sup>	◐ Ø mm	◑ Ø mm	⚖ g
13 42 165	079675	165		black atramentized	polished	with multi-component grips	8 - 13	1.5 / 2.5	3.2	2.2	176
13 45 165	079699	165		chrome plated		with multi-component grips	8 - 13	1.5 / 2.5	3.2	2.2	176
13 46 165	079910	165		chrome plated		insulated with multi-component grips, VDE-tested	8 - 13	1.5 / 2.5	3.2	2.2	190

## Insulation Strippers

15




- > for stripping thin cables
- > accurate boring to match diameter of wire, precise stripping prism; non-adjustable
- > with opening spring
- > Chrome vanadium electric steel, forged, oil-hardened

15 61 160  

Article No.	EAN 4003773-	↔ mm		Head	Handles	Stripping capacities Ø mm	⚖ g
15 51 160	044451	160		polished	plastic coated	0,5	101
15 61 160	014843	160		polished	plastic coated	0,6	102
15 81 160	015574	160		polished	plastic coated	0,8	102

## Dismantling Tools

16  
20

- > for stripping all common round cables
- > self-tightening holding lever
- > with adjusting screw for cutting depth adjustment
- > turnable blade for circular and longitudinal cutting
- > spare blade inside the handle
- > secure grip due to soft component material on handle and holding lever to avoid slipping
- > housing: plastic, impact-proof

16 20 165 SB  
with knife and hook blade, protective cap included16 20 16 SB  
16 20 165 SB  

Article No.	EAN 4003773-	↔ mm		Stripping capacities Ø mm	⚖ g
16 20 16 SB	060451	130		4.0 - 16.0	95
16 20 28 SB	060468	130		8.0 - 28.0	95
16 20 165 SB	043133	165		8.0 - 28.0	85

16 29 165	043140	Spare blade 16 20 16 SB / 16 20 28 SB / 16 20 165 SB				
-----------	--------	---	--	--	--	--



Dismantling Tool

16  
30

- > for dismantling round cable sheaths made of PVC, rubber, silicone or PTFE from 6.0 - 29.0 mm dia.
- > self-tightening holding lever
- > with knurled nut for cutting depth adjustment
- > changing from circular to longitudinal cutting by turning the tool body
- > spiral cutting for removing intermediate pieces
- > replaceable blade
- > housing: plastic, impact-proof



Setting the tool for circular cutting



16 30 135 SB  
MM



Longitudinal cut



Spiral cutting

Article No.	EAN	↔ mm		Stripping capacities Ø mm	⚖ g
16 30 135 SB	4003773-033349	135	MM	6.0 - 29.0	120
16 39 135	027317	Spare blade for 16 30 135 SB			

Dismantling Tool

16  
40

- > for dismantling round cables exceeding 25.0 mm dia.
- > removes all kinds of insulation layers
- > suitable for longitudinal and circular cutting
- > cutting depth can be adjusted up to 5.0 mm
- > replaceable blade (both sides can be used)
- > tool body: plastic, fibreglass-reinforced



16 40 150



Setting the tool for longitudinal cut



Longitudinal cut



Turning the tool for circumferential cut



Circular cut

Article No.	EAN	↔ mm	Stripping capacities Ø mm	⚖ g
16 40 150	4003773-026709	150	> 25	210
16 49 150	026716	Spare blade for 16 40 150		



Adjustable cutting depth

## Stripping Tool for coax cables

16  
60


- > for stripping coax cables (RG 58, RG 59 and RG 62)
- > for stripping outer sheath, shield and insulation in a single process
- > with three built-in blades
- > the cutting depth of each blade can be adjusted individually by means of a hexagonal key (Allen key)
- > the blade spacing remains constant
- > housing: plastic, impact-proof



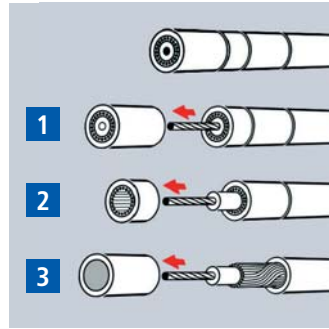
16 60 05 SB



3 stripping steps in one operation



Interior layers uncovered individually



Dismantling of Coax-cable in three steps

Article No.	EAN 4003773-	↔ mm		Cable type	⚖ g
16 60 05 SB	044888	105		RG 58, RG 59 + RG 62	73

## Wire stripping tool for coax and data cable

16  
60

- > universal stripping tool for Coax cables RG 59, RG 6, RG 7, RG 11
- > for stripping outer sheath and interior insulation in a single process
- > adjustable stripping blade for data cable
- > two stripping blades for cutting and stripping telephone ribbon cable (4P/6P/8P) in a single operation
- > integrated blade for cutting data cables
- > housing: plastic, impact-proof



16 60 06 SB



Article No.	EAN 4003773-	↔ mm		Cable type	⚖ g
16 60 06 SB	077961	125		RG 59, RG 6, RG 7, RG 11	100



**Stripping Tool**

for coax cables

**16**  
60

- > for dismantling and stripping all common coax cables between 4.8 - 7.5 mm dia. (e.g. for TV- and satellite antenna), also suitable for PVC round cable 3 x 0.75 mm<sup>2</sup>
- > with length scale 5.0 - 20.0 mm
- > double shell, folding back stripping tool
- > with opening spring and locking device
- > body: plastic, fibreglass-reinforced

**16 60 100 SB**  
MM

Article No.	EAN 4003773-	↔ mm		Stripping capacities Ø mm	⚖ g
<b>16 60 100 SB</b>	040811	100	MM	Coax-cables 4.8 - 7.5 mm round cables 3 x 0,75 mm <sup>2</sup>	22

**Dismantling Tool**

for flat and round cables

**16**  
64


- > for flat cables up to 12 mm in width
- > for dismantling and stripping all common round and damp-proof installation cables Ø 4.0 to 13.0 mm (e.g. NYM cable 3 x 1.5 mm<sup>2</sup> up to 5 x 2.5 mm<sup>2</sup>)
- > stripping device for cross-sections 0.8 / 1.5 / 2.5 mm<sup>2</sup> (AWG 20 / 16 / 14)
- > with opening spring and locking device
- > for use in confined and difficult to access work areas
- > also for use in conduit and distribution boxes
- > body: plastic, fibreglass-reinforced

**16 64 125 SB**  
MM

Article No.	EAN 4003773-	↔ mm		Stripping capacities		Types of cables	⚖ g
				Ø mm	mm <sup>2</sup>		
<b>16 64 125 SB</b>	076933	125	MM	4.0 - 13.0	0.8 - 2.5	flat cable 12 mm / round cable Ø 4 - 13 mm	48

**Dismantling Tool**

for data cables

**16**  
65

- > for stripping UTP and STP data cables with diameters of 4.5 to 10.0 mm
- > stripping device for cross-sections 0.2 / 0.3 / 0.8 / 1.5 / 2.5 / 4 mm<sup>2</sup>
- > double shell, folding back stripping tool
- > with opening spring and locking device
- > practical clip for easy transport
- > body: plastic, fibreglass-reinforced
- > blades: special tool steel, oil-hardened, TiN-coated

**16 65 125 SB**  
MM

Article No.	EAN 4003773-	↔ mm		Stripping capacities		Types of cables	⚖ g
				Ø mm	mm <sup>2</sup>		
<b>16 65 125 SB</b>	043157	125	MM	4.5 - 10.0	0.2 - 4	CAT 5, CAT 6, CAT 7, Twisted-Pair (UTP/STP)	50

## Universal Dismantling Tools

16  
8

- > for dismantling and stripping all common round and damp-proof installation cables between 8 - 13 mm dia. (e.g. 3 x 1.5 mm<sup>2</sup> up to 5 x 2.5 mm<sup>2</sup>)
- > also for use in conduit and distribution boxes
- > double shell, folding back stripping tool
- > with opening spring and locking device
- > practical clip for easy transport
- > body: plastic, fibreglass-reinforced

### 16 85 125 SB

with additional blade for longitudinal cuts; telescopic blade inside; stripping device for cross-sections 0.2 / 0.3 / 0.8 / 1.5 / 2.5 / 4 mm<sup>2</sup>; with integrated cable guide for longitudinal cut. This enables rigid insulation (e.g. halogen-free) to be stripped more easily.



16 80 125 SB  
MM




16 85 125 SB  
MM

Article No.	EAN 4003773-	↔ mm		Stripping capacities		Types of cables	⚖ g
				Ø mm	mm <sup>2</sup>		
16 80 125 SB	040828	125	MM	8.0 - 13.0		round cable, e.g.: 3 x 1.5 mm <sup>2</sup> up to 5 x 2.5 mm <sup>2</sup>	71
16 85 125 SB	060444	125	MM	8.0 - 13.0	0.2 - 4.0	round cable, e.g.: 3 x 1.5 mm <sup>2</sup> up to 5 x 2.5 mm <sup>2</sup>	67

## Universal Dismantling Tool

for building and industrial cables

16  
90



- > for dismantling and stripping all common round and damp-proof installation cables between 8.0 - 13.0 mm dia. (e.g. 3 x 1.5 mm<sup>2</sup> up to 5 x 2.5 mm<sup>2</sup>)
- > specially suitable for larger cross-sections and for difficult insulating materials
- > no adjustment of blades to cutting depth required
- > with opening spring and locking device
- > stripping device for conductors and strands 1.5 mm<sup>2</sup> and 2.5 mm<sup>2</sup>
- > two-way length stop (ideal for right and left-handers)
- > fastening device on the end of the handle (fall protection)
- > for use in confined and difficult to access work areas
- > also for use in conduit and distribution boxes
- > body: plastic, fibreglass-reinforced



16 90 130 SB  
MM

Article No.	EAN 4003773-	↔ mm		Stripping capacities		Types of cables	⚖ g
				Ø mm	mm <sup>2</sup>		
16 90 130 SB	076940	130	MM	8.0 - 13.0	1.5 + 2.5	round cable, e.g. 3 x 1.5 mm <sup>2</sup> up to 5 x 2.5 mm <sup>2</sup>	47

## KNIPEX ErgoStrip® Universal Dismantling Tool

16  
95


NEW

For the fast and precise dismantling and stripping of all common round and damp-proof installation cables (e.g. NYM cable 3 x 1.5 mm<sup>2</sup> up to 5 x 2,5 mm<sup>2</sup>), data cable (e.g. twisted pair) and coax cable

Innovative, ergonomic pistol grip design for easy cutting, stripping and longitudinal cut of the sheath

- > conical, slimmed down tool ends for better access in confined areas
- > stripping device for cross-sections 0.2 / 0.3 / 0.8 / 1.5 / 2.5 and 4 mm<sup>2</sup>
- > simplified insertion of single wires for stripping using location ridges
- > with opening spring and locking device
- > easy insertion of coax and data cable thanks to opening aid
- > multi-component design with a soft plastic zone for comfortable use and a secure grip
- > housing made from stable plastic fibreglass-reinforced

16 95 01 SB

 PAT. PEND.


GERMAN  
DESIGN  
AWARD  
WINNER  
2017




# ErgoStrip®



Dismantling of a NYM cable



With concealed cutter in overhanging thumb rest for convenient lengthwise cut



Stripping of single conductors



Dismantling of a data cable



Dismantling of a coax cable



Stripping of a coax cable

Product video



Article No.	EAN 4003773- 079927	↔ mm	↗ mm	Stripping capacities			⚖ g	
				Round cables Ø mm	Conductors and strands mm <sup>2</sup>	Data cables		Coax-cables Ø mm
<b>16 95 01 SB</b>		135	MM	8 - 13	0.2 - 4	CAT 5 - 7, Twisted-Pair (UTP/STP)	4.8 - 7.5	95



Gripping and Grip Pliers

Flat Nose Pliers	60
Round Nose Pliers	61
Long Reach Needle Nose Pliers	61
Long Reach Needle Nose Pliers with transverse profiles	62
Telephone Pliers	63
Gripping Pliers (Needle Nose Pliers)	63
Long Nose Pliers	64
Relay Adjusting Pliers	65
Duckbill Pliers	65
Gripping Pliers for precision mechanics	66
Mechanics' Pliers	67
Universal Grip Pliers	68
Welding Grip Pliers	68
Grip Pliers	69



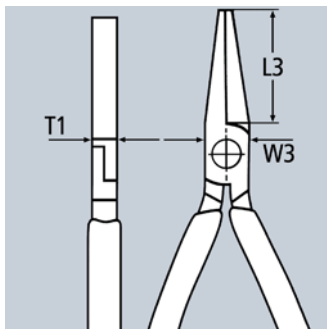


# Flat Nose Pliers

DIN ISO 5745

20

- > flat, short, wide jaws
- > knurled gripping surfaces
- > Special tool steel, forged, oil-hardened



20 01 160



20 02 160











20 05 160



20 06 160

⚠ 1000 V    

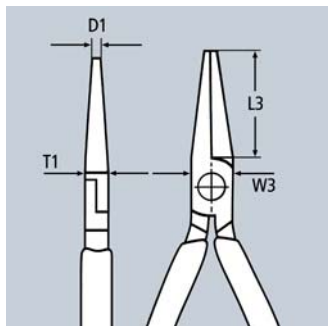
Article-No.	EAN 4003773-	↔ mm		Pliers	Head	Handles	Dimensions			 g
							L3 mm	W3 mm	T1 mm	
20 01 125	014447	125					27.0	14.5	8.0	75
20 01 140	014454	140		black atramentized	polished	plastic coated	28.0	15.5	9.5	107
20 01 160	015017	160		black atramentized	polished	plastic coated	30.0	17.0	9.5	144
20 01 180	015666	180					35.0	19.0	10.0	188
20 02 140	043386	140		black atramentized	polished	with multi-component grips	28.0	15.5	9.5	137
20 02 160	035008	160		black atramentized	polished	with multi-component grips	30.0	17.0	9.5	172
20 05 140	042464	140		chrome plated		with multi-component grips	28.0	15.5	9.5	136
20 05 160	042457	160		chrome plated		with multi-component grips	30.0	17.0	9.5	176
20 06 160	033783	160		chrome plated		insulated with multi-component grips, VDE-tested	30.0	17.0	9.5	176

## Round Nose Pliers

DIN ISO 5745

22

- > for bending wire loops
- > round, short jaws; finely ground
- > Special tool steel, forged, oil-hardened

22 01 160  
8 22 02 160  
8 22 06 160  

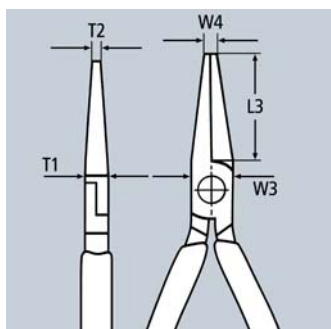
Article-No.	EAN 4003773-	↔ mm		Pliers	Head	Handles	Dimensions				
							L3 mm	W3 mm	D1 mm	T1 mm	 g
22 01 125	014461	125		Pliers			27.0	14.5	2.0	8.0	75
22 01 140	013013	140		black atramentized	polished	plastic coated	28.0	16.5	2.5	9.5	100
22 01 160	015024	160		black atramentized	polished	plastic coated	30.0	18.0	3.0	9.5	140
22 02 140	043430	140		black atramentized	polished	with multi-component grips	28.0	16.5	2.5	9.5	129
22 02 160	023173	160		black atramentized	polished	with multi-component grips	30.0	18.0	3.0	9.5	170
22 05 140	042891	140		chrome plated		with multi-component grips	28.0	16.5	2.5	9.5	127
22 05 160	077275	160		chrome plated		with multi-component grips	30.0	18.0	3.0	9.5	169
22 06 160	033790	160		chrome plated		insulated with multi-component grips, VDE-tested	30.0	18.0	3.0	9.5	175

## Long Reach Needle Nose Pliers

DIN ISO 5743

28

- > specially suitable for gripping and assembly work with a higher prehensile power
- > knurled gripping surfaces
- > High-grade special tool steel, forged, oil-hardened

28 01 200  
28 21 200  

Article-No.	EAN 4003773-	↔ mm		Pliers	Head	Handles	Dimensions					
							L3 mm	W3 mm	T1 mm	W4 mm	T2 mm	 g
28 01 200	044468	200		black atramentized	polished	plastic coated	33.0	13.5	10.5	4.0	10.5	197
28 21 200	028246	200		black atramentized	polished	plastic coated	34.0	13.5	10.5	3.0	3.0	187

## Long Reach Needle Nose Pliers

with transverse profiles

DIN ISO 9745

28

### Long assembly pliers with wave profile

For gripping, adjustment and assembly work in hard to reach areas thanks to slim, very long design

Deep parts can be easily reached using the slim, half-round tips



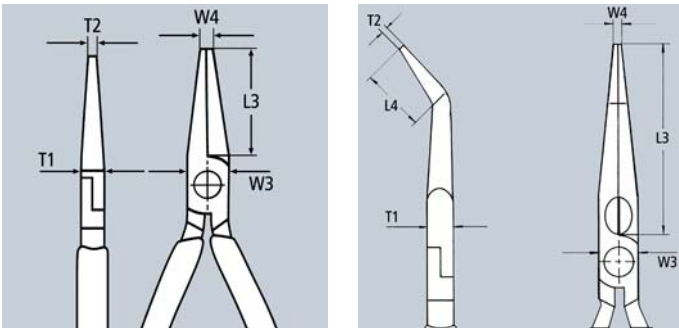
- > careful yet reliable gripping, holding and guiding of small copper pipes, screws and cables as well as other round parts thanks to milled grooves with smooth surfaces
- > serrated pipe grip to grip round parts
- > particularly suitable for work in the automotive trade and in mechanical engineering
- > slim yet robust tool
- > forged from special tool steel, oil-hardened and tempered





28 71 280  
 



28 81 280  
 $\angle 45^\circ$   



Wave-shaped gripping profile: transverse profile for gripping, holding and guiding

Article-No.	EAN	↔ mm		Pliers	Head	Handles	Dimensions					 g	
							L3 mm	L4 mm	W3 mm	T1 mm	W4 mm		T2 mm
28 71 280	079415	280		black atramentized	polished	plastic coated	76.5		20.0	9.0	3.0	2.5	235
28 81 280	079422	280	 $\angle 45^\circ$	black atramentized	polished	plastic coated	70.0	20.0	20.0	9.0	2.5	2.5	235



## Telephone Pliers


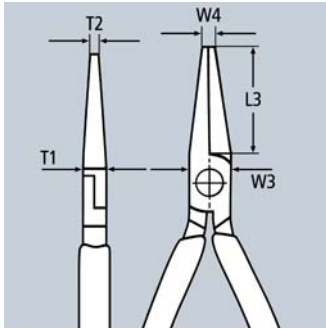
DIN ISO 5745

29

- > gripping surfaces cross-hatched, knurled
- > Chrome vanadium electric steel, forged, oil-hardened

## 29 21 160 / 29 25 160

extra slim, fine tips; also suitable for soldering work



29 11 160



29 25 160



Article-No.	EAN 4003773-	↔ mm		Pliers	Head	Handles	Dimensions					g
							L3 mm	W3 mm	T1 mm	W4 mm	T2 mm	
29 11 160	016175	160		black atramentized	polished	plastic coated	55.0	14.0	8.0	2.5	8.5	103
29 21 160	043454	160		black atramentized	polished	plastic coated	54.0	14.0	9.0	2.0	2.0	112
29 25 160	043478	160		chrome plated		with multi-component grips	54.0	14.0	9.0	2.0	2.0	139

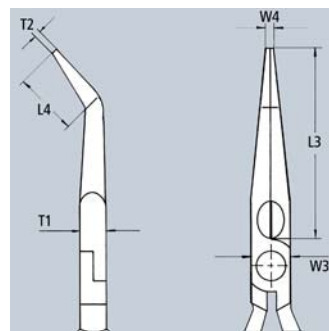
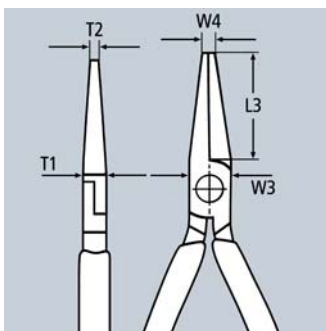
## Gripping Pliers

(Needle-Nose Pliers)

DIN ISO 5743

31

- > precision pliers for very exact assembly, bending and adjusting work
- > with extra long jaws: length of jaws 55.0 mm
- > smooth ground gripping surfaces
- > edges carefully deburred
- > Chrome vanadium electric steel, forged, oil-hardened



31 11 160



31 25 160



Article-No.	EAN 4003773-	↔ mm		Pliers	Head	Handles	Dimensions					g	
							L3 mm	L4 mm	W3 mm	T1 mm	W4 mm		T2 mm
31 11 160	044475	160		black atramentized	polished	plastic coated	55.0		16.0	7.5	2.0	2.5	100
31 15 160	016465	160		chrome plated		with multi-component grips	55.0		16.0	7.5	2.0	2.5	124
31 21 160	046790	160		black atramentized	polished	plastic coated	55.0	27.0	16.0	7.5	2.0	2.5	97
31 25 160	016489	160		chrome plated		with multi-component grips	55.0	27.0	16.0	7.5	2.0	2.5	123

# Long Nose Pliers

DIN ISO 5745

30

- > heavy-duty and hard-wearing gripping pliers
- > different jaw styles
- > Chrome vanadium electric steel, forged, oil-hardened

**Style 1**

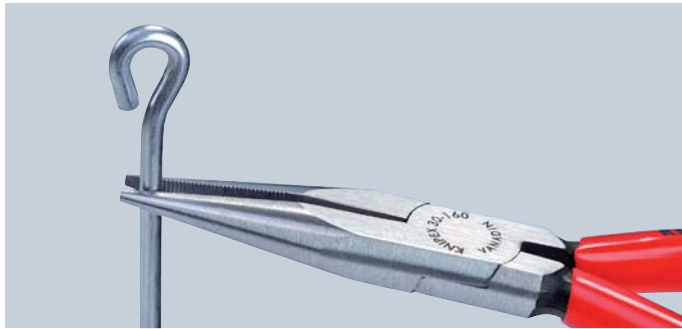
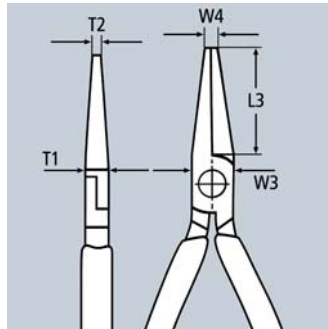

long, trapezoidal jaws; knurled gripping surfaces

**Style 2**

long, half-round jaws; knurled gripping surfaces

**Style 3**

long, round jaws; smooth gripping surfaces



30 11 160



30 25 160



30 36 160

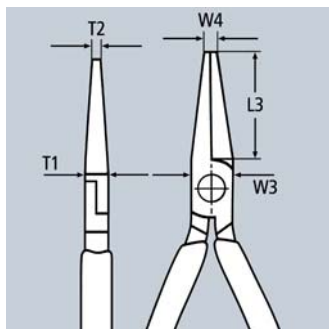
Article-No.	EAN 4003773-	↔ mm	Style	Pliers	Head	Handles	Dimensions					⚖ g	
							L3 mm	W3 mm	T1 mm	W4 mm	T2 mm		
30 11 140	033936	140					42.0	15.0	8.0	2.5	4.0	86	
30 11 160	023128	160		1	black atramentized	polished	plastic coated	46.5	16.5	9.5	3.0	5.0	121
30 11 190	013051	190						50.0	18.5	9.5	3.0	7.0	140
30 13 140	016298	140		1	chrome plated		plastic coated	42.0	15.0	8.0	2.5	4.0	87
30 13 160	043485	160						46.5	16.5	9.5	3.0	5.0	118
30 15 140	042914	140						42.0	15.0	8.0	2.5	4.0	106
30 15 160	035046	160		1	chrome plated		with multi-component grips	46.5	16.5	9.5	3.0	5.0	149
30 15 190	001881	190						50.0	18.5	8.0	3.0	7.0	171
30 16 160	001904	160	   	1	chrome plated		insulated with multi-component grips, VDE-tested	46.5	16.5	9.5	3.0	5.0	150
30 21 140	042433	140						42.0	15.0	8.0	2.5	2.0	95
30 21 160	035053	160		2	black atramentized	polished	plastic coated	50.0	16.5	9.5	3.0	2.5	121
30 21 190	016366	190						50.0	18.5	8.0	3.0	2.4	135
30 23 140	016373	140		2	chrome plated		plastic coated	42.0	15.0	8.0	2.5	2.0	95
30 25 140	001980	140						42.0	15.0	8.0	2.5	2.0	114
30 25 160	035060	160		2	chrome plated		with multi-component grips	50.0	16.5	9.5	3.0	2.5	151
30 25 190	043515	190						50.0	18.5	8.0	3.0	2.4	168
30 31 160	035077	160		3	black atramentized	polished	plastic coated	41.0	16.5	9.5	5.0	2.5	110
30 33 160	043539	160		3	chrome plated		plastic coated	41.0	16.5	9.5	5.0	2.5	111
30 35 140	043102	140						37.5	15.0	8.0	4.0	2.0	102
30 35 160	035084	160		3	chrome plated		with multi-component grips	41.0	16.5	9.5	5.0	2.5	138
30 36 160	002123	160	   	3	chrome plated		insulated with multi-component grips, VDE-tested	41.0	16.5	9.5	5.0	2.5	141

## Relay Adjusting Pliers

DIN ISO 5743

32

- > for gripping components and wires of the smallest diameters and for bending contact and relay springs
- > polished gripping surfaces
- > edges carefully deburred
- > High-grade special tool steel, forged, oil-hardened



32 11 135



32 21 135

32 31 135  
∠40°

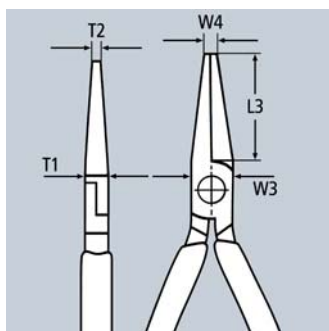
Article-No.	EAN 4003773-	↔ mm		Pliers	Head	Handles	Dimensions					g
							L3 mm	W3 mm	T1 mm	W4 mm	T2 mm	
32 11 135	035091	135		black atramentized	polished	plastic coated	34.0	12.5	7.0	1.4	1.5	73
32 21 135	043553	135		black atramentized	polished	plastic coated	34.0	12.5	7.0	1.4	3.5	74
32 31 135	043560	135		black atramentized	polished	plastic coated	32.0	12.5	7.0	1.4	3.5	73

## Duckbill Pliers

DIN ISO 5743

33

- > duckbill shaped jaws 9.0 mm wide at the tip and tapering to 1.5 mm thickness
- > smooth gripping surfaces
- > Chrome vanadium electric steel, forged, oil-hardened



33 01 160



33 03 160

Article-No.	EAN 4003773-	↔ mm		Pliers	Head	Handles	Dimensions					g
							L3 mm	W3 mm	T1 mm	W4 mm	T2 mm	
33 01 160	016663	160		black atramentized	polished	plastic coated	55.0	15.0	7.5	3.0	9.0	103
33 03 160	016670	160		chrome plated		plastic coated	55.0	15.0	7.5	3.0	9.0	103



## Gripping Pliers

for precision mechanics

DIN ISO 9655

37

- > precision pliers for fine assembly work, e.g. in electronics and fine mechanics
- > for gripping, holding, bending and adjusting
- > tips precision ground
- > smooth gripping surfaces
- > edges carefully deburred
- > lap joint
- > Chrome vanadium electric steel, forged, oil-hardened

### Style 1

flat, wide jaws

### Style 2

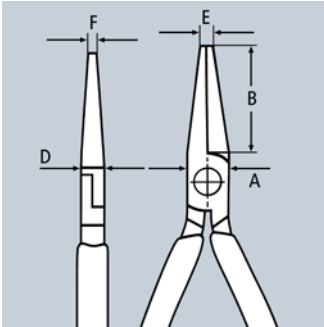
flat, concave and pointed jaws

### Style 3


half-round jaws

### Style 4

round, pointed jaws to bend wire loops



37 11 125



37 21 125



37 31 125



37 41 125



Article-No.	EAN 4003773-	↔ mm	Style	Pliers	Head	Handles	Dimensions					⚖ g
							B mm	A mm	D mm	E mm	F mm	
37 11 125	014287	125	1	black atramentized	polished	plastic coated	27.0	12.5	7.0	2.0	5.5	76
37 13 125	043638	125	1	chrome plated		plastic coated	27.0	12.5	7.0	2.0	5.5	71
37 21 125	035138	125	2	black atramentized	polished	plastic coated	27.0	12.5	7.0	2.0	2.0	74
37 23 125	043645	125	2	chrome plated		plastic coated	27.0	12.5	7.0	2.0	2.0	72
37 31 125	035145	125	3	black atramentized	polished	plastic coated	27.0	12.5	7.0	2.0	1.6	74
37 33 125	016960	125	3	chrome plated		plastic coated	27.0	12.0	7.0	2.0	1.6	78
37 41 125	035152	125	4	black atramentized	polished	plastic coated	27.0	14.5	8.0	2.0	1.0	76
37 43 125	043652	125	4	chrome plated		plastic coated	27.0	14.5	8.0	2.0	1.0	76

## Mechanics' Pliers

DIN ISO 5745

38

- > high bending strength of the pliers tips
- > gripping surfaces cross-hatched, knurled
- > Vanadium electric steel; forged, oil-hardened

**38 71 200**

70° angled, half-round jaws, suitable for pulling split pins; for gripping at points that are difficult to access

**38 91 200 / 38 95 200**

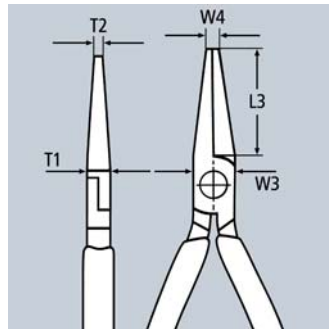
45° angled, half-round, long jaws, also suitable for gripping spark plugs and round components (spark plug cover "grabber")

**Style 2**


40° angled jaws


**Style 3**

curved tips



**38 11 200**  

**38 15 200**  





**38 21 200**  
 $\sphericalangle 40^\circ$  



**38 31 200**  
















**38 41 190**  




**38 71 200**  
 $\sphericalangle 70^\circ$  



**38 91 200**  
 $\sphericalangle 45^\circ$  

Article-No.	EAN 4003773-	↔ mm		Pliers	Head	Handles	Dimensions					$\triangle$ g
							L3 mm	W3 mm	T1 mm	W4 mm	T2 mm	
<b>38 11 200</b>	035169	200		black atramentized	polished	plastic coated	73.0	17.5	9.5	3.0	2.5	179
<b>38 15 200</b>	039594	200		chrome plated		with multi-component grips	73.0	17.5	9.5	3.0	2.5	209
<b>38 21 200</b>	035176	200	$\sphericalangle 40^\circ$ 	black atramentized	polished	plastic coated	73.0	17.5	9.5	3.0	2.5	175
<b>38 25 200</b>	043669	200	$\sphericalangle 40^\circ$ 	chrome plated		with multi-component grips	73.0	17.5	9.5	3.0	2.5	209
<b>38 31 200</b>	040712	200		black atramentized	polished	plastic coated	73.0	17.5	9.5	3.0	2.5	176
<b>38 35 200</b>	017134	200		chrome plated		with multi-component grips	73.0	17.5	9.5	3.0	2.5	205
<b>38 41 190</b>	017141	190		black atramentized	polished	plastic coated	50.0	18.0	8.0	2.0	8.0	139
<b>38 45 190</b>	043676	190		chrome plated		with multi-component grips	50.0	18.0	8.0	2.0	8.0	171
<b>38 71 200</b>	017202	200	$\sphericalangle 70^\circ$ 	black atramentized	polished	plastic coated	73.0	17.5	9.5	3.0	2.0	174
<b>38 91 200</b>	017219	200	$\sphericalangle 45^\circ$ 	black atramentized	polished	plastic coated	73.0	17.5	9.5		2.5	177
<b>38 95 200</b>	017233	200	$\sphericalangle 45^\circ$ 	chrome plated		with multi-component grips	73.0	17.5	9.5		2.5	207

## Universal Grip Pliers

40

- > hold round, profile and flat material securely
- > heavy duty model
- > with adjustment screw and release lever
- > one-hand operation
- > high clamping pressure due to toggle lever action
- > pliers body: rolled steel, high-strength
- > gripping jaws: chrome vanadium electric steel, forged

**40 14 250**  
with one pivoting jaw



**40 04 250**



**40 14 250**

Article No.	EAN 4003773-	↔ mm		Pliers				
<b>40 04 180</b>	022190	180		bright zinc plated	35	25	32	310
<b>40 04 250</b>	002710	250		bright zinc plated	35	30	32	521
<b>40 14 250</b>	080329	250		bright zinc plated	43	42	45	600

## Welding Grip Pliers

42

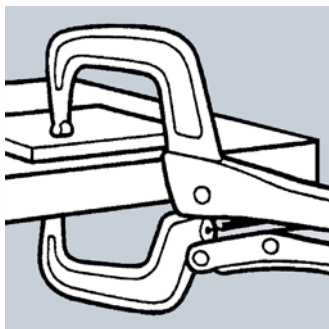
- > for gripping, clamping and holding of diverse profiles
- > heavy duty model
- > with adjustment screw and release lever
- > one-hand operation
- > high clamping pressure due to toggle lever action
- > pliers body: rolled steel, high-strength



**42 14 280**  
heat resistant malleable cast iron jaws; section or flat material items lying side by side are held in place during welding; also for section material with vertical webs up to 25 mm height



**42 24 280**  
heat resistant malleable cast iron jaws; round or tubular material items lying centrally side by side are held securely during welding



**42 34 280**  
gripping jaws of chrome vanadium steel, drop forged; clamps cumbersome workpieces and sections with high webs up to 40 mm

**42 44 280**  
moveable jaws; gripping jaws of chrome vanadium steel, drop forged; Clamps and balances bulky work components and profiles with high ridges of up to 40 mm

Article No.	EAN 4003773-	↔ mm	Pliers			
<b>42 14 280</b>	022206	280	bright zinc plated	30 - 65	50	917
<b>42 24 280</b>	022213	280	bright zinc plated	10 - 70		850
<b>42 34 280</b>	022220	280	bright zinc plated		90	692
<b>42 44 280</b>	080350	280	bright zinc plated		90	740



**42 14 280**



**42 24 280**



**42 34 280**



**42 44 280**



## Grip Pliers

41

- > hold round, profile and flat material securely
- > heavy duty model
- > with adjustment screw and release lever
- > one-hand operation
- > high clamping pressure due to toggle lever action
- > pliers body: rolled steel, high-strength
- > gripping jaws: chrome vanadium electric steel, forged

**Style 0**

jaws for round workpieces, with wire cutter

**Style 1**

jaws with double prism for round, section and flat material

**Style 2**

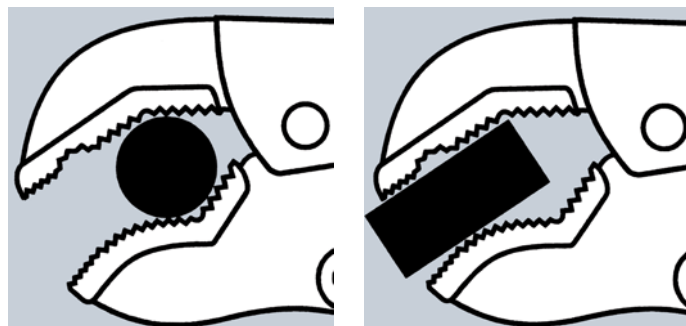
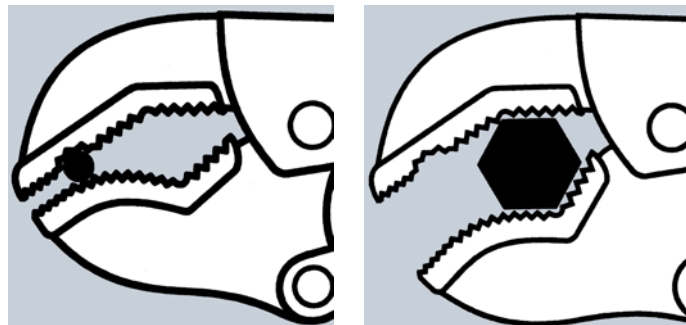
straight jaws for flat material

**Style 3**

Long-Nose Grip Pliers, narrow, long jaws

**Style 4**

Long-Nose Grip Pliers, narrow, long jaws; Very suitable for areas that are difficult to reach; Non-serrated gripping area for pinching off hoses



41 04 250



41 14 250



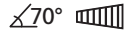
41 24 225



41 34 165



41 44 200

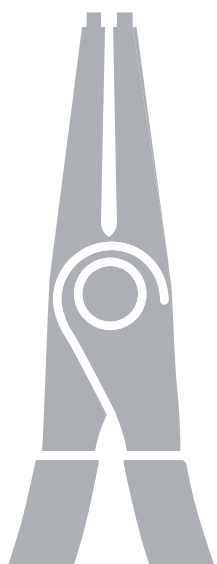


Article-No.	EAN 4003773-	↔ mm		Style	Pliers	○ mm	□ mm	⬡ mm	⚖ g
41 04 180	002741	180				30	20	30	363
41 04 250	002758	250		0	bright zinc plated	40	20	30	517
41 04 300	022183	300				65	30	34	923
41 14 250	023470	250		1	bright zinc plated	36	36	36	557
41 24 225	023487	225		2	bright zinc plated	25	16	30	504
41 34 165	047858	165		3	bright zinc plated	20	10	24	189
41 44 200	080343	200		4	bright zinc plated	20	20	30	400

## Circlip Pliers



Circlip Pliers to assemble internal circlips into bores	72
Circlip Pliers to assemble external circlips on shafts	73
Precision Circlip Pliers to assemble internal circlips into bores – with overstretching limiter	74 75
Precision Circlip Pliers to assemble external circlips on shafts – with overstretching limiter	76 77
Circlip Pliers for large internal circlips up to 400 mm	78
Circlip Pliers for large external circlips up to 400 mm	78
Circlip Tool for circlips up to 1000 mm	79
Special Retaining Ring Pliers for retaining rings on shafts	80
Circlip Pliers for grip rings on shafts	80
Sets of Circlip Pliers	81
Pliers Sets in a foam tray	81
Precision Circlip Pliers Sets	82





# Circlip Pliers

to assemble internal circlips into bores

44

- > for fitting circlips into bores, range of application from 8 - 140 mm dia.
- > solid style, forged
- > non-slip, solid tips
- > pliers body and tips: chrome vanadium steel, forged, oil-hardened



44 11 J2



44 21 J21  
90°



44 31 J22  
45°

- Style 1**  
DIN 5256 C, straight tips
- Style 2**  
DIN 5256 D; 90° angled tips
- Style 3**  
45° angled tips

Article No.	EAN	↔ mm		Style	Pliers	Head	Handles	Size of bore Ø mm	Tips Ø mm	⚖ g
44 11 J0	040286	140	☉	1	black atramentized	polished	plastic coated	8 - 13	0.9	88
44 11 J1	022862	140						12 - 25	1.3	88
44 11 J2	022879	180						19 - 60	1.8	135
44 11 J3	033943	225						40 - 100	2.3	196
44 11 J4	042549	320						85 - 140	3.2	469
44 13 J0	048176	140	☉	1	chrome plated	plastic coated	8 - 13	0.9	89	
44 13 J1	042938	140					12 - 25	1.3	88	
44 13 J2	042945	180					19 - 60	1.8	138	
44 13 J3	042952	225					40 - 100	2.3	194	
44 13 J4	017301	320					85 - 140	3.2	463	
44 21 J01	040132	130	☉ 90°	2	black atramentized	polished	plastic coated	8 - 13	0.9	88
44 21 J11	022886	130						12 - 25	1.3	88
44 21 J21	022893	170						19 - 60	1.8	139
44 21 J31	033769	215						40 - 100	2.3	196
44 21 J41	043683	300						85 - 140	3.2	462
44 23 J11	042969	130	☉ 90°	2	chrome plated	plastic coated	12 - 25	1.3	89	
44 23 J21	042976	170					19 - 60	1.8	138	
44 23 J31	042983	215					40 - 100	2.3	200	
44 31 J02	066941	140	☉ 45°	3	black atramentized	polished	plastic coated	8 - 13	0.9	90
44 31 J12	066958	140						12 - 25	1.3	90
44 31 J22	066965	180						19 - 60	1.8	140
44 31 J32	066972	225						40 - 100	2.3	195
44 31 J42	066989	310						85 - 140	3.2	465

# Circlip Pliers

to assemble external circlips on shafts

46

- > for fitting circlips on shafts, range of application from 3 - 140 mm dia.
- > solid style, forged
- > non-slip, solid tips
- > pliers body and tips: chrome vanadium steel, forged, oil-hardened



46 11 A2  
 $\varnothing$  MM



46 21 A21  
 $\sphericalangle 90^\circ$  MM



46 31 A22  
 $\sphericalangle 45^\circ$  MM

- Style 1**  
DIN 5254 A; straight tips
- Style 2**  
DIN 5254 B; 90° angled tips
- Style 3**  
45° angled tips

Article No.	EAN	↔ mm		Style	Pliers	Head	Handles	Size of shaft Ø mm	Tips Ø mm	⚖ g
46 11 A0	033950	140	MM	1	black atramentized	polished	plastic coated	3 - 10	0.9	85
46 11 A1	022909	140						10 - 25	1.3	86
46 11 A2	022916	180						19 - 60	1.8	134
46 11 A3	033974	210						40 - 100	2.3	220
46 11 A4	042532	320						85 - 140	3.2	505
46 13 A0	017417	140	MM	1	chrome plated		plastic coated	3 - 10	0.9	85
46 13 A1	042990	140						10 - 25	1.3	82
46 13 A2	043003	180						19 - 60	1.8	133
46 13 A3	043010	210						40 - 100	2.3	211
46 21 A01	033967	125						$\sphericalangle 90^\circ$ MM	2	black atramentized
46 21 A11	023005	125	10 - 25	1.3	85					
46 21 A21	022923	170	19 - 60	1.8	132					
46 21 A31	033981	200	40 - 100	2.3	219					
46 21 A41	039365	300	85 - 140	3.2	510					
46 23 A01	017509	125	$\sphericalangle 90^\circ$ MM	2	chrome plated		plastic coated	3 - 10	0.9	84
46 23 A11	043027	125						10 - 25	1.3	84
46 23 A21	043034	170						19 - 60	1.8	132
46 23 A31	043041	200						40 - 100	2.3	221
46 31 A02	066996	130						$\sphericalangle 45^\circ$ MM	3	black atramentized
46 31 A12	067009	130	10 - 25	1.3	85					
46 31 A22	067016	185	19 - 60	1.8	133					
46 31 A32	067023	210	40 - 100	2.3	213					
46 31 A42	067030	310	85 - 140	3.2	511					

## Precision Circlip Pliers

to assemble internal circlips into bores

DIN 5256

48

With inserted tips for reliable work

Heavy duty in continuous operation: up to 10 times longer service life compared to turned tips

- > bolted joint: precise, zero backlash operation of pliers
- > non-slip plastic coating on the handles
- > pliers body: chrome vanadium electric steel, forged, oil-hardened
- > inserted tips: spring steel wire, drawn

### Style 1

DIN 5256 C; straight tips

### Style 2

DIN 5256 D; 90° angled tips



48 11 J2



48 21 J21

## High precision quality

Easy and reliable assembly: form-fitting inserted and pressed-in tips made of high-density spring steel offer a high level of protection against excessive stress and strain, e.g. when removing stuck rings. The large supporting surfaces and the position of the tips make it more difficult for the rings to bounce off.

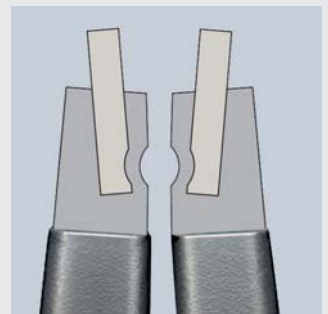


### Precision and durability

High-density spring steel with a score-free surface is used for the tips. This increases the tips' resistance to dynamic and static strain. The tips are 30% more stable than conventional pliers when subjected to one-off overloading while still allowing good accessibility during assembly. Subjected to dynamic strain, the tips' resistance capacity is up to 10 times greater! The tips on the precision circlip pliers are non-detachable!



Sturdy, inserted tips: made from high-density spring steel



Tight fit through compression

Article No.	EAN 4003773-	↔ mm		Style	Pliers	Handles	Size of bore Ø mm	Tips Ø mm	⚖ g
48 11 J0	048510	140		1	grey atramentized	with non-slip plastic coating	8 - 13	0.9	105
48 11 J1	048527	140					12 - 25	1.3	105
48 11 J2	048534	180					19 - 60	1.8	175
48 11 J3	048541	225					40 - 100	2.3	266
48 11 J4	048558	320					85 - 140	3.2	580
48 21 J01	048619	130		2	grey atramentized	with non-slip plastic coating	8 - 13	0.9	105
48 21 J11	048633	130					12 - 25	1.3	105
48 21 J21	048640	165					19 - 60	1.8	175
48 21 J31	048657	210					40 - 100	2.3	265
48 21 J41	048664	305					85 - 140	3.2	576



Now also with overstretching limiter

For all circlips with a diameter of 8 - 100 mm

- > with overstretching limiter for standardized assembly according to DIN 472
- > the adjustable stop screw prevents overexpansion
- > adjustment using hexagonal screw
- > ideal for series production as excessive expansion of rings is effectively prevented

**Style 3**

DIN 5256 C, straight tips




**Style 4**

DIN 5256 D; 90° angled tips



48 31 J2  
 








48 41 J21  
  

**KNIPEX Precision Circlip Pliers with overexpansion guard**

For the standardized fitting of circlips in the industrial serial production. Particularly manufacturers of sensitive, safety-relevant components (e.g. brakes or gears) highly appreciate the compliance of DIN 471 and 472. The mounting of circlip rings in this case requires pliers with overexpansion guard or a cone. KNIPEX Circlip Pliers with overexpansion guard meet the requirements and furthermore offer a superior durability.



Article No.	EAN 4003773-	↔ mm		Style	Pliers	Handles	Size of shaft Ø mm	Tips Ø mm	⚖ g
48 31 J0	079552	140	 	3	grey atramentized	with non-slip plastic coating	8 - 13	0.9	105
48 31 J1	073864	140					12 - 25	1.3	105
48 31 J2	073871	180					19 - 60	1.8	175
48 31 J3	073888	225					40 - 100	2,3	266
48 41 J01	079569	130	  	4	grey atramentized	with non-slip plastic coating	8 - 13	0.9	105
48 41 J11	079576	130					12 - 25	1.3	105
48 41 J21	079640	165					19 - 60	1.8	175
48 41 J31	079590	210					40 - 100	2.3	265

# Precision Circlip Pliers

to assemble external circlips on shafts

DIN 5254

49

With inserted tips for reliable work

Heavy duty in continuous operation: up to 10 times longer service life compared to turned tips

- > large contact faces on the tips: no distortion of circlips, easy fitting
- > bolted joint: precise, zero backlash operation of pliers
- > internal opening spring, protected and captive
- > non-slip plastic coating on the handles
- > pliers body: chrome vanadium electric steel, forged, oil-hardened
- > inserted tips: spring steel wire, drawn



49 11 A2



49 21 A21

**Style 1**  
 DIN 5254 A; straight tips


**Style 2**  
 DIN 5254 B; 90° angled tips

## High precision quality

Easy and reliable assembly: form-fitting inserted and pressed-in tips made of high-density spring steel offer a high level of protection against excessive stress and strain, e.g. when removing stuck rings. The large supporting surfaces and the position of the tips make it more difficult for the rings to bounce off.



Spring inside the joint: the spring is protected inside the precisely bolted joint. It does not hinder work and cannot get dirty or lost




KNIPEX-Precision Circlip Pliers: fit circlips without distortion; easy and quick assembling

### Precision and durability

High-density spring steel with a score-free surface is used for the tips. This increases the tips' resistance to dynamic and static strain. The tips are 30 % more stable than conventional pliers when subjected to one-off overloading while still allowing good accessibility during assembly. Subjected to dynamic strain, the tips' resistance capacity is up to 10 times greater! The tips on the precision circlip pliers are non-detachable!



Sturdy, inserted tips: made from high-density spring steel



Tight fit through compression

Article No.	EAN 4003773-	↔ mm		Style	Pliers	Handles	Size of shaft Ø mm	Tips Ø mm	⚖ g
49 11 A0	048718	140		1	grey atramentized	with non-slip plastic coating	3 - 10	0.9	101
49 11 A1	048725	140					10 - 25	1.3	100
49 11 A2	048732	180					19 - 60	1.8	170
49 11 A3	048749	225					40 - 100	2.3	270
49 11 A4	048756	320					85 - 140	3.2	599
49 21 A01	048817	130		2	grey atramentized	with non-slip plastic coating	3 - 10	0.9	100
49 21 A11	048824	130					10 - 25	1.3	102
49 21 A21	048831	165					19 - 60	1.8	169
49 21 A31	048848	210					40 - 100	2.3	272
49 21 A41	048855	305					85 - 140	3.2	601

Now also with overstretching limiter

For all circlips with a diameter of 8 - 100 mm

- > with overstretching limiter for standardized assembly according to DIN 471
- > the adjustable stop screw prevents overexpansion
- > adjustment using hexagonal screw
- > ideal for series production as excessive expansion of rings is effectively prevented

Style 3

DIN 5254 A; straight tips;

Style 4

DIN 5254 B; 90° angled tips



49 31 A0  
  MM




49 31 A2  
  MM







49 41 A11  
  $\angle 90^\circ$   MM

**KNIPEX Precision Circlip Pliers with overexpansion guard**

For the standardized fitting of circlips in the industrial serial production. Particularly manufacturers of sensitive, safety-relevant components (e.g. brakes or gears) highly appreciate the compliance of DIN 471 and 472. The mounting of circlip rings in this case requires pliers with overexpansion guard or a cone. KNIPEX Circlip Pliers with overexpansion guard meet the requirements and furthermore offer a superior durability.



Article No.	EAN 4003773-	↔ mm		Style	Pliers	Handles	Size of shaft Ø mm	Tips Ø mm	⚖ g
49 31 A0	061748	140	  MM	3	grey atramentized	with non-slip plastic coating	3 - 10	0.9	103
49 31 A1	073895	140					10 - 25	1.3	100
49 31 A2	073901	180					19 - 60	1.8	170
49 31 A3	073918	225					40 - 100	2.3	270
49 41 A01	061755	130	 $\angle 90^\circ$  MM	4	grey atramentized	with non-slip plastic coating	3 - 10	0.9	102
49 41 A11	079606	130					10 - 25	1.3	102
49 41 A21	079613	165					19 - 60	1.8	169
49 41 A31	079620	210					40 - 100	2.3	272



**Circlip Pliers**

for large internal circlips

44

- > for assembling circlips into bores within the range of Ø 122 - 400 mm
- > with locking device, can be released
- > with replaceable tips made of tempered steel
- > black powder coated
- > pliers body: rolled steel, high-strength
- > tips: special tool steel, oil-hardened

**Style 1**  
DIN 5256 C, straight tips

**Style 2**  
DIN 5256 D; 90° angled tips



44 10 J6



44 20 J61

Article No.	EAN 4003773-	↔ mm		Style	Pliers	Size of bore Ø mm	Tips Ø mm	⚖ g
44 10 J5	024910	570		1	black powder-coated	122 - 300	3.5	1738
44 10 J6	024927	580				252 - 400	4.5	1755
44 20 J51	024958	590		2	black powder-coated	122 - 300	3.5	1803
44 20 J61	024965	600				252 - 400	4.5	1723
44 19 J5	024934	1 pair of spare tips for 44 10 J5						
44 19 J6	024941	1 pair of spare tips for 44 10 J6						
44 29 J51	024972	1 pair of spare tips for 44 20 J51						
44 29 J61	024989	1 pair of spare tips for 44 20 J61						

**Circlip Pliers**

for large external circlips

46

- > for assembling circlips on shafts within the range of Ø 122 - 400 mm
- > with locking device, can be released
- > with replaceable tips made of tempered steel
- > black powder coated
- > pliers body: rolled steel, high-strength
- > tips: special tool steel, oil-hardened

**Style 1**  
DIN 5254 A; straight tips

**Style 2**  
DIN 5254 B; 90° angled tips



46 10 A5



46 20 A61

Article No.	EAN 4003773-	↔ mm		Style	Pliers	Size of shaft Ø mm	Tips Ø mm	⚖ g
46 10 A5	024996	560		1	black powder-coated	122 - 300	3.5	1773
46 10 A6	025009	570				252 - 400	4.5	1795
46 20 A51	025023	570		2	black powder-coated	122 - 300	3.5	1832
46 20 A61	025030	580				252 - 400	4.5	1826
46 19 A5	024316	1 pair of spare tips for 46 10 A5						
46 19 A6	025016	1 pair of spare tips for 46 10 A6						
46 29 A51	025047	1 pair of spare tips for 46 20 A51						
46 29 A61	025054	1 pair of spare tips for 46 20 A61						

## Circlip Tool

for large internal and external circlips up to 1000 mm

46

- > universally usable for large circlips with diameters of 400 - 1000 mm
- > reliable opening and closing of the circlips and holding by self-locking precision spindle drive
- > for fitting and removing circlips
- > circlips are reliably caught thanks to short, direct attachment
- > replaceable tips having working ends with diameters of 6 and 9 mm, for perfect adaption to the handling bores in the circlips
- > optional operation by hand, with Allen key, ratchet wrench or cordless screwdriver
- > areas of application are heavy engines where very high forces and torques are transmitted with large shafts and bearings, e.g. wind turbines, tidal power stations, generator construction, hydropower stations, large machine construction (rolling mills, presses), shipbuilding, aerospace
- > tool in a plastic case with foam insert
- > tip material: chrome-vanadium electric steel



46 10 100



Manually operable



Machine operable



Replaceable inserts for internal and external circlips



Article No.	EAN		Size of bore Ø mm	Size of shaft Ø mm	g
46 10 100	075417	⊙ ⊙	400 - 1000	400 - 1000	2200

## Special Retaining Ring Pliers

for retaining rings on shafts

DIN ISO 5743

45

> for fitting horseshoe-shaped spring retaining rings and circlips without grip holes

> for shaft retaining devices

> with opening spring

> Chrome vanadium electric steel, forged, oil-hardened



45 10 170  
 MM



45 21 200  
 $\angle 30^\circ$  MM

**45 10 170**

for retaining rings with a minimum ring split gap of 3.6 mm

**45 21 200**

angled jaws with centering hole; for snap rings larger than 12.0 mm dia., e.g. for securing cardan shafts in a motor vehicle; minimum ring split gap of the rings 2.2 mm



45 10 170



45 21 200



45 21 200

Article No.	EAN 4003773-	↔ mm		Pliers	Handles	⚖ g
45 10 170	017370	170	MM	burnished		156
45 21 200	031208	200	$\angle 30^\circ$ MM	burnished	plastic coated	186

## Circlip Pliers

for grip rings on shafts

DIN ISO 5743

46


> for fitting grip rings on shafts from 1.5 - 30 mm dia.

> with opening spring

> solid style, forged

> non-slip, solid tips

> pliers body and tips: chrome vanadium electric steel, forged, oil-hardened



46 11 G0  
 MM



46 11 G2  
 MM

**46 11 G0**

for rings of 1.5 - 4.0 mm dia., with adjustable stop screw to prevent overstretching

Article No.	EAN 4003773-	↔ mm		Pliers	Head	Handles	Size of shaft Ø mm	Tips Ø mm	⚖ g
46 11 G0	047896	140	MM	black atramentized	polished	plastic coated	1.5 - 4.0	0.9	87
46 11 G1	031062	140	MM	black atramentized	polished	plastic coated	4.0 - 7.0	1.3	85
46 11 G2	031079	140					5.0 - 13.0	1.8	85
46 11 G3	031086	140					14.0 - 18.0	2.3	86
46 11 G4	031093	180					20.0 - 30.0	3.2	134



## Circlip Pliers Sets

4 parts

00  
19

- > tool roll made of hard-wearing polyester fabric
- > with practical, adjustable quickrelease fastener



00 19 56  
⊙ ⊙



00 19 57  
⊙ ⊙

**00 19 56**

four common Circlip Pliers for internal and external circlips

**00 19 57**

four common Precision Circlip Pliers for highest requirements

Article No.	EAN			Style	Capacity Ø mm	Tips Ø mm	Quantity	g	
<b>00 19 56</b>	4003773-030973		Circlip Pliers Set 4 parts						670
		⊙	44 11 J2	Circlip Pliers for internal circlips into bores	straight tips	19 - 60	1.8	1	
		⊙ ∠90°	44 21 J21		angled tips	19 - 60	1.8	1	
		⊙ MM	46 11 A2	Circlip Pliers for external circlips on shafts	straight tips	19 - 60	1.8	1	
		⊙ ∠90° MM	46 21 A21		angled tips	19 - 60	1.8	1	
<b>00 19 57</b>	050056		Precision Circlip Pliers Set 4 parts						665
		⊙	48 11 J1	Precision Circlip Pliers for internal circlips into bores	straight tips	12 - 25	1.3	1	
			48 11 J2			19 - 60	1.8	1	
		⊙	49 11 A1	Precision Circlip Pliers for external circlips on shafts		10 - 25	1.3	1	
		⊙ MM	49 11 A2			19 - 60	1.8	1	

## Sets of pliers

in a foam tray

00  
20

- > in a foam tray for workbenches and tool trolleys
- > clearly organised storage of tools
- > precisely-sized recesses for holding the pliers
- > foam tray dimensions (L x W x H): 335 x 165 x 33 mm
- > Material: two colour, closed pore foam



00 20 01 V02



00 20 01 V09

Article No.	EAN				Quantity	g	
<b>00 20 01 V02</b>	069652		Circlip Pliers Set "SRZ" Six precision circlip pliers in a foam tray				915
		⊙	48 11 J1	Precision Circlip Pliers for internal circlips into bores	1		
			48 11 J2		1		
		⊙ ∠90°	48 21 J21		1		
		⊙ MM	49 11 A1	Precision Circlip Pliers for external circlips on shafts	1		
			49 11 A2		1		
		⊙ MM ∠90°	49 21 A21		1		
<b>00 20 01 V09</b>	073291		Circlip Pliers Set "SRZ II" Four precision circlip pliers in a foam tray				820
		⊙	48 11 J2	Precision Circlip Pliers, for internal circlips in bore holes	1		
		⊙ ∠90°	48 21 J21		1		
		⊙ MM	49 11 A2	Precision Circlip Pliers, for external circlips on shafts	1		
		⊙ MM ∠90°	49 21 A21		1		

## Precision Circlip Pliers Sets

00  
20

- > attractive sales packaging with Euro standard perforation
- > contains common Precision Circlip Pliers for highest requirements
- > sturdy plastic packaging, also suitable for storage of the pliers



00 20 03 SB  
⊙ ⊙



00 20 04 SB  
⊙ ⊙

Article No.	EAN 4003773-			Style	Capacity Ø mm	Tips Ø mm	Quantity	⚖ g
<b>00 20 03 SB</b>	050100		Precision Circlip Pliers Set					685
		⊙ ⊙	48 11 J1 48 11 J2	straight tips	12 - 25	1.3	1	
			Precision Circlip Pliers for internal circlips into bores		19 - 60	1.8	1	
		⊙ ⊙	49 11 A1 49 11 A2		10 - 25	1.3	1	
			Precision Circlip Pliers for external circlips on shafts		19 - 60	1.8	1	
<b>00 20 04 SB</b>	062417		Precision Circlip Pliers Set					1275
		⊙ ⊙	48 11 J1 48 11 J2	straight tips	12 - 25	1.3	1	
			Precision Circlip Pliers for internal circlips into bores		19 - 60	1.8	1	
		⊙ ⊙	49 11 A1 49 11 A2		10 - 25	1.3	1	
			Precision Circlip Pliers for external circlips on shafts		19 - 60	1.8	1	
		⊙ ⊙ ∠90°	48 21 J11 48 21 J21	angled tips	12 - 25	1.3	1	
			Precision Circlip Pliers for internal circlips into bores		19 - 60	1.8	1	
		⊙ ⊙ ∠90°	49 21 A11 49 21 A21		12 - 25	1.3	1	
			Precision Circlip Pliers for external circlips on shafts		19 - 60	1.8	1	

## Precision Circlip Pliers Set

00  
21

- > high quality, shock-resistant plastic case
- > contains common Precision Circlip Pliers for highest requirements
- > precisely-sized recesses for holding the pliers
- > clearly organised storage of tools
- > dimensions, (W x H x D): 260 x 80 x 210 mm

00 21 25  
⊙ ⊙



Article No.	EAN 4003773-			Style	Capacity Ø mm	Tips Ø mm	Quantity	⚖ g
<b>00 21 25</b>	050131		Precision-Circlip Pliers Set					1635
		⊙ ⊙	48 11 J1 48 11 J2	straight tips	12 - 25	1.3	1	
			Precision Circlip Pliers for internal circlips into bores		19 - 60	1.8	1	
		⊙ ⊙	49 11 A1 49 11 A2		10 - 25	1.3	1	
			Precision Circlip Pliers for external circlips on shafts		19 - 60	1.8	1	
		⊙ ⊙ ∠90°	48 21 J11 48 21 J21	angled tips	12 - 25	1.3	1	
			Precision Circlip Pliers for internal circlips into bores		19 - 60	1.8	1	
		⊙ ⊙ ∠90°	49 21 A11 49 21 A21		10 - 25	1.3	1	
			Precision Circlip Pliers for external circlips on shafts		19 - 60	1.8	1	


## Circlip Pliers Sets

00  
20

- > attractive sales packaging with Euro standard perforation
- > contains common Circlip Pliers for highest requirements
- > sturdy plastic packaging, also suitable for storage of the pliers



00 20 04 V01  
○ ○



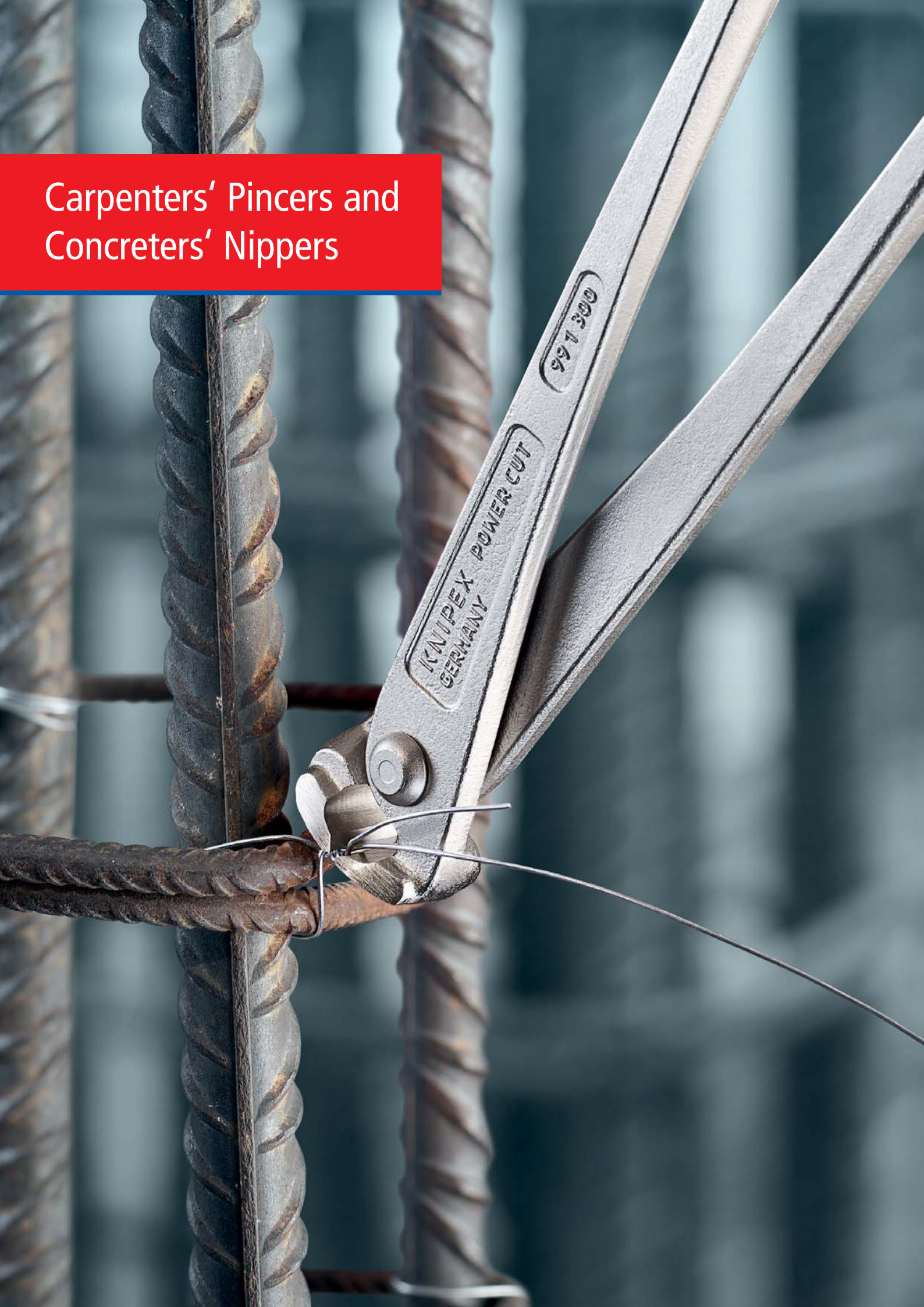
00 20 03 V02  
○ ○

Article No.	EAN 4003773-			Style	Capacity Ø mm	Tips Ø mm	Quantity	△ g
<b>00 20 03 V02</b>	077640		Circlip Pliers Set					450
		○	44 11 J1 Circlip Pliers for internal circlips into bores	straight tips	12 - 25	1.3	1	
			44 11 J2		19 - 60	1.8	1	
		○	46 11 A1 Circlip Pliers for external circlips on shafts		10 - 25	1.3	1	
			46 11 A2		19 - 60	1.8	1	
<b>00 20 04 V01</b>	077633		Circlip Pliers Set					890
		○	44 11 J1 Circlip Pliers for internal circlips into bores	straight tips	12 - 25	1.3	1	
			44 11 J2		19 - 60	1.8	1	
		○	46 11 A1 Circlip Pliers for external circlips on shafts		10 - 25	1.3	1	
			46 11 A2		19 - 60	1.8	1	
		○ ∠90°	44 21 J11 Circlip Pliers for internal circlips into bores	angled tips	12 - 25	1.3	1	
			44 21 J21		19 - 60	1.8	1	
		○ ∠90°	46 21 A11 Circlip Pliers for external circlips on shafts		10 - 25	1.3	1	
			46 21 A21		19 - 60	1.8	1	

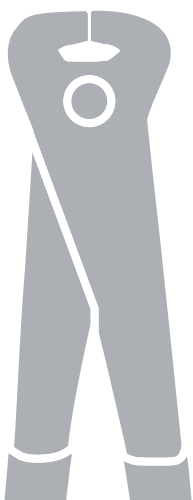




# Carpenters' Pincers and Concreters' Nippers



Carpenters' Pincers	86
Hammerhead Style Carpenters' Pincers	86
Farriers' Pincers (Tear-off Pliers for vehicle bodywork)	87
Potters' Pincers (Brick Pincers)	87
End Cutting Nippers	87
Concreters' Nippers (Tower Pincers, Steel Fixers' Nippers)	88
High Leverage Concreters' Nippers	89



**Carpenters' Pincers**

DIN ISO 9243

50

- > for heaviest duty
- > specially favoured by craftsmen for their precise workmanship
- > extreme wear resistance and well balanced
- > cutting edges additionally hardened; cutting edge hardness approx. 60 HRC
- > Special tool steel, forged, oil-hardened



50 00 210



50 01 225



Article No.	EAN 4003773-	↔ mm		Pliers	Head	Handles	Cutting capacities	
							● Ø mm	⚖ g
50 00 160	013129	160					1.8	215
50 00 180	013136	180					2.0	303
50 00 210	013143	210	↔	black atramentized	polished		2.2	398
50 00 225	013150	225					2.2	427
50 00 250	013167	250					2.2	563
50 00 300	015710	300					2.4	862
50 01 160	015802	160					1.8	223
50 01 180	016021	180					2.0	316
50 01 210	016052	210	↔	black atramentized	polished	plastic coated	2.2	411
50 01 225	016083	225					2.2	437
50 01 250	016267	250					2.2	583
50 01 300	016915	300					2.4	903

**Hammerhead Style Carpenters' Pincers**

DIN ISO 9243

51

- > with striking face to hammer down nails
- > cutting edges additionally hardened; cutting edge hardness approx. 60 HRC
- > Special tool steel, forged, oil-hardened



51 01 210



Multi-functional:  
driving in and pulling nails

Article No.	EAN 4003773-	↔ mm		Pliers	Head	Handles	Cutting capacities	
							● Ø mm	⚖ g
51 01 210	023104	210	↔	black atramentized	polished	plastic coated	1.8	413




### Farriers' Pincers

(Tear-off Pliers for vehicle bodywork)

DIN ISO 5743

55



- > the ideal pliers for the farrier
- > with small head and anvil for redirecting horseshoe-nails
- > also suitable for dismantling work in vehicle body workshops
- > cutting edges additionally hardened; cutting edge hardness approx. 59 HRC
- > High-grade special tool steel, forged, multi stage oil-hardened



55 00 300



Article No.	EAN 4003773-	↔ mm		Pliers	Head	Head width mm	⚖ g
55 00 300	014072	300		black atramentized	polished	20.0	786

### Potters' Pincers

(Brick Pincer)

DIN ISO 5743

58

- > for pottery work
- > with wire cutter for soft wire
- > cutting edges additionally hardened; cutting edge hardness approx. 59 HRC
- > High-grade special tool steel, forged, multi stage oil-hardened




58 30 225



Article No.	EAN 4003773-	↔ mm		Pliers	Head	Head width mm	⚖ g
58 30 225	014331	225		black atramentized	polished	20.0	347

### End Cutting Nippers

68



Head shape provides optimised movement when tightening steel mesh knots during reinforced concrete work

- > with cutting edges for soft and hard wire
- > also suitable for twisting and cutting binding wire
- > cutting edges additionally induction hardened, cutting edge hardness approx. 61 HRC
- > High-grade special tool steel, forged, multi stage oil-hardened



68 01 180



Article No.	EAN 4003773-	↔ mm		Pliers	Head	Handles	Cutting capacities			⚖ g
							⊘ mm	⊘ mm	⊘ mm	
68 01 160	013792	160		black atramentized	polished	plastic coated	4.0	2.8	2.3	202
68 01 180	013808	180					4.0	3.2	2.5	284
68 01 200	013815	200					4.0	3.5	2.8	319
68 01 280	077664	280					4.5	4.0	3.2	465

## Concreters' Nippers

(Tower Pincers, Steel Fixers' Nippers)

DIN ISO 9242

99  
0

- > to twist and cut wire in one operation: fast, reliable and economical
- > unobtained precision and long service life make these the most widely purchased concreters' nippers in the world
- > cutting edges additionally hardened; cutting edge hardness approx. 61 HRC
- > High-grade special tool steel, forged, multi stage oil-hardened

### 99 00 220 K12

with 12 mm head, particularly suitable for tile paving work



99 00 200



99 00 220



99 00 250



99 00 280



99 00 300



99 00 220 K12



Article No.	EAN 4003773-	↔ mm		Pliers	Head	Handles	Cutting capacities		⚖ g
							Ø mm	Ø mm	
99 00 200	014393	200					1.8	1.4	230
99 00 220	013273	220					2.4	1.6	315
99 00 250	013280	250	✔	black atramentized	polished		2.4	1.6	400
99 00 280	014096	280					2.8	1.8	455
99 00 300	014409	300					3.1	1.8	510
99 00 220 K12	027812	220	✔	black atramentized	polished		2.4	1.6	315
99 01 200	021452	200					1.8	1.4	247
99 01 220	021469	220					2.4	1.6	334
99 01 250	021483	250	✔	black atramentized	polished	plastic coated	2.4	1.6	429
99 01 280	021490	280					2.8	1.8	499
99 01 300	014416	300					3.1	1.8	548
99 04 220	048398	220					2.4	1.6	321
99 04 250	048213	250	✔	bright zinc plated			2.4	1.6	398
99 04 280	048220	280					2.8	1.8	457

# High Leverage Concreters' Nippers

DIN ISO 9242

99  
1

## High lever transmission

25 % less effort required compared to conventional concreters' nippers of the same size

Extra-slim form for tying deep mounted steel rods

- > to lace concrete reinforcing steel with binding wire from a roll wire is twisted and cut in a single pass
- > high-leverage joint, minimising strain, even when thick binding wires are used
- > the high damping of the cutting stroke on cutting through the binding wire reduces the strain on tendons and muscles
- > cutting edges additionally hardened; cutting edge hardness approx. 61 HRC
- > High-grade special tool steel, forged, multi stage oil-hardened



99 10 250



99 10 300



99 11 300



99 14 250




99 14 300

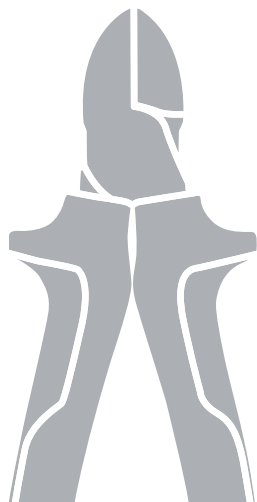
Article No.	EAN 4003773-	↔ mm		Pliers	Head	Handles	Cutting capacities		Head width mm	△ g
							● Ø mm	● Ø mm		
99 10 250	071396	250		black atramentized	polished		3.3	1.8	23.0	350
99 10 300	022398	300	✔	black atramentized	polished		3.8	2.0	25.0	501
99 11 250	071402	250	✔	black atramentized	polished	plastic coated	3.3	1.8	23.0	350
99 11 300	042365	300	✔	black atramentized	polished	plastic coated	3.8	2.0	25.0	537
99 14 250	071419	250	✔	bright zinc plated			3.3	1.8	23.0	350
99 14 300	028116	300	✔	bright zinc plated			3.8	2.0	25.0	499



Cutting Pliers



Diagonal Cutters for plastics	92
Diagonal Cutter for fibre optics	92
Diagonal Cutters	94
Diagonal Cutters – the next generation	95
Diagonal Cutters for electromechanics	96
X-Cut®	97
High Leverage Diagonal Cutters	98
TwinForce®	100
High Leverage Centre Cutters	101
CoBolt®	102
CoBolt® XL	104
Bolt Cutters	106
Concrete Mesh Cutter	107
Bolt End Cutting Nippers	108
High Leverage End Cutting Nippers	108
End Cutting Nippers	109
End Cutting Nippers for mechanics	109



## Diagonal Cutters for plastics


DIN ISO 5746

72

- > cutting face flush ground
- > for nearly flush cutting of moulded plastic components from sprues
- > cuts soft materials such as lead in a flush cut
- > with opening spring
- > Vanadium electric steel; forged, oil-hardened

### 72 01 160

with elongated cutting edge



Elongated cutting edge (5 mm)  
25% more cutting performance



72 01 160  
MM



72 02 125  
MM



72 11 160  
∠45° MM



72 21 160  
∠85° MM

Article No.	EAN 4003773-	↔ mm		Head	Handles	g
72 01 140	043713	140				125
72 01 160	041245	160	MM	polished	plastic coated	164
72 01 180	046837	180				193
72 02 125	044215	125	MM	polished	with multi-component grips	109
72 11 160	046813	160	∠45° MM	polished	plastic coated	156
72 21 160	046820	160	∠85° MM	polished	plastic coated	165

## Diagonal Cutter for fibre optics

DIN ISO 5743

72  
51



- > specially developed for cutting fibre optics (glass fibre cables)
- > with elongated cutting edge
- > cutting face flush ground
- > cutting edges additionally induction hardened
- > with opening spring
- > Vanadium electric steel, forged, multi stage oil-hardened



72 51 160  
MM

Article No.	EAN 4003773-	↔ mm		Head	Handles	g
72 51 160	028031	160	MM	polished	plastic coated	166



## KNIPEX WORLD OF DIAGONAL CUTTERS

With its four tailor-made diagonal cutters, KNIPEX provides solutions for every application. An extraordinary variety ensures an excellent response from the "KNIPEX World of diagonal cutters" to whatsoever specification.

### KNIPEX-Diagonal Cutter

The classic model. The indispensable cutting tool for versatile use.

### KNIPEX-High Leverage Diagonal Cutter

The robust. For very tough, continuous use.

### KNIPEX X-Cut®

The all-rounder. Compact and light. Powerful and precise.

### KNIPEX TwinForce®

The superior model. For comfortable cutting, repetitive cutting or extremely hard cutting jobs.

### TwinForce®



The reapplying cutter  
Double-hinged design  
Hand force is multiplied by 39

### Diagonal Cutter



Long cutting edges for cutting cable; also precise enough for the finest stranded wires  
Hand force is multiplied by 12

### High Leverage Diagonal Cutter



Forged on hinged joint for robust use  
Hand force is multiplied by 13

### X-Cut®



Box joint:  
greatest stability with little weight  
Hand force is multiplied by 16



\* notch – reapply – cut through

# Diagonal Cutters

DIN ISO 5749

70

- > the indispensable diagonal cutter for all-round use
- > high quality material and precise workmanship for long service life
- > precision cutting edges for soft and hard wire
- > clean cutting of thin copper wires, also at the cutting-edge tips
- > cutting edges additionally induction hardened, cutting edge hardness approx. 62 HRC
- > narrow head style for use in confined areas
- > Vanadium steel, forged, multi stage oil-hardened

### 70 05 180 T\*

Pliers with tether attachment point for mounting a fall protection



Clean cutting of thin copper wires, also at the cutting-edge tips



70 01 180



70 02 180



70 05 180 T



70 06 180



70 15 110

Article No.	EAN 4003773-	↔ mm		Pliers	Head	Handles	Cutting capacities			
							⊘ mm	⊘ mm	⊘ mm	g
70 01 110	014324	110					3.0	2.0	1.2	80
70 01 125	013402	125	✔	black atramentized	polished	plastic coated	3.0	2.3	1.5	80
70 01 140	013419	140					4.0	2.5	1.8	126
70 01 180	018070	180					4.0	3.0	2.5	200
70 02 125	034025	125					3.0	2.3	1.5	119
70 02 140	023098	140	✔	black atramentized	polished	with multi-component grips	4.0	2.5	1.8	150
70 02 180	034049	180					4.0	3.0	2.5	252
70 05 125	039501	125					3.0	2.3	1.5	119
70 05 140	039488	140				with multi-component grips	4.0	2.5	1.8	154
70 05 180	043706	180	✔	chrome plated			4.0	3.0	2.5	246
70 05 180 T	080039	180				with multi-component grips and integrated tether attachment point	4.0	3.0	2.5	250
70 06 125	018124	125					3.0	2.3	1.5	121
70 06 140	040293	140	⚠ 1000 V ⚡	chrome plated		insulated with multi-component grips, VDE-tested	4.0	2.5	1.8	160
70 06 180	033813	180					4.0	3.0	2.5	254
70 07 180	018179	180	⚠ 1000 V ⚡	chrome plated		with dipped insulation, VDE-tested	4.0	3.0	2.5	269
70 11 110	018193	110	✔	black atramentized	polished	plastic coated	3.0	2.0	1.2	91
70 15 110	029649	110	✔	chrome plated		with multi-component grips	3.0	2.0	1.2	98

# Diagonal Cutters

DIN ISO 5749

70

The next generation of the KNIPEX classic, with even better features:


20 % higher cutting force than the previous model, plus longer cutting edges

High cutting force due to optimum cutting geometry and transmission ratio

- > strong precision rivet for even movement and long service-life
- > high-precision cutting edges: additionally induction hardened, cutting-edge hardness approx. 62 HRC
- > narrow head with long cutting edges: good access also in confined areas
- > long tool life and high loading capacity
- > the essential diagonal cutters for diverse use
- > Vanadium steel, forged, multi stage oil-hardened

### 70 05 160 T\*

Pliers with tether attachment point for mounting a fall protection



Cuts thin Cu wire accurately, also at the cutting-edge tips



70 01 160



70 02 160



70 05 160



70 05 160 T



70 06 160

⚠ 1000 V ⚡ ⚙️



70 07 160

⚠ 1000 V ⚡ ⚙️

Article No.	EAN 4003773-	↔ mm		Pliers	Head	Handles	Cutting capacities			⚖ g
							⊘ mm	⊘ mm	⊘ mm	
70 01 160	013426	160	✔️	black atramentized	polished	plastic coated	4.0	3.0	2.0	171
70 02 160	034032	160	✔️	black atramentized		with multi-component grips	4.0	3.0	2.0	206
70 05 160	039600	160	✔️	chrome plated		with multi-component grips	4.0	3.0	2.0	207
70 05 160 T	080022	160	✔️	chrome plated		with multi-component grips and integrated tether attachment point	4.0	3.0	2.0	207
70 06 160	021995	160	⚠ 1000 V ⚡ ⚙️	chrome plated		insulated with multi-component grips, VDE-tested	4.0	3.0	2.0	216
70 07 160	018155	160	⚠ 1000 V ⚡ ⚙️	chrome plated		with dipped insulation, VDE-tested	4.0	3.0	2.0	227
70 26 160	018223	160	⚠ 1000 V ⚡ ⚙️	chrome plated		insulated with multi-component grips, VDE-tested	4.0			216

\* Other tools with tethering can be found from page 254 ff



## Diagonal Cutters

for electromechanics

DIN ISO 5749

76

- > with sharp, precisely aligned cutting edges for soft, hard wire and piano wire
- > cutting edges additionally induction hardened, cutting edge hardness approx. 63 HRC
- > lap joint
- > Vanadium electric steel, forged, multi stage oil-hardened

### 76 12 125

low-friction double spring for gentle and even opening

### 76 22 125

without bevel for flush cutting of soft wires;

low-friction double spring for gentle and even opening

### 76 81 125

particularly tapered head with small bevel for work in confined areas (cable harnesses, multiple stranded wires)



76 01 125  
✂️



76 05 125  
✂️



Article No.	EAN 4003773-	↔ mm	✂️	Pliers	Head	Handles	Cutting capacities				Dimensions			⚖ g
							Ø mm	Ø mm	Ø mm	Ø mm	A mm	B mm	D mm	
76 01 125	018490	125	✂️	black atramentized	polished	plastic coated	0.4 - 3.0	2.3	1.5	0.6	14.5	16	9	90
76 03 125	018506	125	✂️	chrome plated		plastic coated	0.4 - 2.5	1.8	1.0	0.6	14.5	16	9	90
76 05 125	005315	125	✂️	chrome plated		with multi-component grips	0.4 - 2.5	1.8	1.0	0.6	14.5	16	9	118
76 12 125	048015	125	✂️	black atramentized	polished	with multi-component grips	0.4 - 2.5	1.8	1.0	0.6	14.5	16	9	112
76 22 125	048022	125	✂️	black atramentized	polished	with multi-component grips	0.4 - 2.5				14.5	16	9	107
76 81 125	018544	125	✂️	black atramentized	polished	plastic coated	0.4 - 1.7	1.3	0.8		14.5	16	9	87

# KNIPEX X-Cut®

Compact Diagonal Cutters, high lever transmission  
DIN ISO 5749

73

Powerful, light and universal

Cuts precisely finest strands as well as multi-core cables and piano wires

- > high cutting capacity with very little effort thanks to the optimum co-ordination of cutting-edge angle and leverage ratio
- > box-joint design: highest stability with low weight
- > large opening width for thicker cables
- > cuts precisely, even through fine copper wires
- > compact, low-weight construction
- > doubly supported joint axis for heaviest duty
- > universally usable, in the assembly, maintenance and production
- > Chrome vanadium heavy-duty steel, forged, multi stage oil-hardened

### 73 05 160\*

Pliers with tether attachment point for mounting a fall protection



Box-joint design: highest stability with low weight



73 02 160



73 05 160



73 05 160 T



73 06 160  
⚠ 1000 V

# X-Cut®

Product video



**40% less effort required**

compared to diagonal cutters of the same length.  
With double mounted hinged joint

Article No.	EAN	↔ mm	Icons	Pliers	Head	Handles	Cutting capacities					
							Ø mm	Ø mm	Ø mm	Ø mm	Ø mm	g
73 02 160	075127	160	Icons	black atramentized	polished	with multi-component grips	4.8	3.8	2.7	2.2	12.0	175
73 05 160	075134	160	Icons	chrome plated		with multi-component grips	4.8	3.8	2.7	2.2	12.0	175
73 05 160 T	080077	160	Icons	chrome plated		with multi-component grips and integrated tether attachment point	4.8	3.8	2.7	2.2	12.0	179
73 06 160	075141	160	Icons	chrome plated		insulated with multi-component grips, VDE-tested	4.8	3.8	2.7	2.2	12.0	175

\* Other tools with tethering can be found from page 254 ff

# High Leverage Diagonal Cutters

DIN ISO 5746

74

- > for very tough, continuous use
- > high cutting performance with minimum effort due to optimum co-ordination of the cutting edge angle and transmission ratio
- > precision cutting edges additionally induction hardened (cutting edge hardness approx. 64 HRC), for all sorts of wire including piano wire
- > Chrome vanadium heavy-duty steel, forged, multi stage oil-hardened

**Style 1**  
with opening spring; to be activated if required

**Style 2**  
angled head offers clearance for gripping

**Length 250 mm**  
the 250-mm-long diagonal cutter is suitable for copper conductors up to 16 mm<sup>2</sup> and aluminium conductors up to 35 mm<sup>2</sup>

**74 02 200 / 74 02 250 / 74 22 200 / 74 22 250 T\***  
Pliers with tether attachment point for mounting a fall protection

## 20% less effort required

compared to conventional diagonal cutters of the same length.  
With integrated forged joint axle. For very tough, continuous use



74 12:  
opening spring in deactivated position



74 12: just gentle sliding with your thumb will activate the opening spring



74 01 200



74 02 250



74 02 250 T



74 05 200



74 06 200  
1000 V



74 12 180



74 21 200  
12°



74 07 200  
1000 V





With integrated forged joint axle for very tough, continuous use

Article No.	EAN 4003773-	↔ mm		Style	Pliers	Head	Handles	Cutting capacities			
								Ø mm	Ø mm	Ø mm	⚖ g
74 01 140	039747	140						3.1	2.0	1.5	131
74 01 160	033141	160						3.4	2.5	2.0	178
74 01 180	022008	180	✂	0	black atramentized	polished	plastic coated	3.8	2.7	2.2	241
74 01 200	034056	200						4.2	3.0	2.5	263
74 01 250	034063	250						4.6	3.5	3.0	391
74 02 140	042419	140						3.1	2.0	1.5	157
74 02 160	023081	160	✂	0	black atramentized	polished	with multi-component grips	3.4	2.5	2.0	209
74 02 180	023074	180						3.8	2.7	2.2	273
74 02 200	040309	200						4.2	3.0	2.5	304
74 02 200 T	080084	200	✂	0	black atramentized	polished	with multi-component grips and integrated tether attachment point	4.2	3.0	2.5	308
74 02 250	042402	250	✂	0	black atramentized	polished	with multi-component grips	4.6	3.5	3.0	437
74 02 250 T	080091	250	✂	0	black atramentized	polished	with multi-component grips and integrated tether attachment point	4.6	3.5	3.0	441
74 05 140	039617	140						3.1	2.0	1.5	157
74 05 160	022961	160						3.4	2.5	2.0	209
74 05 180	022978	180	✂	0	chrome plated		with multi-component grips	3.8	2.7	2.2	270
74 05 200	035367	200						4.2	3.0	2.5	303
74 05 250	039754	250						4.6	3.5	3.0	440
74 06 160	040705	160						3.4	2.5	2.0	215
74 06 180	022985	180	⚠ 1000 V ⚡	0	chrome plated		insulated with multi-component grips, VDE-tested	3.8	2.7	2.2	280
74 06 200	033820	200						4.2	3.0	2.5	308
74 06 250	041955	250						4.6	3.5	3.0	453
74 07 200	018414	200	⚠ 1000 V ⚡	0	chrome plated		with dipped insulation, VDE-tested	4.2	3.0	2.5	328
74 07 250	018421	250						4.6	3.5	3.0	510
74 12 160	065111	160	✂ MM	1	black atramentized	polished	with multi-component grips	3.4	2.5	2.0	209
74 12 180	060192	180						3.8	2.7	2.2	273
74 21 180	069973	180						3.8	2.7	2.2	235
74 21 200	050483	200	∠12° ✂	2	black atramentized	polished	plastic coated	4.2	3.0	2.5	258
74 21 250	045021	250						4.6	3.5	3.0	390
74 22 200	051831	200					with multi-component grips	4.2	3.0	2.5	300
74 22 200 T	080107	200					with multi-component grips and integrated tether attachment point	4.2	3.0	2.5	304
74 22 250	071372	250	∠12° ✂	2	black atramentized	polished	with multi-component grips	4.6	3.5	3.0	437
74 22 250 T	080114	250					with multi-component grips and integrated tether attachment point	4.6	3.5	3.0	441

\* Other tools with tethering can be found from page 254 ff

**KNIPEX TwinForce®**

High Performance Diagonal Cutter

DIN ISO 5749

73

**The superior High-Leverage Diagonal Cutter with patented double joint**

- > ideal transmission of force due to double-hinged design
- > reliably cuts all types of wire, including steel tape
- > for rough or very fine cutting
- > low cutting impact: gentle on hands.  
The tension on muscles and tendons is relieved
- > for comfortable cutting, repetitive cutting or extremely hard cutting jobs
- > high degree of stability and zero-backlash due to precisely milled forged-in axles
- > Chrome vanadium heavy-duty steel, forged, multi stage oil-hardened

**73 72 180 F**

with opening spring to simplify reapplication and for repetitive cutting



**73 71 180**  
PATENTED



**73 72 180**  
PATENTED



**73 72 180 F**  
PATENTED



The High Performance Diagonal Cutter with opening spring to simplify reapplication and for repetitive cutting



The opening spring can be easily activated and deactivated by a press of the thumb

Article No.	EAN 4003773-	↔ mm	Pliers	Head	Handles	Cutting capacities				⚖ g
						∅ mm	∅ mm	∅ mm	∅ mm	
<b>73 71 180</b>	074762	180	black atramentized	polished	plastic coated	5.5	4.6	3.2	3.0	255
<b>73 72 180</b>	074779	180	black atramentized	polished	with multi-component grips	5.5	4.6	3.2	3.0	280
<b>73 72 180 F</b>	077657	180	black atramentized	polished	with multi-component grips	5.5	4.6	3.2	3.0	280

# TwinForce®

Product video



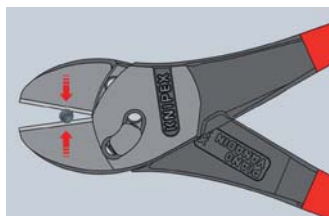
**New for diagonal cutters**

**Cuts again 50% easier than the tried and tested KNIPEX High Leverage Diagonal Cutters**

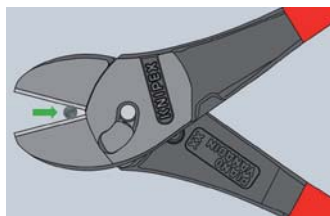
The option to reapply the tool. The KNIPEX TwinForce® cuts even 4 mm thick wire without great effort when reapplied two or three times. Conventional high leverage diagonal cutters either cannot cut these diameters or only with very great effort.

The revolutionary lever action design of KNIPEX TwinForce®, patented

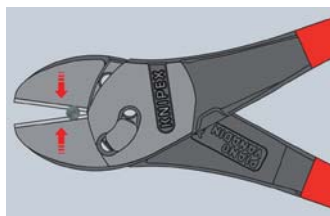
**KNIPEX TwinForce® Reaplying**



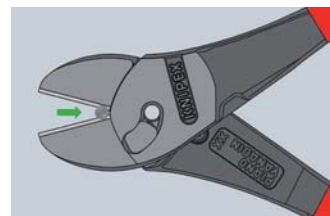
Insert the wires as close to the hinge as possible. In case of cutters with very high transmission, the width of the gap between the cutting edges close to the fulcrum may be less than the thickness of the wire. Wires may slip forward when the cutting starts.



Continue cutting in the same location along the wire. Now cutting is much more easier because the wire remains in place closer to the fulcrum.



First make a notch in the wire using the KNIPEX TwinForce® until the required hand force increases considerably. Now open the pliers and slide the wire backwards towards the joint.



You can repeat this process if necessary.

**Extremely easy cutting with little strain**



**High Leverage Centre Cutters** 74  
91  
DIN ISO 5743

- > with integrated forged axle for heaviest duty
- > with precision cutting edges for soft, hard and piano wire
- > cuts thick wires with less effort than other diagonal cutters of the same length
- > centric precision cutting edges
- > high cutting performance with minimum effort due to optimum co-ordination of the cutting edge angle and transmission ratio
- > cutting edges additionally induction hardened, cutting edge hardness approx. 64 HRC
- > Chrome vanadium heavy-duty steel, forged, multi stage oil-hardened



74 91 250



The cutting edges are in the centre of the cutter head



Article No.	EAN	↔ mm	Pliers	Head	Handles	Cutting capacities				g
						Ø mm	Ø mm	Ø mm	Ø mm	
74 91 250	4003773-034070	250	black atramentized	polished	plastic coated	5.0	5.0	3.8	3.5	395



**KNIPEX CoBolt®**

Compact Bolt Cutters

DIN ISO 5743

71

# CoBolt®

**60% less effort**

required compared to conventional high-leverage diagonal cutters. The ingenious lever-action mechanism ensures an extremely favourable lever ratio with very little friction. The cutting force is about 30 times higher than the hand force applied.

**Exceptional cutting performance**

- > precision cutting edges for soft and hard wire as well as piano wire
- > cuts components like bolts, nails, rivets, etc. up to 5.2 mm dia.
- > exceptional cutting performance with minimum effort because of unsurpassedly effective lever action design
- > cutting edges additionally induction hardened, cutting edge hardness approx. 64 HRC
- > Chrome vanadium heavy-duty steel, forged, multi stage oil-hardened

**Improved cutting performance**

Micro-structured cutting edge allows easy cutting of large cross-sections

With gripping surface below the joint for gripping and pulling wires with a diameter as from 1 mm

**71 12 200**

opening spring and locking device are integrated in the handles also for comfortable work and protected transport

**71 02 200 T\***

Pliers with tether attachment point for mounting a fall protection



71 01 200



71 02 200



71 12 200



Product video



Micro-structured cutting edge allows easy cutting of large cross-sections



With gripping surface below the joint for gripping and pulling wires with a diameter as from 1 mm



Opening spring and locking device are integrated in the handles also for comfortable work and protected transport

Article No.	EAN	↔ mm	Pliers	Handles	Cutting capacities				g
					Ø mm	Ø mm	Ø mm	Ø mm	
71 01 200	033165	200	black atramentized	plastic coated	6.0	5.2	4.0	3.6	335
71 02 200	047056	200		with slim multi-component grips	6.0	5.2	4.0	3.6	372
71 02 200 T	080046	200	black atramentized	with multi-component grips and integrated tether attachment point	6.0	5.2	4.0	3.6	376
71 12 200	066859	200	black atramentized	with slim multi-component grips	6.0	5.2	4.0	3.6	375

The recess in the blade allows easier cutting of thicker wires, e.g. for anchor bolts in false ceilings

With gripping surface below the joint for gripping and pulling wires with a diameter as from 1 mm

**71 32 200 / 71 32 200 T\***

opening spring and locking device are integrated in the handles also for comfortable work and protected transport

**71 32 200 T\***

Pliers with tether attachment point for mounting a fall protection



**71 31 200**



71 31 200/71 32 200/71 32 200 T  
 The recess in the blade allows easier cutting of thicker wires, e.g. for anchor bolts in false ceilings



71 31 200/71 32 200/71 32 200 T  
 With gripping surface below the joint for gripping and pulling wires with a diameter as from 1 mm



Article No.	EAN 4003773-	↔ mm	Style	Pliers	Handles	Cutting capacities				g	
						Ø mm	Ø mm	Ø mm	Ø mm		
<b>71 31 200</b>	042327	200		3	black atramentized	plastic coated	6.0	5.2	4.0	3.6	330
<b>71 32 200</b>	066880	200		3	black atramentized	with slim multi-component grips	6.0	5.2	4.0	3.6	370
<b>71 32 200 T</b>	080060	200				with multi-component grips and integrated tether attachment point	6.0	5.2	4.0	3.6	374

20° angled head with single-sided joint bar and diagonal cutting edge for flush cutting; with space for gripping

**71 22 200 / 71 22 200 T\***

opening spring and locking device are integrated in the handles also for comfortable work and protected transport

**71 22 200 T\***

Pliers with tether attachment point for mounting a fall protection

**71 41 200**

the recess in the blade allows easier cutting of thicker wires, e.g. for anchor bolts in false ceilings



**71 21 200**



**71 22 200**

Article No.	EAN 4003773-	↔ mm	Style	Pliers	Handles	Cutting capacities				g
						Ø mm	Ø mm	Ø mm	Ø mm	
<b>71 21 200</b>	066866	200		black atramentized	plastic coated	6.0	5.2	4.0	3.6	320
<b>71 22 200</b>	066873	200		black atramentized	with slim multi-component grips	6.0	5.2	4.0	3.6	375
<b>71 22 200 T</b>	080053	200			with multi-component grips and integrated tether attachment point	6.0	5.2	4.0	3.6	379
<b>71 41 200</b>	066897	200		black atramentized	plastic coated	6.0	5.2	4.0	3.6	335

\* Other tools with tethering can be found from page 254 ff







# KNIPEX CoBolt® XL

Compact bolt cutters

71

The compact bolt cutters from KNIPEX now also available in 250 mm length for one and two-hand operation. Up to a 40-fold increase of manual force.

For powerful cutting of larger cross-sections as well as very hard materials

Two-hand operation for maximum cutting force

- > 60% less effort required compared to high leverage diagonal cutters of the same size
- > 40-fold increase of manual force due to special joint design
- > with a gripping surface below the joint for gripping and pulling wires with a diameter from 1.0 mm
- > induction-hardened precision blades, cutting edge hardness approx. 64 HRC
- > Chrome vanadium heavy-duty steel, forged, multi stage oil-hardened

### 71 01 250

straight blades

### 71 31 250

blades with recess for easier cutting of larger cross-sections thanks to better leverage close to the fulcrum



71 01 250



71 31 250

# CoBolt® XL

Product video



Two-hand operation for maximum cutting force

Article No.	EAN	↔ mm	Pliers	Handles	Cutting capacities			⚖ g
					○ mm	◐ mm	● mm	
71 01 250	079637	250	✂ black atramentized	plastic coated	5.6	4.0	3.8	465
71 31 250	079644	250	✂ black atramentized	plastic coated	6.0	4.3	4.2	465

**Bolt Cutters**

cut hard components up to 48 HRC

71  
72

- > cutting capacity up to 48 HRC hardness
- > robust cutting edges are additionally induction hardened, cutting-edge hardness approx. 62 HRC
- > forged-in stopper with comfortable shock-absorber
- > good access due to very flat construction of head and joint area
- > ergonomically angled handles to minimise effort
- > sturdy non-slip two-colour dual component handle sleeves
- > precise adjustment (12 positions) by eccentric bolt
- > high cutting performance with minimum effort due to optimum co-ordination of the cutting edge angle and transmission ratio
- > bolted cutter head, replaceable
- > blade: chrome vanadium heavy-duty steel, forged, multi stage oil-hardened
- > joint: special tool steel, forged
- > handle: steel tube, powder-coated



Forged-in stopper with damping inserts: cushions the cutting stroke comfortably

Article No.	EAN 4003773-	↔ mm	Head	Handles	Cutting capacities			⚖ g
					HRC 19 Ø mm	HRC 40 Ø mm	HRC 48 Ø mm	
71 72 460	066750	460	grey atramentized	with multi-component grips	8	6	5	2100
71 72 610	066767	610			9	8	7	2550
71 72 760	066774	760			11	9	8	4250
71 72 910	066781	910			13	10	9	4950
71 79 460	066804	Spare cutter head for 71 72 460 complete with screws						
71 79 610	066811	Spare cutter head for 71 72 610 complete with screws						
71 79 760	066828	Spare cutter head for 71 72 760 complete with screws						
71 79 910	066835	Spare cutter head for 71 72 910 complete with screws						



## Concrete Mesh Cutter

71  
82

- > cutting capacity up to 48 HRC hardness
- > robust cutting edges are additionally induction hardened, cutting-edge hardness approx. 62 HRC
- > forged-in stopper with comfortable shock-absorber
- > good access due to very flat construction of head and joint area
- > ergonomically angled handles to minimise effort
- > sturdy non-slip two-colour dual component handle sleeves
- > precise adjustment (12 positions) by eccentric bolt
- > high cutting performance with minimum effort due to optimum co-ordination of the cutting edge angle and transmission ratio
- > bolted cutter head, replaceable
- > blade: chrome vanadium heavy-duty steel, forged, multi stage oil-hardened
- > joint: special tool steel, forged
- > handle: steel tube, powder-coated

71 82 950



The special shape of the mesh cutter head, 71 82 950, enables it to cut structural steel that is lying down flat



Article No.	EAN 4003773-	↔ mm	Head	Handles	Cutting capacities			⚖ g
					HRC 19 Ø mm	HRC 40 Ø mm	HRC 48 Ø mm	
71 82 950	066798	950	grey agramentized	with multi-component grips	11	9	6	4060
71 89 950	066842	Spare cutter head for 71 82 950 complete with screws						



## Bolt End Cutting Nippers

high lever transmission

DIN ISO 5743

61



Extraordinary cutting performance: also for piano wire



Particularly efficient for fence construction



Almost flush cutting of bolts, nails etc.

Powerful, compact, comfortable

- > compared to conventional lever-assisted end cutting nippers, greater cutting capacity, less effort required and better handling
- > for all classes of wire including piano wire
- > exceptional cutting capacity due to high-leverage joint
- > cutting edges additionally induction hardened; cutting edge hardness approx. 64 HRC
- > Vanadium steel, forged, multi stage oil-hardened

### 61 02 200

with slim two-colour multi-component sleeves without collar for better handling and easier transport; with large contact surface on the handles for better allotment of pressure and more comfort at work



### 61 01 200

∠85°



### 61 02 200

∠85°

Article No.	EAN 4003773-	↔ mm	∠85°	Pliers	Head	Handles	Cutting capacities				g
							Ø mm	Ø mm	Ø mm	Ø mm	
61 01 200	033172	200	∠85°	black atramentized	polished	plastic coated	1.0 - 6.0	4.0	3.5	3.0	435
61 02 200	067047	200	∠85°	black atramentized	polished	with slim multi-component grips	1.0 - 6.0	4.0	3.5	3.0	435

## High Leverage End Cutting Nippers

DIN ISO 5748

67

- > with cutting edges for soft, hard and piano wire
- > high cutting capacity with little effort due to optimum co-ordination of cutting edge angle and transmission ratio
- > cutting edges additionally induction hardened, cutting edge hardness approx. 64 HRC
- > Chrome vanadium heavy-duty steel, forged, multi stage oil-hardened



### 67 01 200

Article No.	EAN 4003773-	↔ mm	Pliers	Head	Handles	Cutting capacities				g	
						Ø mm	Ø mm	Ø mm	Ø mm		
67 01 140	043690	140				4.0	3.1	2.0	1.5	152	
67 01 160	040620	160	∠85°	black atramentized	polished	plastic coated	4.5	3.4	2.5	2.0	237
67 01 200	040637	200	∠85°	black atramentized	polished	plastic coated	5.0	3.8	3.0	2.5	318
67 05 140	017929	140				4.0	3.1	2.0	1.5	176	
67 05 160	017936	160	∠85°	chrome plated		with multi-component grips	4.5	3.4	2.5	2.0	266
67 05 200	017943	200	∠85°	chrome plated		with multi-component grips	5.0	3.8	3.0	2.5	361


## End Cutting Nippers

DIN ISO 5748

68

Head shape provides optimised movement when tightening steel mesh knots during reinforced concrete work

- > with cutting edges for soft and hard wire
- > also suitable for twisting and cutting binding wire
- > cutting edges additionally induction hardened, cutting edge hardness approx. 61 HRC
- > High-grade special tool steel, forged, multi stage oil-hardened



68 01 180



68 01 280



Article No.	EAN 4003773-	↔ mm	Pliers	Head	Handles	Cutting capacities			
						∅ mm	∅ mm	∅ mm	g
68 01 160	013792	160	black atramentized	polished	plastic coated	4.0	2.8	2.3	202
68 01 180	013808	180				4.0	3.2	2.5	284
68 01 200	013815	200				4.0	3.5	2.8	319
68 01 280	077664	280				4.5	4.0	3.2	467

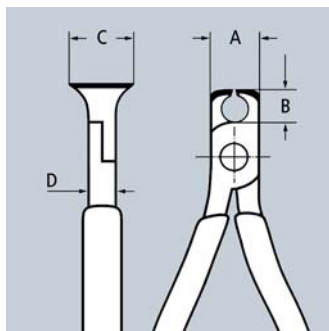
## End Cutting Nippers

for mechanics

DIN ISO 5748

69

- > with cutting edges for soft, hard and piano wire; also suitable for thin copper wires
- > lap joint
- > cutting edges additionally induction hardened, cutting edge hardness approx. 64 HRC
- > Chrome vanadium heavy-duty steel, forged, multi stage oil-hardened

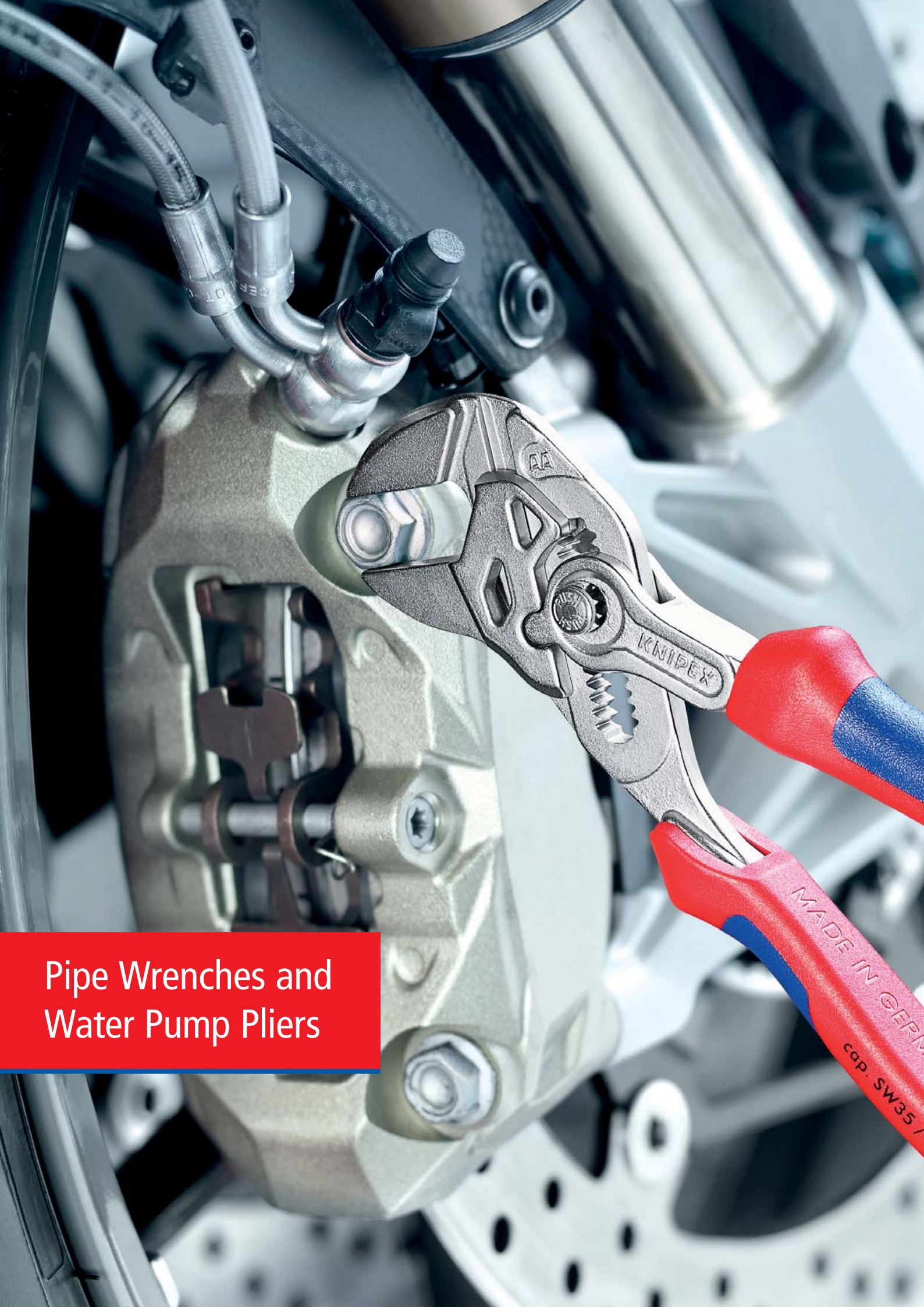


69 01 130



Article No.	EAN 4003773-	↔ mm	Pliers	Head	Handles	Cutting capacities				Dimensions				
						∅ mm	∅ mm	∅ mm	∅ mm	A mm	B mm	D mm	C mm	g
69 01 130	017974	130	black atramentized	polished	plastic coated	0.4 - 2.0	1.3	1.0	0.8	16	7.5	10	20	111
69 03 130	018001	130	chrome plated		plastic coated	0.4 - 2.0	1.3	1.0	0.8	16	7.5	10	20	111






Pipe Wrenches and  
Water Pump Pliers



Pliers Wrenches	112
Set of pliers wrenches	113
Pliers Wrench XL	114
Multiple Slip Joint Spanner	115
Smart Grip®	115
Cobra®	116
Cobra® XL / XXL	118
Cobra® ...matic	119
Cobra® QuickSet	120
Cobra® VDE	121
Cobra® ES	121
Alligator®	122
Alligator® XL	124
Water Pump Pliers with groove joint	125
Mini Water Pump Pliers with groove joint.	125
Pipe Wrenches 90°	126
Pipe Wrenches 45°	126
Pipe Wrenches S-type	127
Pipe Wrenches S-Type with rapid adjustment.	127
Siphon- and Connector Pliers	128



## Pliers Wrenches

pliers and a wrench in a single tool

DIN ISO 5743

86

Replaces the need for sets of metric and imperial spanners  
Smooth jaws for damage free installation of plated fittings – working directly on chrome!

- > adjustable tightening tool
- > also excellent for gripping, holding, pressing and bending workpieces
- > zero backlash jaw pressure prevents damage to edges of sensitive components
- > adjustment at the touch of a button directly on the workpiece
- > parallel jaws give a more solid grip; the construction gives infinite adjustment of all widths up to the specified maximum size
- > reliable catching of the hinge bolt: no unintentional shifting
- > the action of the jaws allows quick tightening and release of bolted connections using the ratchet principle
- > lever transmission greater than 10 : 1 for strong gripping power
- > Chrome vanadium electric steel, forged, oil-hardened

### Length 125 mm

the mini pliers wrench for precision mechanics; particularly suitable for working on small bolted connections; very good access in very confined areas

### Length 150 mm

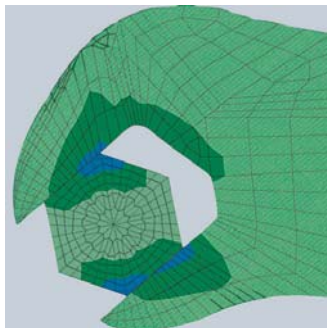
ideal multi-purpose wrench in pocket size; indispensable companion in emergency tool kit

### Length 180 mm

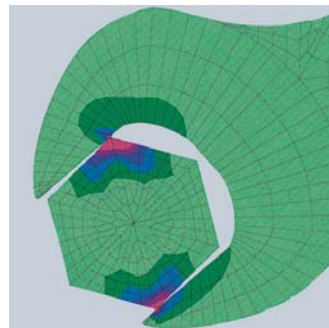
with narrow gripping jaws – for tightening situations that require a slim tool

### 86 05 180 / 86 05 250 T\*

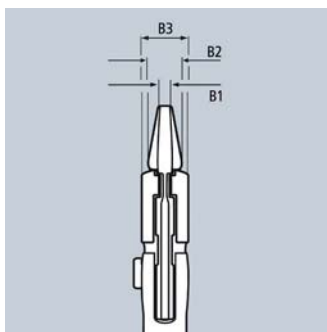
Pliers with tether attachment point for mounting a fall protection



Pliers wrench: zero backlash contact pressure, no damage to edges



Conventional open end wrench: edge pressure causes surface damage



Fast adjustment by pushing a button



86 03 125



86 03 150



86 03 180



86 05 250



86 05 250 T



86 03 300



The smooth jaws grip all parallel surfaces in the capacity range with a high degree of pressure if necessary and open up almost unlimited application possibilities for the pliers wrench: e.g. for tightening locknuts, exerting pressure to activate the adhesive power of contact adhesives, edge breaking in tile work, snapping cable ties, utilisation as a small vice.



Working on plated fittings without damage of the surface



Replaces the need for sets of metric and imperial spanners



Ideal for bending operations



The mini pliers wrench for precision mechanics


Article No.	EAN 4003773-	↔ mm	Pliers	Handles	Inch	mm	Adjustment positions	Dimensions			g
								B1 mm	B2 mm	B3 mm	
86 03 125	077497	125	chrome plated	plastic coated	7/8	23	11	3.0	5.0	9.5	105
86 03 150	069676	150			1	27	14	4.7	7.0	10.5	175
86 03 180	035466	180			1 3/8	35	13	5.0	8.0	12.0	254
86 03 250	033837	250			1 3/4	46	17	8.0	8.0	14.0	536
86 03 300	041429	300			2 3/8	60	22	9.5	9.5	15.0	729
86 05 150	069928	150	chrome plated	with multi-component grips	1	27	14	4.7	7.0	10.5	193
86 05 180	047162	180		with multi-component grips	1 3/8	35	13	5.0	8.0	12.0	277
86 05 180 T	080121	180		with multi-component grips and integrated tether attachment point	1 3/8	35	13	5.0	8.0	12.0	281
86 05 250	047841	250		with multi-component grips	1 3/4	46	17	8.0	8.0	14.0	571
86 05 250 T	080138	250		with multi-component grips and integrated tether attachment point	1 3/4	46	17	8.0	8.0	14.0	575

## Set of pliers wrenches

5-piece

00  
19

- > tool roll made of hard-wearing polyester fabric
- > with hook and loop fastener
- > Fitted with 1 each of 86 03 125/150/180/250/300



Article No.	EAN 4003773-	Quantity	g
00 19 55 54	077817	1	2060
			Set of pliers wrenches
		1	86 03 125 KNIPEX Mini pliers wrench, pliers and a wrench in a single tool
		1	86 03 150 Mini Pliers Wrench, pliers and a wrench in a single tool
		1	86 03 180 Pliers Wrench, pliers and a wrench in a single tool
		1	86 03 250 Pliers Wrench, pliers and a wrench in a single tool
		1	86 03 300 Pliers Wrench, pliers and a wrench in a single tool

\* Other tools with tethering can be found from page 254 ff



## Pliers Wrench XL

pliers and a wrench in a single tool  
DIN ISO 5743

86  
03

The unique installation tool now also in 400 mm length  
For opening widths up to 85 mm / 3 3/8"

- > excellent for gripping, holding, pressing and bending workpieces
- > optimised adjustment to the workpiece with hand-friendly position of grips
- > reliable catching of the hinge bolt: no unintentional shifting
- > lever transmission greater than 10 : 1 for strong gripping power
- > Chrome vanadium electric steel, forged, oil-hardened



## Pliers Wrench XL

adjustable tightening tool – replaces diverse expensive, large open-end wrenches

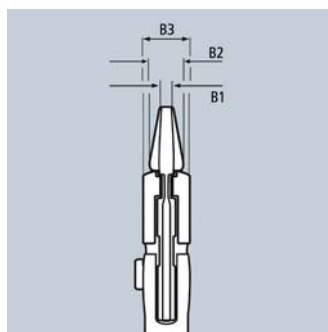
parallel jaws give a more solid grip; its design allows flexible adjustment up to a maximum size of AF 85 or 3 3/8"

smooth jaws, for damage free installation of quality union joints made from brass, red brass, stainless steel or chrome-plated material

zero backlash jaw pressure prevents damage to edges of sensitive components

the ratchet type principle allows quick and easy tightening and release of bolted connections

push the button for adjustment on the workpiece



Product video



Product video



Pliers head = original size

Article No.	EAN	↔ mm	Pliers	Handles	Inch	mm	Adjustment positions	Dimensions			g
								B1 mm	B2 mm	B3 mm	
86 03 400	4003773-077312	400	chrome plated	plastic coated	3 3/8	85	25	12.5	16	20	1460

## Multiple Slip Joint Spanner

DIN ISO 5743

87

4



Self-locking: no slip on workpieces; less effort required



Fine adjustment by pushing a button: fast and comfortable



In operation on rusted nut with rounded edges

- > for metric and imperial nuts and screws with widths across flats from 10 to 32 mm (3/8" up to 1 1/4"); self-locking from 17 mm: no slipping on the workpiece
- > zero-backlash gripping of metric or imperial hexagonal headed screws, no rounding of bolt heads
- > reliable and tight gripping of rounded, rusty, or thick coated bolts and screws
- > ideal for work on vehicle brake systems
- > quick tightening of bolted connections using ratchet action
- > adjustment at the touch of a button directly on the workpiece, also possible with one hand only
- > fine adjustment for optimum adaptation to different sizes of workpieces and a comfortable handle width
- > box-joint design: high stability because of the double guide
- > reliable catching of the hinge bolt: no unintentional shifting
- > favourable lever action: optimum transmission of force
- > guard prevents operators' fingers being pinched
- > replaces a set of wrenches, ideal for tightening locknuts
- > Chrome vanadium electric steel, forged, multi stage oil-hardened



87 41 250



The Multiple Slip Joint Spanner combines the convenience of the comfortable push-button adjustment on the workpiece and the function of an all-purpose tightening tool. Jaw gripping with zero backlash prevents slipping on the bolt head or rounding edges. Even rusty or thick coated bolted connections which have no surfaces capable of being gripped reliably by a conventional spanner can be managed by the exceptionally powerful closing gripping jaws of this spanner.

Article No.	EAN	↔ mm		Pliers	Head	Handles	Hex Inch	Hex mm	Adjustment positions	g
87 41 250	054566	250		grey atramentized	polished	plastic coated	3/8 - 1 1/4	10 - 32	15	328

## KNIPEX SmartGrip®

Water Pump Pliers with automatic adjustment

DIN ISO 8976

85

- > ideal for frequent changeovers to workpieces of different sizes
- > automatic adjustment per one-hand operation both for right-handed and left-handed use
- > good access to the workpiece thanks to the slim dimensions in the head and joint area and flush joint bolt
- > self-locking on pipes and nuts: no slipping on the workpiece and low handforce required
- > gripping surfaces with special hardened teeth, teeth hardness approx. 61 HRC: low wear and stable gripping
- > box-joint design: high stability because of the double guide
- > guard prevents operators' fingers being pinched
- > locking lever for space saving transport with reliable closed handles
- > Chrome vanadium electric steel, forged, multi stage oil-hardened



85 01 250



Adjustment to suit the workpiece is automatic with the KNIPEX SmartGrip®! Place the outer jaw on the workpiece, squeeze the handles – turn!



Article No.	EAN	↔ mm		Pliers	Head	Handles	Ø Inch	Ø mm	mm	g
85 01 250	061304	250		grey atramentized	polished	plastic coated	1 1/4	32	36	370

**KNIPEX Cobra®**

Hightech Water Pump Pliers

DIN ISO 8976

87  
0

- > adjustment at the touch of a button directly on the workpiece
- > fine adjustment for optimum adaptation to different sizes of workpieces and a comfortable handle width
- > self-locking on pipes and nuts: no slipping on the workpiece and low handforce required
- > gripping surfaces with special hardened teeth, teeth hardness approx. 61 HRC: low wear and stable gripping
- > box-joint design: high stability because of the double guide
- > reliable catching of the hinge bolt: no unintentional shifting
- > guard prevents operators' fingers being pinched
- > Chrome vanadium electric steel, forged, multi stage oil-hardened

**87 02 250 / 87 02 250 T\* / 87 05 250**

with slim two-colour multi-component sleeves without collar for better handling and easier transport

**87 02 180 / 87 02 250 / 87 02 300 T\***

Pliers with tether attachment point for mounting a fall protection

# Cobra®



87 01 125



87 01 150



87 01 180



87 01 250



87 01 300




87 02 250



87 02 250 T



87 03 250



87 05 250



Fine adjustment by pushing a button: fast and comfortable



Fast and firm adjustment directly on the workpiece



**KNIPEX Cobra® – the Hightech Water Pump Pliers.**

No more time-consuming presetting of the required opening size. Just position the upper jaw to the workpiece, push button and move close the lower jaw, ingeniously simple.







Teeth set against the direction of rotation have a self-locking effect and prevent slipping on the workpiece



# Mini-Cobra®

pocket sized tool with full fledged tool function.  
Capacity up to 27 mm dia.



Original size

Article No.	EAN 4003773-	↔ mm		Pliers	Head	Handles	∅ Inch	∅ mm	∅ mm	Adjustment positions	g
87 01 125	069935	125		grey atramentized	polished	with non-slip plastic coating	1	27	27	13	85
87 01 150	060116	150					1 1/4	32	30	11	145
87 01 180	022015	180					1 1/2	42	36	18	170
87 01 250	022022	250					2	50	46	25	335
87 01 300	034087	300					2 3/4	70	60	30	530
87 02 180	042396	180		grey atramentized	polished	with multi-component grips	1 1/2	42	36	18	196
87 02 180 T	080145	180				with multi-component grips and integrated tether attachment point	1 1/2	42	36	18	200
87 02 250	040316	250				with slim multi-component grips	2	50	46	25	366
87 02 250 T	080152	250				with slim multi-component grips and integrated tether attachment point	2	50	46	25	370
87 02 300	029144	300				with multi-component grips	2 3/4	70	60	30	580
87 02 300 T	080169	300				with multi-component grips and integrated tether attachment point	2 3/4	70	60	30	584
87 03 125	073949	125		chrome plated		with non-slip plastic coating	1	25	27	13	85
87 03 180	005667	180					1 1/2	42	36	18	175
87 03 250	043805	250					2	50	46	25	314
87 03 300	041382	300					2 3/4	70	60	30	530
87 05 250	005681	250		chrome plated		with slim multi-component grips	2	50	46	25	355
87 05 300	014126	300				with multi-component grips	2 3/4	70	60	30	579

\* Other tools with tethering can be found from page 254 ff

**KNIPEX Cobra® XL/XXL**

Pipe Wrenches and Water Pump Pliers

DIN ISO 5743

87  
0

- > greater gripping capacity but much lower weight than comparable pipe wrenches
- > fast push-button adjustment directly on the workpiece, no unintentional slipping of the joint
- > fine adjustment for optimum adaptation to different sizes of workpieces and a comfortable handle width
- > self-locking on pipes and nuts: no slipping on the workpiece and low handforce required
- > gripping surfaces with special hardened teeth, teeth hardness approx. 61 HRC: low wear and stable gripping
- > box-joint design: high stability because of the double guide
- > guard prevents operators' fingers being pinched
- > Chrome vanadium electric steel, forged, multi stage oil-hardened

# Cobra®

Both the KNIPEX Cobra® XL and XXL offer the performance and comfort of water pump pliers while being lighter in weight and having a greater gripping capacity than comparable pipe wrenches. The Cobra® XL can e.g. grip a 2" pipe fitting and weighs 50% less than a 2" pipe wrench, which has a much lower gripping capacity. With its handy length of 400 mm, the Cobra® XL also fits into a plumber's tool kit. The Cobra® XXL comes along with the weight of a 2" pipe wrench but offers a back-up gripping capacity up to 4 1/2".

87 01 400



87 01 560

**Cobra® XL**  
length 400 mm – weight 1214 g

**gripping a union nut of a 2" pipe fitting**  
large gripping capacity of 95 mm,  
would require a 3-inch pipe wrench



smaller dimensions and less weight than 1 1/2" pipe wrenches

**2" pipe wrench**  
length 560 mm – weight 2670 g



gripping the 2" union nut exceeds the capacity of a 2" pipe wrench; no confident working conditions

Article No.	EAN	↔ mm		Pliers	Head	Handles	Ø Inch	Ø mm	mm	Adjustment positions	g
87 01 400	005636	400		grey atramentized	polished	plastic coated	3 1/2	90	95	27	1214
87 01 560	044321	560		grey atramentized	polished	plastic coated	4 1/2	115	120	20	2750



## KNIPEX Cobra®...matic

Water Pump Pliers  
DIN ISO 8976

87  
1

> all features of the KNIPEX Cobra® 87 01 250

### Special feature:

- > automatic adjustment at the touch of a button directly on the workpiece
- > the sheltered positioned spring ensures that the pliers close automatically once the push-button is activated (one-hand operation!)



87 11 250

Article No.	EAN 4003773-	↔ mm		Pliers	Head	Handles	∅ Inch	∅ mm	∅ mm	Adjustment positions	⚖ g
87 11 250	035473	250		grey atramentized	polished	with non-slip plastic coating	2	50	46	25	314
87 19 250	022640	Spare spring for 87 11 250									



# KNIPEX Cobra® QuickSet

Hightech Water Pump Pliers

DIN ISO 8976

87  
2

Fully open, push, grab!

Additional fast adjustment on the workpiece by sliding the pliers handle

- > combines the proven, reliable locking of the hinge bolt with an additional push function which makes it easier to work in very confined and inaccessible areas
- > the adjustment directly on the workpiece is possible by simply sliding the pliers handle
- > securely lock of the hinge bolt with the first workload. The gripping width of the pliers is then fixed and can only be adjusted by pressing the button
- > to re-activate the sliding function, the hinge bolt must be released by pressing the push button and the pliers must be completely opened again
- > Chrome vanadium electric steel, forged, multi stage oil-hardened



87 21 250



87 21 300



87 22 250



Product video



### Proven Cobra®-functions


- > self-locking on pipes and nuts: no slipping on the workpiece and low handforce required
- > fine adjustment for optimum adaptation to different sizes of workpieces and a comfortable handle width



Press the button – open pliers completely



Press the button – open pliers completely



The hinge bolt locks itself with the first workload



Article No.	EAN 4003773-	↔ mm		Pliers	Handles	⊘ Inch	⊘ mm	⊘ mm	Adjustment positions	⚖ g
87 21 250	072775	250		grey atramentized	plastic coated	2	50	46	25	335
87 21 300	078524	300		grey atramentized	plastic coated	2 3/4	70	60	25	530
87 22 250	077794	250		grey atramentized	with multi-component grips	2	50	46	25	364

### KNIPEX Cobra® VDE

Hightech Water Pump Pliers, insulated  
DIN ISO 8976 IEC 60900 DIN EN 60900

87  
26

- > adjustment by shifting one jaw directly on to the workpiece: fast, reliable and comfortable handling
- > opening at the touch of a button apart from the workpiece
- > fine adjustment for optimum adaptation to different sizes of workpieces and a comfortable handle width
- > good access to the workpiece due to slim size in the head and joint area
- > self-locking on pipes and nuts: no slipping on the workpiece and low handforce required
- > gripping surfaces with special hardened teeth, teeth hardness approx. 61 HRC: low wear and stable gripping
- > box-joint design: high stability because of the double guide
- > guard prevents operators' fingers being pinched
- > Chrome vanadium electric steel, forged, multi stage oil-hardened



87 26 250

The adjustment action to adapt to the workpiece is easy and reliable with the KNIPEX Cobra® VDE: place the upper gripping jaw of the opened pliers on the workpiece, push pliers to close, done!

Article No.	EAN 4003773-	↔ mm		Pliers	Handles	∅ Inch	∅ mm	∅ mm	Adjustment positions	g
87 26 250	071495	250		chrome plated	insulated with multi-component grips, VDE-tested	2	50	46	24	340

### KNIPEX Cobra® ES

Water Pump Pliers extra-slim  
DIN ISO 8976

87  
5

- > ideal for service, maintenance and equipment repair, in automotive and general industry
- > long, narrow jaws
- > particularly good access to the workpiece due to very slim construction of head and joint area
- > firm grip also on flat material due to three-point rest
- > adjustment at the touch of a button directly on the workpiece
- > fine adjustment for optimum adaptation to different sizes of workpieces and a comfortable handle width
- > self-locking on pipes and nuts: no slipping on the workpiece and low handforce required
- > box-joint design: high stability because of the double guide
- > reliable catching of the hinge bolt: no unintentional shifting
- > favourable lever action: optimum transmission of force
- > guard prevents operators' fingers being pinched
- > Chrome vanadium electric steel, forged, multi stage oil-hardened



Very slim design in the complete head and joint area (compared to conventional water pump pliers)



Grips nuts up to 34 mm (1 5/8") across flats



Optimum access to the workpiece. Ideal for service, maintenance and equipment repair, in automotive and general industry



Grips nuts up to 34 mm (1 5/8") across flats



87 51 250

Article No.	EAN 4003773-	↔ mm		Pliers	Head	Handles	∅ Inch	∅ mm	∅ mm	max. parallel opening width in mm	max. gripping depth	Adjustment positions	g
87 51 250	061267	250		grey atramentized	polished	with non-slip plastic coating	1 1/4	32	34	37	42	19	328

**KNIPEX Alligator®**

Water Pump Pliers

DIN ISO 8976

88

More output and comfort compared to conventional water pump pliers of the same length: 9-notch adjustment positioning for 30% more gripping capacity

Good access to the workpiece due to slim size of head and joint area

- > self-locking on pipes and nuts: no slipping on the workpiece and low handforce required
- > gripping surfaces with special hardened teeth, teeth hardness approx. 61 HRC: low wear and stable gripping
- > box-joint design: high stability because of the double guide
- > robust construction, insensitive to dirt; particularly suitable for outdoor work
- > guard prevents operators' fingers being pinched
- > Chrome vanadium electric steel, forged, multi stage oil-hardened

**88 02 250 / 88 02 250 T\* / 88 05 250**

with slim multi-component grips without collar for better handling and easier transport

**88 02 250 / 88 02 300 T\***

Pliers with tether attachment point for mounting a fall protection



Self-locking on pipes and nuts: no slipping on the workpiece; the complete actuating force can be used to turn the workpieces; not having to squeeze the pliers handles reduces the required effort



88 01 180



88 01 250



88 02 250



88 02 250 T



88 05 250



88 06 250  
 ⚠️ 1000 V ⚡️ ⚠️ ⚠️ ⚠️



88 07 250  
 ⚠️ 1000 V ⚡️ ⚠️ ⚠️ ⚠️



# Alligator®



Conventional water pump pliers

Alligator® 250/300



**pecially hardened teeth**  
high resistance to wear, allowing durable, reliable gripping

**robust adjusting mechanism**  
insensitive to dirt, particularly suitable for outdoor work

**notch curved adjustment positioning**  
30% more gripping capacity, optimised adjustment to the workpiece and a handy handle position, slim design

**box joint, double guide**  
no loosening of the joint connection, continuous heavy duty

Article No.	EAN 4003773-	↔ mm		Pliers	Head	Handles	∅ Inch	∅ mm	mm	Adjustment positions	g
88 01 180	035480	180		black	polished		1 1/2	42	36	9	180
88 01 250	022992	250		atramentized	polished	plastic coated	2	50	46	9	319
88 01 300	034094	300					2 3/4	70	60	9	511
88 02 180	044222	180				with multi-component grips	1 1/2	42	36	9	215
88 02 250	019282	250				with slim multi-component grips	2	50	46	9	357
88 02 250 T	080176	250		black	polished	with slim multi-component grips and integrated tether attachment point	2	50	46	9	361
88 02 300	029151	300				with multi-component grips	2 3/4	70	60	9	565
88 02 300 T	080619	300				with multi-component grips and integrated tether attachment point	2 3/4	70	60	9	569
88 03 180	042860	180		chrome plated		plastic coated	1 1/2	42	36	9	181
88 03 250	005742	250					2	50	46	9	317
88 05 180	060130	180					1 1/2	42	36	9	214
88 05 250	035497	250		chrome plated		with multi-component grips	2	50	46	9	344
88 05 300	042389	300					2 3/4	70	60	9	560
88 06 250	039303	250		chrome plated		insulated with multi-component grips, VDE-tested	2	50	46	9	374
88 07 250	019343	250		chrome plated		with dipped insulation, VDE-tested	2	50	46	9	420
88 07 300	022350	300					2 3/4	70	60	9	661

\* Other tools with tethering can be found from page 254 ff

**KNIPEX Alligator® XL**

Pipe Wrench and Water Pump Pliers

DIN ISO 5743

88

The classic in 400 mm length

Robust construction, insensitive to dirt; particularly suitable for outdoor work

- > good access to the workpiece due to slim size in the head and joint area
- > guard prevents operators' fingers being pinched
- > Chrome vanadium electric steel, forged, multi stage oil-hardened



88 01 400



The KNIPEX Alligator® XL offers the performance and comfort of a water pump pliers while being 50% lighter in weight and having a greater gripping capacity (3 1/2") than comparable pipe wrenches. With their handy length of 400 mm, there is a place for KNIPEX Alligator® XL in every tool box.

**Robust pliers for very hard applications**


gripping surfaces with special hardened teeth, teeth hardness approx. 61 HRC: low wear and stable gripping

self-locking on pipes and nuts: no slipping on the workpiece and low handforce required

box-joint design: high stability because of the double guide

robust adjustment mechanism, insensitive to dirt, easy to clean; particularly suitable for outdoor work

11-notch adjustment for a gripping capacity up to 3 1/2", optimised adjustment to the workpiece and a comfortable handle position



Article No.	EAN	↔ mm		Pliers	Head	Handles	∅ Inch	∅ mm	∅ mm	Adjustment positions	g
88 01 400	075844	400		black atramentized	polished	with non-slip plastic coating	3 1/2	90	95	11	1190

## Water Pump Pliers

with groove joint  
DIN ISO 8976

89

- > self-locking on pipes and nuts: no slipping on the workpiece and low hand force required
- > easy, convenient engagement in 5 different positions due to milled tongue
- > non-slip joint
- > jaw profile designed to fit screws and nuts
- > joint design reduces strain of the centre bolt, hence no wear on pivot
- > guard prevents operators' fingers being pinched
- > gripping surfaces with special hardened teeth
- > teeth hardness approx. 61 HRC for tool length 250 mm: low wear and stable gripping
- > Chrome vanadium electric steel, forged, multi stage oil-hardened



89 01 250



89 03 250



89 05 250



Article No.	EAN 4003773-	↔ mm		Pliers	Head	Handles	∅ Inch	∅ mm	∅ mm	g
89 01 250	013334	250		black atramentized	polished	plastic coated	1 5/16	34	36	340
89 03 250	015086	250		chrome plated		plastic coated	1 5/16	34	36	338
89 05 250	043836	250		chrome plated		with multi-component grips	1 5/16	34	36	371

## Mini Water Pump Pliers

with groove joint  
DIN ISO 8976

90

- > easy, convenient engagement in 4 different positions
- > non-slip joint
- > joint design reduces strain of the centre bolt, hence no wear on pivot
- > Chrome vanadium electric steel, forged, oil-hardened



90 01 125



90 03 125



Article No.	EAN 4003773-	↔ mm		Pliers	Head	Handles	∅ Inch	∅ mm	∅ mm	g
90 01 125	035503	125		black atramentized	polished	plastic coated	11/16	17	14	103
90 03 125	050490	125		chrome plated		plastic coated	11/16	17	14	105



**Pipe Wrenches 90°**

DIN 5234

**83**  
1

- > Swedish pattern
- > 90° angled jaws
- > jaws with offset teeth in opposite direction
- > teeth additionally induction hardened
- > I-beam handle design
- > captive adjusting nut
- > red powder coated, jaws bright ground
- > Chrome vanadium electric steel, forged, multi stage oil-hardened



**83 10 015**  
∠90°



Article No.	EAN 4003773-	↔ mm		Pliers	∅ Inch	∅ mm	∅ Inch	g
<b>83 10 010</b>	014188	310		red powder-coated	1 5/8	42	1	779
<b>83 10 015</b>	014195	420			2 3/8	60	1 1/2	1415
<b>83 10 020</b>	014201	560	∠90°		2 3/4	70	2	2600
<b>83 10 030</b>	022329	650			4 3/8	110	3	3433
<b>83 10 040</b>	022336	750			5 1/8	130	4	4921

**Pipe Wrenches 45°**

DIN 5234

**83**  
2

- > Swedish pattern
- > 45° angled jaws
- > jaws with offset teeth in opposite direction
- > teeth additionally induction hardened
- > I-beam handle design
- > captive adjusting nut
- > red powder coated, jaws bright ground
- > Chrome vanadium electric steel, forged, multi stage oil-hardened



**83 20 015**  
∠45°



Article No.	EAN 4003773-	↔ mm		Pliers	∅ Inch	∅ mm	∅ Inch	g
<b>83 20 010</b>	014218	320		red powder-coated	1 5/8	42	1	817
<b>83 20 015</b>	014225	430	∠45°		2 3/8	60	1 1/2	1408
<b>83 20 020</b>	014232	570			2 3/4	70	2	2596

## Pipe Wrenches S-Type

DIN 5234

83  
3

- > slim, S-type jaw
- > jaws with offset teeth in opposite direction
- > teeth additionally induction hardened
- > three-point contact on pipes, self-locking
- > I-beam handle design
- > captive adjusting nut
- > red powder coated, jaws bright ground
- > Chrome vanadium electric steel, forged, multi stage oil-hardened



83 30 015



Article No.	EAN 4003773-	↔ mm		Pliers	∅ Inch	∅ mm	∅ Inch	⚖ g
83 30 005	025221	245			1 1/2	35	1/2	472
83 30 010	014249	320			1 5/8	42	1	836
83 30 015	014256	420		red powder-coated	2 3/8	60	1 1/2	1540
83 30 020	014263	540			2 3/4	70	2	2669
83 30 030	014164	680			4 3/4	120	3	4366

## Pipe Wrenches S-Type

with rapid adjustment

83  
6

- > time-saving, precise adjustment of the gripping width directly on the workpiece at the push of a button
- > less effort required due to self-locking action
- > no unintentional shifting of the pliers handles
- > guard prevents operators' fingers being pinched
- > maximum load capacity thanks to completely hardened handles
- > high wear resistance due to the additionally hardened teeth
- > Chrome vanadium electric steel, forged, multi stage oil-hardened



83 60 010



83 61 010



Article No.	EAN 4003773-	↔ mm		Pliers	Handles	∅ Inch	∅ mm	∅ Inch	⚖ g
83 60 010	075424	330				1 5/8	42	1	955
83 60 015	075677	420		red powder-coated		2 3/8	60	1 1/2	1470
83 60 020	078838	560				2 3/4	70	2	2420
83 61 010	077602	330				1 5/8	42	1	955
83 61 015	077619	420		grey powder-coated	plastic coated	2 3/8	60	1 1/2	1470
83 61 020	077602	560				2 3/4	70	2	2480

# Siphon- and Connector Pliers

for traps, tube fittings and connectors

DIN ISO 5743

81

For siphons, tube fittings and connectors up to 80 mm diameter

Fine adjustment for ideal adjustment to diverse diameters

Robust, heavy duty

- > ideal for tightening and loosening siphon screw connections, plastic pipe fittings and round union nuts
- > for connectors and couplings with screw connection, such as Cannon circular connectors
- > for gentle loosening of hoses on nozzles
- > 25 adjustment positions, box-joint design
- > ergonomic handle geometry
- > Chrome vanadium electric steel, forged, oil-hardened

**81 01 250 / 81 03 250**

with serrated gripping jaws; up to Ø 80 mm

**81 11 250 / 81 13 250**

with exchangeable plastic jaws for sensitive surfaces; up to Ø 75 mm



81 01 250



81 03 250




81 11 250



81 13 250

Product video



Article No.	EAN	↔ mm		Pliers	Head	Handles	Working Capacity Ø mm	Adjustment positions	⚖ g
81 01 250	078463	250		black atramentized	polished	with non-slip plastic coating	25 - 80	25	355
81 03 250	078487	250		chrome plated			25 - 80	25	355
81 11 250	078470	250		black atramentized	polished		10 - 75	25	355
81 13 250	078494	250		chrome plated			10 - 75	25	355

**81 19 230** 050124 2 pairs of plastic jaws for 81 11 250 / 81 13 250







Special Pliers and  
Control Cabinet Keys

KNIPLEX

Fliesenbrechz

Ear Clamp Pliers	132
Cutter for ribbon cable	133
Mitre Shears for plastic and rubber sections	133
Vinyl Shears	134
Shears for KEVLAR® fibres	134
Combination Shears	135
Pipe Cutter for plastic conduit pipes and hoses	135
Pipe Cutter for composite pipes and protective tubes	136
Pipe Cutter for composite and plastic pipes	137
Pipe Cutter for plastic conduit pipes	137
Punch Lock Riveters	138
Sheet Metal Nibblers	138
Notching Pliers	139
Cycle Pliers	139
Spring Hose Clamp Pliers	140
Spring Hose Clamp Pliers with retainer	142
Hose Clamp Pliers for Click clamps	143
Revolving Punch Pliers	144
Tile Nibbling Pincer	144
Upholstery pliers	144
Tile Breaking Pliers	145
Pliers for working on glass	146
Halogen Bulb Exchange Pliers	147
Magnetic LED Lamp	147
TwinKey®	148
Control Cabinet Keys	149





Ear Clamp Pliers

10

**Suitable for universal use, for 1-ear and 2-ear clamps (Oetiker system or similar)**

- > for the simple and reliable mounting of 1-ear and 2-ear clamps
- > no damage to press points on the ear clamps
- > the slim head permits good accessibility in confined areas
- > versatile use for clamps on CV boots, cooler and fuel lines, air pressure systems, compressors
- > durable and strong
- > High-grade special tool steel, forged, oil-hardened

**10 99 I220**  
especially suitable for universal use thanks to the additional side jaw



10 98 I220



10 99 I220



Product video



10 98 I220



Sealing the fluid hose on the connecting piece



Sealing the pneumatic hose on the quick action coupling




Sealing the hose connection on central lubrication

10 99 I220



Using the front press nib



Sealing the pneumatic hose on the quick action coupling using the side press nib



Using the side press nib



Sealing the fluid hose on the connecting piece using the side press nib

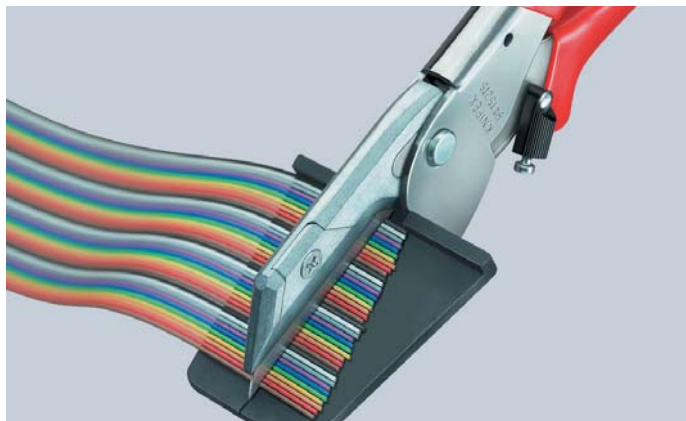
Article No.	EAN	↔ mm	Pliers	Head	Handles	⚖ g
10 98 I220	4003773-080749	220	black atramentized	polished	plastic coated	494
10 99 I220	4003773-080756	220	black atramentized	polished	plastic coated	494

## Cutter

for ribbon cable

94  
15

- > for crushing-free cutting of ribbon cable up to 56 mm width
- > exchangeable cutting base with try square for rectangular cuts
- > with opening spring and locking device
- > tool body: tool steel, rolled, oil-hardened
- > blade: standard trapezoidal blade, replaceable



94 15 215



Article No.	EAN 4003773-	↔ mm		Tool	Handles	Blade length mm	⚖ g
94 15 215	046011	215		chrome plated	with plastic grips	56	346
94 19 215	046219	Set with 10 spare blades for 94 15 215 / 94 35 215					

## Mitre Shears

for plastic and rubber sections

94  
3

- > for crushing-free cutting of plastic, rubber and soft timber sections; also for ribbon cable up to 56 mm width
- > exchangeable cutting base with try square for 45°-cuts and markings for 60°, 75°, and 90°-cuts
- > with opening spring and locking device
- > tool body: special tool steel, rolled, oil-hardened
- > blade: standard trapezoidal blade, replaceable



94 35 215



Article No.	EAN 4003773-	↔ mm		Tool	Handles	Blade length mm	⚖ g
94 35 215	046028	215		chrome plated	with plastic grips	56	397
94 19 215	046219	Set with 10 spare blades for 94 15 215 / 94 35 215					

## Vinyl Shears

also for cable ducts

95  
02


- > for cutting and shortening cable ducts, also for plastic material up to 4 mm thickness
- > special lever transmission
- > very effective blade geometry
- > tool body: high-grade chrome vanadium electric steel, oil-hardened
- > blade: special tool steel, oil-hardened



95 02 21  
 PATENTED



95 02 21: blade length 110 mm for cutting wide cable ducts

Article No.	EAN 4003773-	↔ mm	Tool	Handles	Cutting capacities mm	Blade length mm	⚖ g
95 02 21	052128	275	 burnished	with multi-component grips	max. 4.0	110	665

## Shears

for KEVLAR® fibres

95  
03

- > only for cutting fibres of KEVLAR® in optical fibre cables, not recommended for other materials
- > precisely ground blades with serration prevent the fibres from slipping and guarantee a clean cut
- > riveted precision joint, for low-friction movement and smooth and even cutting of the thin KEVLAR® fibres
- > hard-chrome plated, ground surface
- > shears body: chrome vanadium electric steel, oil-hardened
- > user-friendly handles: plastic, impact-proof



95 03 160 SB



KEVLAR® is a registered trademark of E. I. du Pont de Nemours and Company

Article No.	EAN 4003773-	↔ mm	Shears	Handles	⚖ g
95 03 160 SB	043362	160	chrome plated	plastic coated	85




## Combination Shears

95  
05

- > for cutting cardboard, plastics, aluminium, brass and copper foils
- > not suitable for steel wire or iron sheets
- > precision ground, hardened blades
- > with opening spring and locking device
- > guard prevents operators' fingers being pinched
- > adjustable bolted joint
- > shears body: surgical steel, stainless, vacuum-hardened
- > handles: plastic, impact-resistant

### 95 05 185

angled shape – for easy execution of long cuttings;  
ergonomically shaped plastic handles



95 05 140  
MM



95 05 185  
 $\angle 40^\circ$  MM



95 05 190  
MM

Article No.	EAN 4003773-	↔ mm		Head	Handles	g
95 05 140	019589	140	MM	polished	plastic coated	67
95 05 185	060277	185	$\angle 40^\circ$ MM	polished	plastic coated	115
95 05 190	019602	190	MM	polished	plastic coated	116

## Pipe Cutter

for plastic conduit pipes and hoses

90  
20

- > for cutting thin walled plastic pipes (conduit plastic pipes) and flexible hoses, also with fabric reinforcement, of plastic and rubber up to 25 mm dia. / 1" exterior dia.
- > not suitable for cutting cables
- > with opening spring and locking device
- > tool body: plastic, fibreglass-reinforced
- > blades: special tool steel, oil-hardened, interchangeable



90 20 185  
MM



With replaceable blade



Article No.	EAN 4003773-	↔ mm		Cutting capacities Ø mm	g
90 20 185	067122	185	MM	25	172
90 29 185	067139	Spare blade for 90 20 185			


# Pipe Cutter

for composite pipes and protective tubes

90  
25

- > for cutting composite pipes with diameters from 12 to 25 mm and for cutting flexible protective tubes with a diameter of 18 - 35 mm without damaging a potentially pipe inside
- > a calibration arbor can be fitted, for example for Geberit composite pipes with 11.5 and 15 mm dia.
- > tool body: high-grade chrome vanadium electric steel, oil-hardened
- > blades: special tool steel, oil-hardened, interchangeable



90 25 20  
 PATENTED




Composite pipes of 12 - 25 mm dia. are cut cleanly and without deformation



Clean cut of protective tubes 18 - 35 mm diameter



Article No.	EAN	↔ mm	Tool	Handles	Cutting capacities Composite pipes Ø mm	Cutting capacities Protective tubes Ø mm	Blade length mm	⚖ g
90 25 20	4003773-046004	210	 galvanized	with multi-component grips	12 - 25	18 - 35	25	332
90 29 01	031932	Spare blade for 90 25 20 (composite pipes)						
90 29 02	031949	1 pair of spare blades for 90 25 20 (protective pipes)						
90 29 15	031956	Calibration arbor for 90 25 20 (Geberit pipes)						





## Pipe Cutter

for composite and plastic pipes

90  
25

- > for cutting thick walled plastic and composite pipes with diameters from 26 to 40 mm
- > cuts pipes using the ratchet principle in several strokes
- > self-adapting pipe support positions pipes of various diameters correctly for a rectangular cut
- > tool body: high-grade chrome vanadium electric steel, oil-hardened
- > blades: special tool steel, oil-hardened, interchangeable



90 25 40  
PATENTED



Clean cut of thick walled plastic and composite pipes



Not suitable for thin-walled plastic pipes.  
Please use article number 90 20 185 for these



Article No.	EAN 4003773-	↔ mm		Tool	Handles	Cutting capacities Ø mm	Cutting edge length mm	⚖ g
90 25 40	045182	210	MM	galvanized	with multi-component grips	26 - 40	40	500
90 29 40	045199	Spare blade for 90 25 40						

## Pipe Cutter

for plastic conduit pipes (electrical installation work)

94  
10

- > for clean cutting of plastic pipes (e.g. plastic conduit pipes) with 6 - 35 mm dia.
- > not suitable for cutting cables
- > blade is replaceable and can be retracted from any position
- > low force requirement due to special blade geometry and optimum transmission
- > minimum operator fatigue due to ergonomic handle design and incremental ratchet blade feed
- > housing: die-cast aluminium, red lacquered
- > blade: special tool steel, oil-hardened



94 10 185  
MM



Article No.	EAN 4003773-	↔ mm		Body	Cutting capacities Ø mm	Cutting edge length mm	⚖ g	
94 10 185	047025	185	MM	die-cast aluminium body, red lacquered	6 - 35	35	583	
94 19 185	047032	Spare blade for 94 10 185						




## Punch Lock Riveters

90  
4

- > to join metal section sheets used in dry walling with a lock seam
- > for U- and C-shaped sections with max 1.2 mm metal (2 x 0.6 mm)
- > minimum handforce required due to optimum lever transmission
- > pliers body: special tool steel, rolled, oil-hardened

**90 42 250**  
for one-hand operation



90 42 250  
M



Setting the pliers for connection of two metal section sheets



The punching tool is squeezed through the metal section sheets



90 42 340

Article No.	EAN 4003773-	↔ mm		Pliers	Handles	Capacity	⚖ g
90 42 250	047865	250	M	burnished	with multi-component grips	max. 1.2 (2 x 0.6)	676
90 42 340	071884	340		burnished	with multi-component grips	max. 1.2 (2 x 0.6)	901
90 49 340	028079	Spare punch for 90 42 340					
90 49 340 M	028499	Spare punch for 90 42 340					

## Sheet Metal Nibbler

90  
55


- > for cutting iron, copper or aluminium sheet metal up to max. 1.2 mm thickness, plastic up to max. 2.0 mm thickness
- > materials are cut without deformation
- > clean cut edges – no trimming activities needed
- > with chip breaker
- > easy handling
- > cutting width: 2.7 mm
- > tool body: special tool steel, rolled, oil-hardened
- > blades: special tool steel, oil-hardened, interchangeable



Notching and chip breaking in a single pass



Notching without chip breaking



90 55 280  
M

Article No.	EAN 4003773-	↔ mm		Tool	Handles	⚖ g
90 55 280	026730	280	M	nickel plated	with multi-component grips	461
90 59 280	027355	Spare blade fo 90 55 280				

## Notching Pliers

90  
61

- > special pliers for notching recesses into plastic ledges and plastic casings for electric and sanitary installation
- > notches can be enlarged by initial and final cut
- > clean cut edges – no trimming activities needed
- > easy handling
- > with opening spring, opening limiter and locking lever
- > pliers body: special tool steel, rolled, oil-hardened

90 61 20  
 PATENTED

The KNIPEX Notching Pliers produces the most common notches in plastic ledges and cable ducts in a simple, fast and clean way. No time-consuming sawing out or nibbling and no additional work required.

Article No.	EAN 4003773-	↔ mm		Pliers	Handles	Capacity	⚖ g
90 61 16	051947	250	M	burnished	with plastic grips	16 x 32 mm	403
90 61 20	051954	250				20 x 29 mm	414



## Cycle Pliers

DIN ISO 5743

84

- > for very narrow screw connections
- > Special tool steel, forged, oil-hardened

84 11 200  
straight head84 21 200  
20° angled head84 11 200  
84 21 200  
 $\angle 20^\circ$  

Article No.	EAN 4003773-	↔ mm		Pliers	Head	Handles	Recess Ø mm	Head thickness mm	⚖ g
84 11 200	051923	200		black atramentized	polished	plastic coated	6 / 10	3.5	177
84 21 200	051930	200	$\angle 20^\circ$ 	black atramentized	polished	plastic coated	6 / 10	3.5	182





## Spring Hose Clamp Pliers

85  
51

- > rotatable, universal grip inserts for reliably gripping the clamps in all positions
- > extremely good leverage which allows clamps to be opened easily without great effort
- > quick-set adjustment: adjusts by shifting directly onto the workpiece
- > slim head design; narrow head width, rotatable grip inserts: an ideal tool, especially in confined areas
- > can be used for standard, space-saving and spring wire hose clamps and for spring band clamps up to 70 mm nominal size
- > maximum jaw opening 80 mm; over 40 mm clamping range
- > Chrome vanadium electric steel, forged, oil-hardened

85 51 250 A  

Product video



### The proven features of the Cobra® also apply to the KNIPEX Spring Hose Clamp Pliers

- > less effort required due to extremely good transmission ratio
- > first class guard to prevent fingers being pinched
- > reliable gripping with hand-friendly handle position
- > fine adjustment ensures a precise fit to suit the most diverse clamp sizes
- > opens at the touch of a button
- > box-joint design: high stability due to the double guidance



A single pair of pliers for clamps and spring band clamps of different sizes up to 70 mm. Adapts to all positions due to rotatable grip inserts. Secure position of clamps in the pliers nevertheless guaranteed.

**APPLICATION AREAS CARS / TRUCKS:**  
air intake, cooling, charged air, water return flow, thermostat, fuel, heating

Article No.	EAN	↔ mm		Pliers	Handles	Capacity	Adjustment positions	⚖ g
85 51 250 A	4003773-077329	250		grey atramentized	with non-slip plastic coating	max. 70 mm	25	340
85 59 250 A	077336	Spare parts assortment grip inserts, for 85 51 250 A / 85 51 250 AF						

# Spring Hose Clamp Pliers with retainer

85  
51

The locking device enables simple and secure work on clamps under tension without effort  
One-hand release

- > rotating, universal grip inserts for reliably gripping the clamps in all positions
- > extremely good leverage which allows clamps to be opened easily without great effort
- > slim head design; narrow head width, rotating grip inserts make this an ideal tool, especially in confined areas
- > can be used for standard, space-saving, spring wire hose clamps and for spring band clamps up to 70 mm nominal size
- > maximum jaw opening 80 mm; allows more than 40 mm clamping range
- > Chrome vanadium electric steel, forged, oil-hardened



85 51 250 AF

Product video



Article No.	EAN 4003773-	↔ mm		Pliers	Handles	Capacity	Adjustment positions	⚖ g
85 51 250 AF	078623	250		grey agramentized	plastic coated	max. 70 mm	19	350
85 59 250 A	077336	Spare parts assortment grip inserts, for 85 51 250 A / 85 51 250 AF						



## Hose Clamp Pliers

for Click clamps

85  
51

### To open and close Click clamps

- > rotating jaw inserts for the safe actuation of clamps in any position
- good leverage which allows clamps to be opened and closed again comfortably and easily without a great deal of effort
- > for easy working on fuel hoses, vacuum pipes and suction nozzles and many other applications
- > additional function: detach hoses gently using the serrated jaw
- > slim head design; narrow head width, rotating grip inserts make this an ideal tool, especially in confined areas
- > Chrome vanadium electric steel, forged, oil-hardened



85 51 250 C



Product video



Serrated gripping jaws for easy loosening of tight hoses

### The proven advantages of the Cobra® also apply to this KNIPEX Hose Clamp Pliers

- > guard prevents operators' fingers being pinched
- > reliable gripping with hand-friendly handle position
- > box-joint design for high stability due to double guide



Article No.	EAN	↔			⚖
85 51 250 C	4003773-078517	mm	Pliers	Handles	g
		250	grey atramentized	plastic coated	340
85 59 250 C	078999		Spare parts assortment grip inserts for 85 51 250 C		



## Revolving Punch Pliers

90  
7

- > to punch holes into leather, textiles and plastic material
- > with six interchangeable punches: 2 / 2.5 / 3 / 3.5 / 4 / 5 mm dia.
- > with opening spring and locking device
- > powder-coated for reliable protection against rust
- > pliers body and punches: special tool steel, oil-hardened



Interchangeable punches



90 70 220



Article No.	EAN 4003773-	↔ mm		Pliers	Finish	⚖ g
90 70 220	019411	220	MM	red powder-coated	powder coated	251

## Tile Nibbling Pincer

(Parrot Beak Pincer)

91  
0

- > enlarges holes in tiles and forms tile edges
- > Special tool steel, forged, oil-hardened



91 00 200

Article No.	EAN 4003773-	↔ mm	Pliers	Head	⚖ g
91 00 200	013754	200	black atramentized	polished	158

## Upholstery pliers

91

- > for the professional fixing of seat covers on profiled seats to the seat frame with all popular upholstery clips
- > Securely insert upholstery clips, guide and hold: the special groove fixes the upholstery clips in the correct position
- > easy positioning of the upholstery clips: a closing spring holds the pliers closed, the clip can be securely positioned and pressed
- > upholstery clips can be easily pressed together due to a good transmission ratio of the pliers
- > user-friendly operation thanks to multi-component grips
- > durable and strong
- > Special tool steel, forged, oil-hardened



91 92 180



Article No.	EAN 4003773-	↔ mm	Pliers	Handles	⚖ g
91 92 180	080725	185	mirror-polished	with multi-component grips	195

## Tile Breaking Pliers

91

**Work without cutting-off machine, particularly for fine strips. For less mess, dust, noise and effort.**

For the precise cutting (breaking) of tiles and porcelain stoneware after scoring with a tile cutter

Ideal for long and thick tiles

- > ideal protection of tiles against damage: replaceable positioning jaw made from soft, stable plastic
- > great crushing force thanks to 10-fold increase of manual force
- > easily adjusted to the required tile thickness at the press of a button
- > Chrome vanadium electric steel, forged, oil-hardened




91 13 250



Product video



Plastic positioning jaw: tilting for a clean break line and optimum protection of the tiles against damage

Article No.	EAN 4003773-	↔ mm		Pliers	Handle	⚖ g
91 13 250	079538	250		chrome plated	plastic coated	560
91 19 250 01	079545	Spare jaw for 91 13 250				

**Glass Breaking Pincer**

DIN ISO 5743

**91**  
3

- > for breaking glass to a scored line
- > Special tool steel, forged, oil-hardened

**91 31 180**

Article No.	EAN 4003773-	↔ mm		Pliers	Head	Handles	Jaw width mm	⚖ g
<b>91 31 180</b>	069744	180		black atramentized	polished	plastic coated	24	245

**Glass Nibbling Pincers**

DIN ISO 5743

**91**

- > for breaking off narrow strips of glass to a scored line
- > for finishing off glass edges to required profile
- > Special tool steel, forged, oil-hardened

**91 51 160**

**91 71 160**  
narrow version, with opening spring

Article No.	EAN 4003773-	↔ mm		Pliers	Head	Handles	Jaw width mm	⚖ g
<b>91 51 160</b>	014355	160		black atramentized	polished	plastic coated	9.5	148
<b>91 71 160</b>	019565	160		black atramentized	polished	plastic coated	4.0	141

**Flat Nose Grozing Pliers**

DIN ISO 5743

**91**  
6

- > with soft gripping jaws
- > for trimming glass edges, e. g. when making leaded glass windows
- > Special tool steel, forged, oil-hardened

**91 61 160**

Article No.	EAN 4003773-	↔ mm		Pliers	Head	Handles	Jaw width mm	⚖ g
<b>91 61 160</b>	019527	160		black atramentized	polished	plastic coated	9.5	141



## Halogen Bulb Exchange Pliers

30  
41

- > for the installation of wedge base bulbs
- > gripping surfaces plastic coated
- > Chrome vanadium electric steel, forged, oil-hardened



30 41 160

Article No.	EAN	↔ mm		Pliers	Head	Handles	⚖ g
30 41 160	4003773-048480	160		black atramentized	polished	plastic coated	120

## Magnetic LED Lamp

Strong. Bright. Compact.

00  
11

- > for illuminating dark working areas
- > attachment to tool by means of strong magnets
- > very compact dimensions
- > approx. 24 hours of lighting, with 2 replaceable button cells (CR1220)
- > snap-hook fastening
- > impact-resistant plastic housing



00 11 V50



Article No.	EAN	⚖ g
00 11 V50	4003773-075387	8


**KNIPEX TwinKey®**

for all standard cabinets and shut-off systems

00  
11

10 profiles. 2 crosses. 1 key.  
All established locking systems.

- > multifunctional key for the actuation of locking systems from the areas of facilities engineering (heating and sanitation, air conditioning, electro technology), gas and water supply and shut-off-systems
- > 8-arm version: two 4-way spider keys connected in a space-saving way using magnets
- > reversible bit: 1.0 x 7 mm slot and PH2 cross slot
- > key and reversible bit joined by stable stainless steel wire
- > quality surface coating
- > weight-optimised zinc die-cast design




00 11 01

# TwinKey®

**Well thought out equipment, quality processing.**

The KNIPEX TwinKey® has eight arms and consists of two cross keys that are held inside each other with a magnet.

Product video



Article No.	EAN	↔ mm	□ Ø mm	□ Ø mm	○ Ø mm	○ Ø mm	▬ Ø mm	⚖ g
00 11 01	074670	95	5 / 6 - 7 / 8 - 9 / 10 - 11	7 - 8 / 9 - 10 / 11 - 12	3 - 5	6	6 - 9	135

**Control Cabinet Keys**

for all standard cabinets and shut-off systems

00  
11

- > for control cabinets and shut-off systems in the supply of gas, water and electricity
- > for technical installations in buildings, e.g. air conditioning and ventilation systems, shut-off valves, mains switchboards, etc.
- > with bit insert: slot 1.0 x 7 mm and cross recess PH2
- > with adapter for 1/4" bits chained to key
- > additional bit adapter for 1/4" bits inside one profile
- > Zinc die-casted

**00 11 02**

short version, total length 44 mm

**00 11 03**

long execution, total length 76 mm



00 11 03

Article No.	EAN 4003773-	↔ mm	□ mm	△ mm	○ mm	⚖ g
00 11 02	048947	44	5 / 6 / 8	9	3 - 5	65
00 11 03	041658	76	5 / 6 / 8	9	3 - 5	88

**Profi-Key**

for all standard shut-off systems

00  
11

- > key for heating, air conditioning, sanitary and building technology, e.g. for door and window handles or for radiator-bleeding
- > with bit insert: slot 1.0 x 7 mm and cross recess PH2
- > with adapter for 1/4" bits chained to key
- > additional bit adapter for 1/4" bits inside one profile
- > total length: 90 mm
- > Zinc die-casted



00 11 04

Article No.	EAN 4003773-	↔ mm	□ mm	△ mm	■ mm	⚖ g
00 11 04	048954	90	5 / 7 / 8	9 - 10	6 / 7 / 8 / 9	86

**Universal Key**

for all standard cabinets and shut-off systems

00  
11

- > for locking systems in electrical engineering, the supply of gas and water, air conditioning and ventilation systems, industry, technical installations in buildings, etc.
- > 9 different die-cast zinc key-profiles in 1 tool
- > with detachable chain and snap hook
- > total length: 90 mm
- > Zinc die-casted



00 11 06

Article No.	EAN 4003773-	↔ mm	□ mm	△ mm	○ mm	○ mm	⚖ g
00 11 06	071334	90	5 / 6 / 7 - 8 / 9 - 10	7 / 8 - 9 / 10 - 11	3 - 5	6	220

**Universal Key "Construction"**

for all standard cabinets and shut-off systems

00  
11

- > for locking systems in electrical engineering, the supply of gas and water, air conditioning and ventilation systems, industry, technical installations in buildings, etc.
- > 9 different die-cast zinc key-profiles in 1 tool
- > "Construction" version with plug-in, magnetically held support: catch for locks with profile cylinder hole and male square in steps
- > with bit adapter for 1/4" bits with magnet
- > with detachable chain and snap hook
- > total length: 157 / 95 mm
- > Zinc die-casted



00 11 06 V01

Article No.	EAN 4003773-	↔ mm	□ ∅ mm	△ ∅ mm	○ ∅ mm	○ ∅ mm	■ ∅ mm	⚖ g
00 11 06 V01	075394	160	5 / 6 / 7 - 8 / 9 - 10	7 / 8 - 9 / 10 - 11	3 - 5	6	6 / 7 / 8 / 9 / 10	255



### Universal Key

for all standard cabinets and shut-off systems

00  
11

- > for locking systems in electrical engineering, the supply of gas and water, air conditioning and ventilation systems, industry, technical installations in buildings, etc.
- > four different zinc die-cast key profiles in a single key
- > with bit adapter for 1/4" bits with magnet
- > total length: 97 mm
- > plastic body, varnished



00 11 06 V02



Article No.	EAN 4003773-	↔ mm	⊠ mm	⊠ mm	⊠ mm	⚖ g
00 11 06 V02	075400	97	5 / 6 / 7 - 8	9	3 - 5	70

### Pen-Style Control Cabinet Key

for all standard cabinets and shut-off systems

00  
11

- > easy to carry pen-style control cabinet key with fastening clip
- > four different key profiles can be utilised by swivelling the key holder
- > for control cabinets and shut-off systems in the supply of gas, water and electricity
- > for technical installations in buildings, e.g. air conditioning and ventilation systems, shut-off valves, mains switchboards, etc.
- > universal 1/4" bit adapter for standard bits (permanent magnet for retaining)
- > additional bit adapter for 1/4" bits inside one key profile
- > with 2 reversible bits: cross recess PH / slot 7.0 x 1.2 mm and TX20 / TX25
- > tool body: plastic, fibreglass-reinforced
- > key profiles: zinc die-casted



00 11 07



Article No.	EAN 4003773-	↔ mm	⊠ mm	⊠ mm	⊠ mm	⚖ g
00 11 07	063018	145	5 / 6 / 8	9	3 - 5	95

## Pen-Style Profi-Key

for all standard shut-off systems

00  
11

- > easy to carry pen-style control cabinet key with fastening clip
- > three different key profiles can be utilised by swivelling the key holder
- > multi-purpose wrench for access on construction sites with profiles for the areas of heating, air conditioning, plumbing and building technology, e.g. for door and window handles or for radiator-bleeding
- > universal 1/4" bit adapter for standard bits (permanent magnet for retaining)
- > additional bit adapter for 1/4" bits inside one key profile
- > with inserted bit: cross recess PH2 and possibility of safekeeping a second bit
- > tool body: plastic, fibreglass-reinforced
- > key profiles: zinc die-casted

00 11 08



Article No.	EAN 4003773-	↔ mm	□ mm	△ mm	■ mm	⚖ g
00 11 08	063025	145	5 / 8	9	6 / 7 / 8 / 9	142

## Pen-Style Control Cabinet Key

with voltage and magnetic field detector  
for all standard cabinets and shut-off systems

00  
11



- > easy to carry pen-style control cabinet key with fastening clip
- > contactless detection of alternating current with optical indication (red LED); range of voltage 50 - 600 V; frequency range 50 - 60 Hz
- > contactless detection of magnetic fields with optical indication (green LED)
- > start button
- > battery saving automatic switch-off. The device switches off automatically after 2 minutes not in use.
- > indicated by means of a bright LED: start-up self test, battery control and live conductor close-by
- > battery case with bayonet catch
- > four different key profiles can be utilised by swivelling the key holder
- > for control cabinets and shut-off systems in the supply of gas, water and electricity
- > for technical installations in buildings, e.g. air conditioning and ventilation systems, shut-off valves, mains switchboards, etc.
- > universal 1/4" bit adapter for standard bits (permanent magnet for retaining)
- > additional bit adapter for 1/4" bits inside one key profile
- > with a reversible bit: cross recess PH / slot 7.0 x 1.2 mm
- > tool body: plastic, fibreglass-reinforced
- > key profiles: zinc die-casted

00 11 17



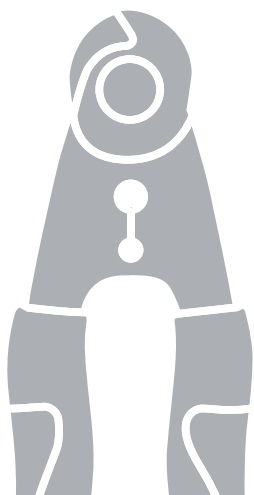
Article No.	EAN 4003773-	↔ mm	□ mm	△ mm	○ mm	⚖ g
00 11 17	068396	155	6 / 8	9	3 - 5	136

# Cable and Wire Rope Shears





Cable Shears	154
Cable Shears with twin cutting edge	155
Electricians Shears	156
Cable Cutters (ratchet action)	158
Wire Rope Shears	162
Bowden Cable Cutter	163
Wire Rope and Cable Cutters	163



Cable Shears

95

- > for cutting copper and aluminium single conductors as well as multiple stranded cables
- > not suitable for steel wire and hard drawn copper conductors
- > precision ground, hardened blades
- > clean and smooth cut without crushing and deformation
- > easy cutting with one-hand operation
- > guard prevents operators' fingers being pinched
- > adjustable bolted joint, self-retaining screw
- > High-grade special tool steel, forged, oil-hardened

**Style 2**  
internal opening spring, protected and captive

**Style 4**  
multifunctional tool for working on NYM cable from 3 x 1.5 mm<sup>2</sup> to 5 x 2.5 mm<sup>2</sup> (cutting, stripping insulation); universal stripping area for both solid conductor cross-sections; reliable alignment of the cable in the stripping area due to V-shaped blade geometry

**95 12 165 T\***  
Pliers with tether attachment point for mounting a fall protection



Cut performed with a Diagonal Cutter: high effort required, inaccurate cut, considerable deforming and crushing of the cable



Cut performed with a Cable Shear: easy, clean cut without any deformation of the cable



95 41 165: with stripping function



The locking device keeps shears with spring inside the joint closed



95 11 165



95 12 165



95 12 165 T



95 16 165  
⚠ 1000 V



95 22 165



95 41 165

Article No.	EAN 4003773-	↔ mm	Icons	Style	Tool	Handles	Cutting capacities			⚖ g
							Ø mm	mm <sup>2</sup>	AWG	
95 11 165	040323	165	⊕ ⚡	1	burnished	plastic coated	15	50	1/0	215
95 12 165	029182	165	⊕ ⚡	1	burnished	with multi-component grips	15	50	1/0	250
95 12 165 T	080190	165	⊕ ⚡	1	burnished	with multi-component grips and integrated tether attachment point	15	50	1/0	254
95 16 165	039648	165	⚠ 1000 V ⚡ ⊕ ⚡	1	chrome plated	insulated with multi-component grips, VDE-tested	15	50	1/0	262
95 21 165	069805	165	⊕ ⚡	2	burnished	plastic coated	15	50	1/0	215
95 22 165	069812	165	⊕ ⚡	2	burnished	with multi-component grips	15	50	1/0	254
95 26 165	069980	165	⚠ 1000 V ⚡ ⊕ ⚡	2	chrome plated	insulated with multi-component grips, VDE-tested	15	50	1/0	275
95 41 165	078609	165	⊕ ⚡	4	burnished	plastic coated	12	35	1/0	220

# Cable Shears

with twin cutting edge

95  
1

- > for cutting copper and aluminium cables
- > not suitable for steel wire and hard drawn copper conductors
- > precision ground, hardened blades
- > clean and smooth cut without crushing and deformation
- > by dividing the cutting actions into initial cut (insulating sheath in the front cutting area) and final cut (conductor in the back cutting area), cables up to Ø 20 mm can be cut in one-hand operation
- > less effort required due to favourable lever ratio and optimised cutting-edge geometry
- > guard prevents operators' fingers being pinched
- > adjustable bolted joint, self-retaining screw
- > High-grade special tool steel, forged, oil-hardened



Initial cut: using the front cutting edge to cut the insulating sheath on larger cable diameters leaves an ergonomic handle opening width.



Final cut: after cutting the sheath in the front profile the conductors in the rear part are cut. Initial cut in the front profile, final cut in the rear profile – to keep it as easy as possible.



95 11 200  
PATENTED



95 12 200  
PATENTED



95 16 200  
1000 V PATENTED



95 17 200  
1000 V PATENTED

The twin cutting edge allows a comfortable handle position in all cutting situations within the specified cutting capacity.

Article No.	EAN 4003773-	↔ mm	Icons	Tool	Handles	Cutting capacities			⚖ g
						Ø mm	mm <sup>2</sup>	AWG	
95 11 200	043928	200	⚡ ⚠	burnished	plastic coated	20	70	2/0	283
95 12 200	047834	200	⚡ ⚠	burnished	with multi-component grips	20	70	2/0	324
95 16 200	026761	200	⚡ 1000 V ⚠ ⚡ ⚠	chrome plated	insulated with multi-component grips, VDE-tested	20	70	2/0	340
95 17 200	026952	200	⚡ 1000 V ⚠ ⚡ ⚠	chrome plated	handles with dipped insulation, VDE-tested	20	70	2/0	360



Cable Shears

95

- > not suitable for steel wire and hard drawn copper conductors
- > precision ground, hardened blades
- > no crushing, slight deformation of the cable only
- > guard prevents operators' fingers being pinched
- > adjustable bolted joint
- > shears body: surgical steel, stainless, vacuum-hardened
- > handles: plastic, impact-proof

95 05 165

cuts cables up to 10 mm dia. / 24 mm<sup>2</sup>; with opening spring and locking device; blades made of stainless steel; oil-hardened and tempered

95 06 230

for copper single conductors up to 16 mm<sup>2</sup>, multiple stranded wires up to 50 mm<sup>2</sup>, fine stranded up to 70 mm<sup>2</sup> and aluminium conductors multiple stranded wires up to 70 mm<sup>2</sup>; easy cutting with one-hand operation due to high transmission ratio; stainless - special grade - steel, oil-hardened and tempered



95 05 165



95 06 230

Article No.	EAN 4003773-	↔ mm	Head	Handles	Cutting capacities			
					Ø mm	mm <sup>2</sup>	AWG	g
95 05 165	019596	165	polished	plastic coated	10	24	3	111
95 06 230	006305	230	polished	plastic insulated, VDE-tested	16	50	1/0	274

Electricians' Shears



95

Precisely ground blades with fine serration for a clean, non-slip cut  
 Cutting edge with integrated cable cutter  
 With plastic belt case

- > universal shears for electricians
- > handles with multi-component grips, fibreglass-reinforced
- > cutting edges made from stainless steel, hardness of cutting edges 56 HRC



95 05 155 SB



Article No.	EAN 4003773-	↔ mm	g
95 05 155 SB	077725	155	110

## Cable Shears

95

Short design, length only 500 mm

Low weight, high leverage

- > for cutting copper and aluminium single conductors as well as multiple stranded cables
- > not suitable for steel wire and wire ropes
- > precision ground, hardened blades
- > clean and smooth cut without crushing and deformation
- > low weight
- > guard prevents operators' fingers being pinched
- > adjustable bolted joint
- > cutter head: vanadium electric steel, forged, oil-hardened
- > handles: aluminium tube, high-strength

Large cutting capacity: max. 27 mm dia. / 150 mm<sup>2</sup>95 12 500  
95 17 500  

Article No.	EAN 4003773-	↔ mm		Head	Handles	Cutting capacities			g
						Ø mm	mm <sup>2</sup>	AWG	
95 12 500	069966	500		burnished	with multi-component grips	27	150	5/0	1090
95 17 500	026785	500		polished	handles with dipped insulation, VDE-tested	27	150	5/0	1477

## Cable Shears

95

- > for cutting copper and aluminium single conductors as well as multiple stranded cables
- > not suitable for steel wire and wire ropes
- > precision ground, hardened blades
- > clean and smooth cut without crushing and deformation
- > favourable lever ratio due to toggle lever
- > guard prevents operators' fingers being pinched
- > adjustable bolted joint
- > bolted cutter head, replaceable
- > cutter head: high-grade chrome vanadium electric steel, forged, oil-hardened
- > handles: steel tube

95 21 600  

Article No.	EAN 4003773-	↔ mm		Head	Handles	Cutting capacities			g
						Ø mm	mm <sup>2</sup>	AWG	
95 21 600	025252	600		polished	with plastic grips	27	150	5/0	1836
95 27 600	021797	600		polished	handles with dipped insulation, VDE-tested	27	150	5/0	2301
95 29 600	021803	Spare cutter head for 95 21 600 / 95 27 600							

**Cable Cutters**  
(ratchet action)

95  
3

- > for cutting copper and aluminium single conductors as well as multiple stranded cables
- > not suitable for steel wire and wire ropes
- > precision ground, hardened blades
- > clean and smooth cut without crushing and deformation
- > one-hand operation using ratchet principle
- > little handforce required due to very high transmission ratio
- > two-stage ratchet drive for easy cutting
- > simple handling as a result of low weight and compact design – can be used even in confined areas
- > guard prevents operators' fingers being pinched
- > High-grade special tool steel, forged, oil-hardened

**95 31 280 / 95 36 280**

suitable for aluminium sector cable up to 4 x 150 mm<sup>2</sup>




95 31 280: Large cutting capacity: max. 52 mm dia. / 380 mm<sup>2</sup>




Ratchet principle and two-stage ratchet drive for easier cutting



95 31 250/280: fixed handle with support area as an aid to position the cutters on a flat surface



95 31 250  
⚡ M M



95 31 280  
⚡ M M



95 36 250  
⚡ 1000V ⚡ M M

Product video  
95 36 250



Product video  
95 36 280



Article No.	EAN	↔ mm	⚡ M M	Tool	Handles	Cutting capacities			⚖ g
						Ø mm	mm <sup>2</sup>	MCM	
95 31 250	043935	250	⚡ M M	black lacquered	with multi-component grips	32	240	500	676
95 31 280	043942	280	⚡ M M	black lacquered	with multi-component grips	52	380	750	860
95 36 250	026884	250	⚡ 1000V ⚡ M M	black lacquered	insulated with multi-component grips, VDE-tested	32	240	500	652
95 36 280	026891	280	⚡ 1000V ⚡ M M	black lacquered	insulated with multi-component grips, VDE-tested	52	380	750	835
95 39 250	022244	Movable spare blade for 95 31 250 / 95 36 250							
95 39 280	025283	Movable spare blade for 95 31 280 / 95 36 280							



## Cable Cutters

(ratchet principle, 3-stage)

95  
3

Sturdy. Easy to use. Stable.  
Innovative ratchet-drive.  
For cable up to 60 mm diameter.

- > easy handling due to low weight (825 g) and compact construction (320 mm length) – also usable in confined areas
- > cutting through copper and aluminium cables with diameters of up to 60 mm in one-hand and two-hand operation
- > hardened cutting edges, precisely ground, cut smoothly and neatly without crushing
- > for cutting copper and aluminium single conductors as well as multiple stranded cables (not suitable for steel wire and wire ropes)
- > innovative three-stage ratchet-drive with high leverage for easy cutting in one-hand and two-hand operation
- > fixed handle with support area for putting down the pliers when cutting
- > High-grade special tool steel, forged, oil-hardened



95 32 320



95 36 320

### The innovative three gear drive permits three operating modes:

- > Fast working with full lift of handles and one-handed operation when cutting through insulation material
- > Powerfully sliding the sickle knife forward when cutting through the stranded conductor with two hand through use of the central lifting area (handling opening of between 1/3 and 2/3)
- > Powerfully pushing the sickle knife forward with one hand to cut through the stranded conductor through use of the first third of the handle lift with one or two hands

**First manual ratchet-action cable cutter for one-hand and two-hand operation for cutting copper and aluminium cables with diameters of up to 60 mm!**

Article No.	EAN	↔ mm		Tool	Head	Handles	Cutting capacities			g
							Ø mm	mm <sup>2</sup>	MCM	
95 32 320	4003773-075172	320		black atramentized	polished	with multi-component grips	60	600	1200	825
95 36 320	075189	320		black atramentized	polished	insulated with multi-component grips, VDE-tested	60	600	1200	830
95 39 320 01	075714	Pivot cutter repair kit for 95 32 320 and 95 36 320								
95 39 320 02	075721	Fixed cutter repair kit for 95 32 320 and 95 36 320								

## Cable Cutter

(ratchet action)

for steel wire armoured cables (SWA cable)

95  
3

Cuts through steel wire armoured cables with a diameter of up to 45 mm / 380 mm<sup>2</sup> (e.g. 4 x 95 mm<sup>2</sup>) using one or two-handed operation

Sturdy. Easy to use. Stable.

- > simple handling due to low weight (800 g) and compact design (315 mm length) – can also be used in confined areas
- > precision ground blades and induction hardened cutting edges cut smoothly and neatly without crushing
- > innovative high leverage three-stage ratchet-drive
- > support area for putting down the pliers when cutting
- > not suitable for cutting ACSR cable and wire rope!
- > High-grade special tool steel, forged, multi stage oil-hardened



95 32 315 A  




95 36 315 A  










Precision milled and induction hardened cutting edge



Product video



Article No.	EAN 4003773-	↔ mm		Tool	Handles	Cutting capacities		MCM	 g
						 Ø mm	 mm <sup>2</sup>		
95 32 315 A	078562	315		black lacquered	with multi-component grips	45	380	750	800
95 36 315 A	078579	315		black lacquered	insulated with multi-component grips, VDE-tested	45	380	750	800
95 39 315 A 01	078586	Pivot cutter repair kit for 95 32 315 A and 95 36 315 A (ratchet action)							
95 39 315 A 02	078593	Fixed cutter repair kit for 95 32 315 A and 95 36 315 A (ratchet action)							

## Cable Shears

(ratchet action)  
with telescopic handles

95  
32

### Cable shears with adjustable telescopic handles allowing angular positioning

- > for cable diameters up to 38 mm, handles can be positioned at an angle to set the optimum handle width, which makes the shear also suitable for work in confined areas
- > comfortable work thanks to ratchet action and low weight
- > heavy duty telescopic handles made of oval aluminium tubing; extendable up to 770 mm for maximum leverage on large cable diameters; retractable down to 570 mm for minimum space requirements during transport
- > replaceable cutting head
- > extensive cutting range up to max. Ø 38 mm or max. 280 mm<sup>2</sup> (e.g. 4 x 70 mm<sup>2</sup> NYN) in copper and aluminium cables
- > easier, neater cut due to optimised cutting-edge geometry
- > adjustable bolted joint
- > cutting head: special quality high-grade tool steel, oil-hardened
- > handles: high-strength oval aluminium tubing



95 32 038

Handles adjustable in length and angular position for easier work: set the handle length to the optimum lever for powerful cutting; put the handles at an angle for a comfortable gripping position

Article No.	EAN 4003773-	↔ mm	Head	Handles	Cutting capacities			
					Ø mm	mm <sup>2</sup>	MCM	g
95 32 038	071556	570	burnished	with multi-component grips	38	280	550	1980
95 39 038	073260	Spare cutter head for 95 32 038						

## Cable Cutters

(ratchet action)  
with telescopic handles

95  
32

- > for copper and aluminium single conductors as well as multiple stranded cables – also with hard rubber or plastic sheath
- > not suitable for steel wire and wire ropes
- > also suitable for cables with iron sheath reinforcement
- > little hand force required for cutting due to optimum transmission ratio
- > high cutting capacity due to two-hand operation and ratchet action
- > the blade can be opened in any cutting position
- > blade: special-quality high-grade tool steel, oil-hardened
- > handles: high-strength oval aluminium tubing
- > handle length with multiple position adjustment from 400 - 610 mm (short transport length, individual adaptation to working conditions)



95 32 060

### 95 32 060

tool length: 600 - 810 mm; weight only 3820 g

### 95 32 100

tool length: 650 - 860 mm; weight only 4980 g

Article No.	EAN 4003773-	↔ mm	Head	Handles	Cutting capacities			
					Ø mm	mm <sup>2</sup>	MCM	g
95 32 060	071563	600	burnished	with multi-component grips	60	740	1400	3820
95 32 100	071570	650			100	960	1900	4980
95 39 720	025290	Movable spare blade for 95 31 720 / 95 32 060 (ratchet action)						
95 39 870	025306	Movable spare blade for 95 31 870 / 95 32 100 (ratchet action)						



# Wire Rope Shears

forged

95  
6

## Double function: neat cutting, precise crimping

- > with two crimping dies for end caps on Bowden cable sheaths and end ferrules for traction cables
- > comfortable work thanks to handy, slim design and internal opening spring
- > bolted joint for precise blade guidance, re-adjustable
- > high leverage for reduced effort
- > cutting-edge hardness approx. 64 HRC
- > Chrome vanadium heavy-duty steel, forged, multi stage oil-hardened

### 95 62 190 T\*

Pliers with tether attachment point for mounting a fall protection



Crimping of the end ferrule onto the traction cable



Crimping of the end caps on the Bowden cable sheath



95 61 190



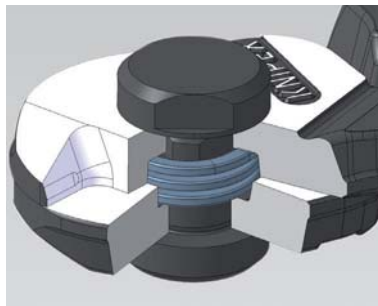
95 62 190



95 62 190 T



Precise guiding through a bolted joint



Internal opening spring

Cuts all wire ropes without splaying, including those that are extremely strong

Transport lock and opening limiter



Crimp profiles

Article No.	EAN 4003773-	↔ mm	Icons	Head	Handles	Cutting capacities				⚖ g
						⊗ mm	⊙ mm	◐ mm	● mm	
95 61 190	040651	190	⊗ ⊙ ◐ ●	polished	plastic coated	7.0	5.0	4.0	2.5	314
95 62 190	071976	190	⊗ ⊙ ◐ ●	polished	with multi-component grips	7.0	5.0	4.0	2.5	314
95 62 190 T	080206	190	⊗ ⊙ ◐ ●	polished	with multi-component grips and integrated tether attachment point	7.0	5.0	4.0	2.5	318

## Bowden Cable Cutter

95  
6



- > for Bowden cables and soft wire rope up to 3.0 mm dia. (also V2A)
- > smooth and clean cutting due to special shape of the cutting edges
- > sickle shape cutting edges surround the material and prevent the wire rope fanning out
- > little handforce required due to very high transmission ratio
- > with opening spring and locking device
- > cutting edges additionally induction hardened
- > High-grade special tool steel, forged, multi stage oil-hardened



95 61 150

Article No.	EAN	↔ mm		Shears	Head	Handles	Cutting capacities				
	4003773-										
	065197	150		black atramentized	polished	plastic coated	Ø mm				g
95 61 150							3.0				205

## Wire Rope and ACSR-Cable Cutters

95

- > for wire ropes and steel rods, copper and aluminium cables
- > suitable for cutting overhead cables with strain relief wire (ACSR-cables)
- > angular cutting blades allow cutting of single rope wire
- > optimum transmission ratio for high cutting performance
- > bolted cutter head, replaceable low weight
- > cutter head: high-grade special tool steel, oil-hardened
- > handles: aluminium, high-strength



95 71 600



95 77 600

95 81 600  
 with reinforced cutter head for higher performance, also cuts piano wire

Article No.	EAN	↔ mm		Head	Handles		Cutting capacities					
	4003773-					mm <sup>2</sup>					AWG	g
	014522	445		polished	with plastic grips	95	Ø mm	Ø mm				
95 71 445							10.0	7.0			3/0	1083
95 71 600	014539	600		polished	with plastic grips	150	14.0	9.0			5/0	1716
95 77 600	025313	600		polished	with dipped insulation	150	14.0	9.0			5/0	2359
95 81 600	025344	600		polished	with plastic grips	150	16.0	10.0	4.5		5/0	2256

95 79 445	025320	Spare cutter head for 95 71 445									
95 79 600	025337	Spare cutter head for 95 71 600 / 95 77 600									
95 89 600	025351	Spare cutter head for 95 81 600									

# Crimping Pliers and Crimp Assortments





Crimp Grip Pliers	166
Criming Pliers	166
Insertion Tool	167
MultiCrimp®	168
Crimp System Pliers	170
eCrimp	171
Crimping Dies	172
Locators	174
Tool Case for Photovoltaics	174
Tool Case for Photovoltaics MC3	175
Mounting Tool for MC3 connectors	175
Set of Mounting Tools MC4 connectors	175
Compression Tool	176
Crimping Pliers for Scotchlok connectors	176
Crimping Pliers for Western plugs	176
Crimping Pliers short design	177
Crimping Pliers also for two-hand operation	178
PreciForce®	179
Four-Mandrel Crimping Pliers for turned contacts	180
Self-Adjusting Crimping Pliers for end sleeves (ferrules) with lateral access	182
Self-Adjusting Crimping Pliers for end sleeves (ferrules) with front loading	183
Crimping Pliers for micro plugs	184
Crimping Pliers for end sleeves (ferrules)	184
Crimping Pliers for end sleeves (ferrules) with front loading	185
Crimp Assortments for end sleeves (ferrules)	186
Crimp Assortments for cable connectors	187
Cable Connectors	189



## Crimp Grip Pliers

97  
00

- > for solder-free electrical connections
- > quick release lever
- > high contact pressure with minimum handforce using toggle lever transmission
- > reproducible crimping quality with high tensile strength because of zero point lock
- > adjustable crimping pressure
- > Special steel, high-strength



97 00 215 A




Article No.	EAN 4003773-	↔ mm			Pliers	Applications	Capacity mm <sup>2</sup>	AWG	△ g	
97 00 215 A	006497	215				burnished	insulated terminals and plug connectors	0.5 - 6	20 - 10	520


## Crimping Pliers

97


- > for cutting cables, stripping wire and crimping insulated and non-insulated terminals, connectors and plug type connectors
- > with threaded holes for cutting copper and brass screws threaded M 2.6 / M 3 / M 3.5 / M 4 and M 5
- > bolted joint for higher stability and even movement
- > Special steel, high-strength



97 21 215



97 22 240



97 32 240



Article No.	EAN 4003773-	↔ mm			Pliers	Handles	Applications	Capacity mm <sup>2</sup>	AWG	△ g
97 21 215	019688	230				black lacquered with multi-component grips	insulated terminals and cable connectors	0.75 - 6	18 - 10	224
97 21 215 B	019695	230				black lacquered with multi-component grips	non-insulated open plug-type connectors (plug width 6.3 mm)	0.5 - 2.5	20 - 13	290
97 21 215 C	019701	230				black lacquered with multi-component grips	uninsulated terminals and cable connectors	0.5 - 6	20 - 10	290
97 22 240	070726	240				black lacquered with multi-component grips	insulated terminals and cable connectors	0.75 - 6	18 - 10	300
							non-insulated open plug-type connectors (plug width 6.3 mm)	0.5 - 2.5	20 - 13	300
97 32 240	079491	240				black lacquered with multi-component grips	insulated terminals and cable connectors	1.5 - 6	15 - 10	300
							uninsulated terminals and cable connectors	0.5 - 6	20 - 10	

## Insertion Tool

for LSA-Plus and identical constructional design

97  
40

- > tool for putting on boards, sockets and fields
- > pushing down and cutting in one operation
- > for UTP and STP cables, conductor 0.4 - 0.8 mm dia.
- > with integrated pulling hook and release blade
- > housing: plastic, impact-proof




97 40 10



Putting down and cutting the cable in one operation



With integrated pulling hook



Article No.	EAN 4003773-	↔ mm	Head	Applications	Capacity Ø mm	⚖ g
97 40 10	044895	175	burnished	UTP- and STP-cables, LSA-Plus and identical	0.4 - 0.8	100





**KNIPEX MultiCrimp®**  
Crimping Pliers with changer magazine

97  
33

- > just one tool for the most common crimping applications
- > crimping dies changed quickly and easily without any additional tool
- > sorted and preselected storage of the interchangeable dies in a round magazine
- > comfortable, powerful crimping pliers in professional quality
- > same reliable crimping results as with fixed crimping dies
- > repetitive, high crimping quality due to precision dies and integral lock (self-releasing mechanism)
- > Chrome vanadium electric steel in special quality, oil-hardened
- > round magazine: plastic, fibreglass-reinforced



Changing position: service lever opens out for parallel jaw positioning



Changing the crimping dies: unlock the magazine position, take out the set of dies which the pliers have been pushed on



Fold in the service lever and press the pliers – ready for use again



97 33 01

**97 33 01**  
Crimping pliers with round magazine and three interchangeable crimping die sets for non-insulated open plug type connectors (plug width 4.8 + 6.3 mm) from 0.5 - 6 mm<sup>2</sup>; for insulated terminals, plug connectors and butt connectors from 0.5 - 6 mm<sup>2</sup> and for insulated and non-insulated end sleeves (ferrules) from 0.25 - 6 mm<sup>2</sup>

Now also for insulated and non-insulated end sleeves (ferrules) 10 / 16 / 25 mm<sup>2</sup>  
Universal indent crimping die for non-insulated connectors



97 33 02

**97 33 02**  
Crimping pliers with round magazine and five interchangeable crimping dies for non-insulated open plug type connectors (plug width 4.8 + 6.3 mm) from 0.5 - 6 mm<sup>2</sup>; for insulated terminals, plug connectors and butt connectors from 0.5 - 6 mm<sup>2</sup>; for insulated and non-insulated end sleeves (ferrules) from 0.25 - 6 mm<sup>2</sup>; for insulated and non-insulated end sleeves (ferrules) with 10 / 16 / 25 mm<sup>2</sup> and for non-insulated crimp terminals, tube and compression cable lugs in accordance with DIN 46234 and DIN 46235 and non-insulated crimp, butt and press connectors in accordance with DIN 46341 and DIN 46267

Compact, inexpensive and light-weight crimping pliers for fitting and repairs. The electrician needs only one tool now instead of five as before.



Magazine for crimping dies can be carried on a belt

Clearly visible marking on the crimping dies with pictograms

Article No.	EAN 4003773-	↔ mm			Applications	Capacity mm <sup>2</sup>	AWG	⚖ g
97 33 01	066927	250			non-insulated open plug type connectors (plug width 4.8 + 6.3 mm)	0.5 - 1 1.5 - 2.5 4 - 6	20 - 10	770
					insulated terminals, plug connectors and butt connectors	0.5 - 1 1.5 - 2.5 4 - 6	20 - 10	
					insulated and non-insulated end sleeves (ferrules)	0.25 - 0.75 1 - 1.5 2.5 4 6	23 - 10	
97 33 02	066934	250			non-insulated open plug type connectors (plug width 4.8 + 6.3 mm)	0.5 - 1 1.5 - 2.5 4 - 6	20 - 10	870
					insulated terminals, plug connectors and butt connectors	0.5 - 1 1.5 - 2.5 4 - 6	20 - 10	
					insulated and non-insulated end sleeves (ferrules)	0.25 - 0.75 1 - 1.5 2.5 4 6	23 - 10	
					insulated and non-insulated end sleeves (ferrules)	10 / 16 / 25	7 / 5 / 3	
					non-insulated crimp terminals, tube and compression cable lugs in accordance with DIN 46234 and DIN 46235 and non-insulated crimp, butt and press connectors in accordance with DIN 46341 and DIN 46267	0.5 - 1 1.5 - 2.5 4 - 6 10	20 - 7	
97 39 05	070078	Crimping dies, for non-insulated open plug type connectors (plug width 4.8 + 6.3 mm)						
97 39 06	070085	Crimping dies, for insulated terminals, plug connectors and butt connectors						
97 39 08	070092	Crimping dies, for insulated and non-insulated end sleeves (ferrules)						
97 39 09	077763	Crimping dies, for insulated and non-insulated end sleeves (ferrules)						
97 39 13	070108	Crimping dies, for non-insulated crimp terminals, tube and compression cable lugs in accordance with DIN 46234 and DIN 46235 and non-insulated crimp, butt and press connectors in accordance with DIN 46341 and DIN 46267						
97 39 13 A	077770	Crimping dies, for non-insulated crimp terminals, tube and compression cable lugs in accordance with DIN 46234 and DIN 46235 and non-insulated crimp, butt and press connectors in accordance with DIN 46341 and DIN 46267						
97 39 30	070115	Crimping dies, for compression joints according to DIN 46267						
97 39 90	070061	Changer Magazine, empty						

**Crimp System Pliers**  
for exchangeable crimping dies

97  
43

- > just one tool for almost 1,000 crimping applications
- > almost parallel crimping die movement
- > repetitive, high crimping quality due to precision dies and integral lock (self-releasing mechanism)
- > crimping pressure has been set precisely (calibrated) in the factory, re-adjustable
- > optimum transmission of force due to lever action for fatigue-reduced operation
- > ergonomically designed handles
- > different locators for precise positioning of the connectors
- > crimping dies for applications not covered in the range offered here, may be available on request
- > Chrome vanadium electric steel in special quality, oil-hardened



97 43 200  
MM



97 43 200 with crimping dies 97 49 06 for insulated terminals, plug connectors and butt connectors



97 43 200 with crimping dies 97 49 09 for end sleeves (ferrules)



97 43 200 A  
MM (PATENTED)



97 43 400 with crimping dies 97 49 24 and locator 97 49 93 for D-Sub plugs

**97 43 05**  
with attached crimping dies for non-insulated open plug-type connectors (4.8 and 6.3 mm connector width)

**9743 06**  
with attached crimping dies for insulated terminals and plug connectors

**97 43 200**  
comes in a plastic case; foam insert with recesses for crimping dies and locators; with service tool (Allen key), screws and nuts; without crimping dies

**97 43 200 A**  
pliers without crimping dies, without case

With the possibility of crimping almost all currently available crimping connections with just one tool and state-of-the-art crimping pliers technology, the crimp system pliers solves almost all tasks in mobile and stationary crimping technology and is an excellent tool for professionals to use for standard crimping.

Article No.	EAN 4003773-	↔ mm		Pliers	Handles	Applications	Capacity mm <sup>2</sup>	AWG	△ g	
97 43 200	030812	200	MM	burnished	with multi-component grips	see crimping dies table			988	
97 43 200 A	071587	200	MM	burnished	with multi-component grips	see crimping dies table			574	
97 43 05	031031	200		MM	burnished	with multi-component grips	Crimp System Pliers for non-insulated open plug-type connectors (4.8 and 6.3 mm connector width)	0.5 - 6	20 - 10	618
97 43 06	031048	200		MM	burnished	with multi-component grips	Crimp System Pliers for insulated terminals plug connectors and butt connectors	0.5 - 6	20 - 10	610



**KNIPEX eCrimp**Electromechanical Crimp System Pliers  
for exchangeable crimping dies97  
43

- > strong electromechanical drive, no hydraulic components, no leakages
- > max. pressing force of the jaws approx. 11 kN
- > ergonomically optimised, user-friendly working height during workshop operation
- > LED working light for targeted illumination of the crimping area
- > low noise level
- > long servicing intervals (up to 25,000 crimping actions)!  
The KNIPEX eCrimp is designed to only require servicing after 25,000 crimping actions. This means the intervals between servicing the electromechanical crimping pliers is 2.5 : 1 in relation to conventionally actuated crimping pliers. The pliers are therefore available for crimping use for considerably longer. They do not need to be sent away frequently for servicing. High availability without downtimes while being serviced
- > powerful li-ion rechargeable battery (12 V; 1.5 Ah; 18 Wh); charge time approx. 30 min; no memory effect
- > approx. 170 operating cycles for plug-in connectors with 10 mm<sup>2</sup> nominal size with a single battery charge
- > tether attachment point to prevent falling during field work



97 43 E

**97 43 E**

with euro plug

**97 43 E AUS**


with plug adapter for AS/NSZ 3112 (AUS+NZ)

**97 43 E UK**

with plug adapter for BS 5733 (GB)

**97 43 E US**

with plug NEMA 1-15P (USA / Canada / Mexico)



Product video



The KNIPEX eCrimp is the first electromechanically actuated model of crimping pliers in the world. The possible use of over 40 KNIPEX crimping dies and locators as well as more than 1,000 special crimping dies from the proven Crimp System Pliers (97 43 200). Its universal application range makes it an essential tool in the workshop and for rough field work.

Article No.	EAN	Mains voltage/ frequency	Connector socket	g
<b>97 43 E</b>	4003773-076858	230 V / 50 Hz	CEE 7/16	1960
<b>97 43 E UK</b>	076865	230 V / 50 Hz	BS 5733	1960
<b>97 43 E AUS</b>	076872	230 V / 50 Hz	AS/NSZ 3112	1960
<b>97 43 E US</b>	077008	120 V / 60 Hz	NEMA 1-15P	1960
<b>97 43 E 01</b>	076889	Spare Storage Battery for KNIPEX eCrimp		

## Crimping Dies

for Crimp System Pliers

for different applications

1,000 special crimping dies upon request)




97  
49

Article No.	EAN		Applications	Capacity mm <sup>2</sup>	AWG	Capacity SW mm	Sleeves Ø mm
97 49 04	030850		non-insulated open plug type connectors (plug width 2.8 + 4.8 mm)	plug width 2.8 mm: 0.1 - 0.25 plug width 2.8 mm: 0.5 - 1 plug width 4.8 mm: 0.5 - 1 plug width 4.8 mm: 1.5 - 2.5	27 - 13		
97 49 05	030867		non-insulated open plug type connectors (plug width 4.8 + 6.3 mm)	0.5 - 1 1.5 - 2.5 4 - 6	20 - 10		
97 49 06	030836		insulated terminals, plug connectors and butt connectors	0.5 - 1 1.5 - 2.5 4 - 6	20 - 10		
97 49 07	077749		heat shrinkable sleeve connectors	0.5 - 1 1.5 - 2.5 4 - 6	20 - 10		
97 49 08	030874		insulated and non-insulated end sleeves (ferrules)	0.25 - 0.75 1 - 1.5 2.5 4 6	23 - 10		
97 49 09	030881			10 / 16 / 25	7 / 5 / 3		
97 49 10	076896		non-insulated tubular cable lugs and crimp terminals in accordance with DIN 46237 and non-insulated butt and crimp connectors in accordance with DIN 46341	0.75 / 1.5 / 2.5 0.5 - 0.75	13 15 - 17 19 - 20		
97 49 11	076902		non-insulated crimp terminals, tube and compression cable lugs in accordance with DIN 46234 and DIN 46235 and non-insulated crimp, butt and press connectors in accordance with DIN 46341 and DIN 46267	4 / 6 / 10	7 / 10 / 11		
97 49 14	077756		non-insulated crimp terminals, tube and compression cable lugs in accordance with DIN 46234 and DIN 46235 and non-insulated crimp, butt and press connectors in accordance with DIN 46341 and DIN 46267	0.5 - 1 1.5 - 2.5 4 - 6 10			
97 49 15	043164		plug connectors (plug width 6.3 mm) and non-insulated open plug type connectors (plug width 4.8 mm)	plug width 6.3 mm: 1.25 - 2.5 plug width 4.8 mm: 1.25 - 2.5 plug width 4.8 mm: 3 - 6	17 - 13 17 - 10		
97 49 16	040675		insulated terminals + cable connectors	10 16	7 / 5		
97 49 18	063186		twin end sleeves	2 x 6 / 2 x 10 / 2 x 16	2 x 10 2 x 7 2 x 5		
97 49 19	030898		insulated and non-insulated end sleeves (ferrules)	35 / 50	2 / 0		
97 49 20	045069		F-connectors for TV and satellite connections			7.0 / 8.4 / 8.1	7.7 / 9.5 / 9.5
97 49 23	052135		non-insulated terminals + cable connectors	16 + 25	5 + 3		
97 49 24	030911		D-Sub; HD 20; HDE plugs	0.03 - 0.09 0.2 - 0.56 0.08 - 0.2	32 - 20		
97 49 25	079798		Micro-Fit™	0.35 - 0.75 / 0.5 - 1.0 / 0.2 - 0.5	20 / 22-24 / 26-30		

Article No.	EAN 4003773-			Applications	Capacity mm <sup>2</sup>	AWG	Capacity SW mm	Sleeves Ø mm
97 49 26	079804			Mini-Fit®		16 / 18 / 20-24		
97 49 27	079811			MQS-Stecker	0.25 / 0.35 / 0.5			
97 49 30	030904			compression joints according to DIN 46267	1.5 - 4	15 - 11		
97 49 35	034315			spark plug connectors and distributors (snap-on sleeves, saw tooth couplings, threaded sleeves, ignition cable sleeves and ignition distributor couplings)	1	17		
97 49 40	030959			Coax connectors RG 58, 59, 62, 71, 223			5.4 / 6.48 / 1.72	6.4 / 7.6 / 2.1
97 49 44	041443			rolled contacts	0.14 - 0.25 0.3 - 0.5 0.75 - 1.5	26 - 15		
97 49 50	030966			Coax connectors/Car phone RG 58, 174, 188, 316			3.25 / 4.52 / 5.4 / 1.72 / 1.07 / 0.72	3.9 / 5.4 / 6.4 / 2.1 / 1.3 / 0.95
97 49 54	041450			modular plugs	0.5 - 1 0.5 - 1 1.5 - 2.5 1.5 - 2.5	20 - 13		
97 49 59	073734			solar cable connectors Helios H4 (Amphenol)	2.5 + 4 + 6	13 - 10		
97 49 60	030928			turned contacts (HTS + Harting)	0.14 - 4	26 - 11		
97 49 61	045137			turned contacts	1.5 / 2.5 / 4 / 6	10/11/13/15		
97 49 62	063179			solar cable connectors (Huber + Suhner)	2.5 + 4	13 + 11		
97 49 63	066675			solar cable connectors (Huber + Suhner)	4 + 6	11 + 10		
97 49 64	044055			ABS connectors in motor vehicles	1 - 6	17 - 10		
97 49 65	066682			solar cable connectors MC3 (Multi-Contact)	2.5 - 6	13 - 10		
97 49 66	066699			solar cable connectors MC4 (Multi-Contact)	2.5 - 6	13 - 10		
97 49 66 4	072096			solar cable connectors MC4 (Multi-Contact)	4	11		
97 49 66 6	072102			cutting - stripping - crimping	6	10		
97 49 67	066705			solar cable connectors (Hirschmann)	2.5 - 6	13 - 10		
97 49 68	066712			solar cable connectors (Tyco)	1.5 - 6	15 - 10		
97 49 69 1	072119			solar cable connectors gesis®	1.5 - 2.5	15 / 13		
97 49 69 2	072126			solar PST 40 (Wieland)	4 - 10	11 - 7		
97 49 70	030942			Western plugs	4 / 6 / 8-pole RJ 10; 11; 12; 45			
97 49 71	075066			solar cable connectors MC4 (Multi-Contact)	4 - 10	11 - 7		
97 49 72	076957			solar cable connectors MC3 (Multi-Contact)		7 / 10 / 11		



## CRIMPING PLIERS

Article No.	EAN 4003773-		Applications	Capacity mm <sup>2</sup>	AWG	Capacity SW mm	Sleeves Ø mm
97 49 74	044062		unshielded Molex plugs (short design)	4 / 6 / 8-pole RJ 10; 11; 12; 45			
97 49 76	047513		shielded Stewart plugs				
97 49 81	042778		fibre optic connectors, e.g. Harting			3.0 / 4.95 / 6.5	3.5 / 6.0 / 7.5
97 49 82	042785		fibre optic connectors, e.g. Telegärtner			3.25 / 3.65 / 4.52	3.6 / 4.0 / 5.4
97 49 83	044079		fibre optic connectors, e.g. FSMA-, ST-, SC- + STSC- / K-connectors			3.65 / 4.2 / 5.0	4.3 / 5.4 / 6.0
97 49 84	042792		fibre optic connectors, e.g. Huber / Suhner			3.8 / 4.3 / 4.95	4.5 / 5.2 / 6.0
97 49 87	043331		fibre optic connectors, e.g. FSMA-, ST- and MIC-connectors			8.7	9.5
97 49 25 1	079828	Locator for 97 49 25					
97 49 26 1	079835	Locator for 97 49 26					
97 49 27 1	079842	Locator for 97 49 27					
97 49 94	030997	Locator for 97 49 04 / 97 52 04 / 97 52 34					
97 49 95	031000	Locator for 97 49 05 / 97 52 05 / 97 52 35					
97 49 93	047926	Locator for 97 49 24 (D-Sub-plugs)					
97 49 59 1	073741	Locator for 97 49 59 (solar cable connectors Helios H4)					
97 49 90	031017	Locator for 97 49 60 (HTS + Harting)					
97 49 65 1	066729	Locator for 97 49 65 (solar cable connectors MC3)					
97 49 66 1	066736	Locator for 97 49 66 (solar cable connectors MC4)					
97 49 68 1	066743	Locator for 97 49 68 (solar cable connectors Solarlok)					
97 49 69 1 1	072133	Locator for 97 49 69 1 and 97 49 69 2					
97 49 71 1	075073	Locator for 97 49 71 (solar cable connectors MC4)					





## Tool Case for Photovoltaics

97  
91

- > with tools for photovoltaics
- > without crimping dies – please order separately (see ref. 97 49...) for individual assortment
- > with service tools (hexagonal key) for the change of crimping dies
- > shock-resistant plastic case
- > foam insert with recesses for tools, crimping dies and locators
- > dimensions, exterior (W x H x D): 345 x 80 x 280 mm



97 91 01

Article No.	EAN 4003773-				Quantity	 g
97 91 01	070351			Tool Case for Photovoltaics		1964
			12 12 11	Precision Insulation Stripper, with adapted blades	1	
			95 16 165	Cable Shears	1	
			97 43 200	Crimp System Pliers, for exchangeable crimping dies	1	

**Tool Case for Photovoltaics, MC3 (Multi-Contact)** **97**  
91

- > the complete tool set to install MC3 connectors
- > with service tools (hexagonal key) for the change of crimping dies
- > shock-resistant plastic case
- > foam inserts with recesses for the tools, crimping dies and locators
- > with four empty plastic boxes for consumables; for individual equipping
- > dimensions, exterior (W x H x D): 360 x 105 x 300 mm



97 91 02

Article No.	EAN				Quantity	g
97 91 02	4003773-074083			Tool Case for Photovoltaics, MC3 (Multi-Contact)		3280
		MM	12 12 11	Precision Insulation Stripper, with adapted blades	1	
		⚠ 1000V	95 16 165	Cable Shears	1	
		MM	97 43 200	Crimp System Pliers, for exchangeable crimping dies	1	
		⚡	97 49 65	Crimping dies, for solar cable connectors MC3 (Multi-Contact)	1	
			97 49 65 1	Locator for 97 49 65 (solar cable connectors MC3)	1	
			97 49 65 2	Mounting Tool for MC3 connectors	1	

**Mounting Tool for MC3 connectors** **97**

- > for easy and quick assembly of MC3 solar cable connectors
- > for fit solar sleeves for connectors from 2.5 to 10 mm<sup>2</sup>
- > three capsules (2.5 / 4; 6; 10 mm<sup>2</sup>) for pulling on the sleeves, integrated in the detachable handle
- > body: plastic, fibreglass-reinforced



97 49 65 2



The assembly tool comes with three torpedo mandrels for the various cable cross-sections

Article No.	EAN	↔ mm	Capacity mm <sup>2</sup>	g
97 49 65 2	4003773-072010	325	2.5 - 10	460

**Set of Mounting Tools for solar cable connectors MC4 (Multi-Contact)** **97**

- > set of two mounting tools
- > to tighten cable glands of MC4 solar plugs
- > to open the locking of MC4 housings (even in case of mounted lock clip)
- > tool: plastic, fibreglass-reinforced



97 49 66 2

Article No.	EAN	↔ mm	g
97 49 66 2	4003773-074106	115	18

## Compression Tool

for Coax connectors

97  
40

For crimping F, BNC and RCA connectors  
Robust design

- > suitable for RG 59 / 6 / 11 cable redatable head for different cable sizes
- > redatable insert for various types of connector
- > adjusting screw for various connector lengths
- > applicable among others for compression connectors Kathrein EMK 12; Cablecon F-56 CX3 5.1; Astro FKS 06



97 40 20 SB

Size X after compression	plugs	
17 - 24 mm		F (RG 59/6)
30 - 37 mm		BNC (RG 59/6)
22 - 29 mm		RCA (59/6)
35 - 42 mm		F (RG 11)

Article No.	EAN	↔ mm	Applications	g
97 40 20 SB	077626	175	for F, BNC and RCA-plugs	430

## Crimping Pliers for Scotchlok connectors

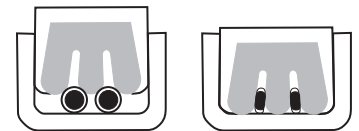
with side cutter

97  
50

- > for crimping plastic-insulated telecommunication or signal cables using the U-contact principle in single Scotchlok connectors
- > no stripping necessary, U-shaped elements establish the connection
- > cutting edges additionally induction hardened
- > with opening spring
- > Vanadium electric steel; forged, oil-hardened



97 50 01



Article No.	EAN	↔ mm		Head	Handles	Applications	Capacity Ø mm	g
97 50 01	028239	155		polished	plastic coated	Scotchlok single connector	0.4 - 1.1	135

## Crimping Pliers for Western plugs

97  
51

- > professional tool for cutting and stripping unshielded ribbon telephone cables
- > for crimping 6- and 8-pole Western plugs type RJ 11/12 (9.65 mm width) and type RJ 45 (11.68 mm width)
- > exact crimping process due to parallel crimping
- > repetitive, high crimping quality due to integral lock (self-releasing mechanism)
- > with length cutter and dismantling knife for ribbon cables 6 and 12 mm length
- > with additional stripping device for round cables
- > Chrome vanadium electric steel in special quality, oil-hardened



97 51 10



Article No.	EAN	↔ mm		Head	Handles	Capacity	g
97 51 10	043171	190			with multi-component grips	RJ 11/12 (6-poles) 9.65 mm RJ 45 (8-poles) 11.68 mm	340

97 59 06	029700	4 spare blades for poles 97 51 10	
----------	--------	-----------------------------------	--



## Crimping Pliers for Western plugs

97  
51

- > professional tool for cutting and stripping unshielded ribbon telephone cables
- > for crimping 6- and 8-pole Western plugs type RJ 11/12 (9.65 mm width) and type RJ 45 (11.68 mm width)
- > exact crimping process due to parallel crimping
- > repetitive, high crimping quality due to integral lock (self-releasing mechanism)
- > with length cutter and dismantling knife for ribbon cables 6 and 12 mm length
- > with additional stripping device for round cables
- > Chrome vanadium electric steel in special quality, oil-hardened



97 51 12



Article No.	EAN 4003773-	↔ mm		Handles	Capacity	⚖ g	
97 51 12	043188	200		with multi-component grips	RJ 10 (4-poles) 7.65 mm RJ 11/12 (6-poles) 9.65 mm RJ 45 (8-poles) 11.68 mm	522	
97 59 12	069997	Spare blades for 97 51 12					

## Crimping Pliers short design

97  
52



97 52 14  
available as accessory: locator for non-insulated open plug-type connectors

- > repetitive, high crimping quality due to precision dies and integral lock (self-releasing mechanism)
- > crimping pressure has been set precisely (calibrated) in the factory, re-adjustable
- > optimum transmission of force thanks to toggle lever for fatigue-reduced operation
- > good handling due to 20° angled head, low weight and short design
- > Chrome vanadium electric steel in special quality, oil-hardened



97 52 14



Article No.	EAN 4003773-	↔ mm		Handles	Applications	Capacity mm <sup>2</sup>	AWG	⚖ g
97 52 14	026808	195		with multi-component grips	non-insulated open plug type connectors (plug width 2.8 + 4.8 mm)	0.10 - 1.5	27 - 16	387
97 52 20	026853	195		with multi-component grips	COAX-, BNC- and TNC connectors RG 58 / 59 / 62 / 71 / 223			380
97 59 14	026976	Locator for 97 52 14						

**Crimping Pliers**

also for two-hand operation

97  
52

- > for solder-free electrical connections
- > the ingenious lever transmission reduces the handforce up to 30% compared with regular crimping pliers
- > repetitive, high crimping quality due to precision dies and integral lock (self-releasing mechanism)
- > crimping pressure has been set precisely (calibrated) in the factory, re-adjustable
- > two-hand operation for easy crimping of large conductor diameters
- > easy handling as a result of well balanced centre of gravity, angled head and ergonomically shaped handles
- > Chrome vanadium electric steel in special quality, oil-hardened



97 52 04

Product video



97 52 06



97 52 10



First step: move the handle with two fingers only until both jaws touch the connector to be crimped



Second step: now use the whole hand for further crimping procedure



Third step: when greater hand force is required, such as e.g. when crimping insulated connectors 6 mm<sup>2</sup>, two-hand operation is possible by the longer handles

Article No.	EAN 4003773-	↔ mm			Applications	Capacity mm <sup>2</sup>	AWG	g
97 52 04	025450	250			non-insulated open plug type connectors (plug width 2.8 + 4.8 mm)	2.8 mm: 0.1 - 0.25 2.8 mm: 0.5 - 1 4.8 mm: 0.5 - 1 4.8 mm: 1.5 - 2.5	27 - 13	562
97 52 05	025467	250			non-insulated open plug type connectors (plug width 2.8 + 4.8 mm)	0.5 - 1 1.5 - 2.5 4 - 6	20 - 10	572
97 52 06	025474	250			insulated terminals, plug connectors and butt connectors	0.5 - 1 1.5 - 2.5 4 - 6	20 - 10	565
97 52 08	025481	250			insulated and non-insulated end sleeves (ferrules)	0.25 - 0.75 1 - 1.5 2.5 4 6	23 - 10	565
97 52 09	025498	250			insulated and non-insulated end sleeves (ferrules)	10 / 16 / 25	7 / 5 / 3	571
97 52 10	023678	250			Coax-, BNC- and TNC-connectors			577
97 52 13	048084	250			non-insulated crimp terminals, tube and compression cable lugs in accordance with DIN 46234 and DIN 46235 and non-insulated crimp, butt and press connectors in accordance with DIN 46341 and DIN 46267	0.5 - 1 1.5 - 2.5 4 - 6 10	20 - 7	558
97 52 19	052142	250			insulated and non-insulated end sleeves (ferrules)	35 / 50	2 / 0	567
97 52 23	052159	250			non-insulated terminals + cable connectors	16 / 25	5 / 3	565

97 49 94 030997 Locator for 97 49 04 / 97 52 04 / 97 52 34


97 49 95 031000 Locator for 97 49 05 / 97 52 05 / 97 52 35

**KNIPEX PreciForce®**  
Crimping Pliers

97  
52

# PreciForce®

- > repetitive, high crimping quality due to precision dies and integral lock (self-releasing mechanism)
- > crimping pressure has been set precisely (calibrated) in the factory, re-adjustable
- > optimum transmission of force thanks to toggle lever for fatigue-reduced operation
- > good handling thanks to favourable handle position, low weight, compact design and ergonomically shaped handles
- > Chrome vanadium electric steel in special quality, oil-hardened



97 52 37

Product video  
97 52 36



Product video  
97 52 38



For daily crimping applications, the specialist likes crimping pliers that work precisely and reliably. In addition, they should be light, comfortable to use, robust and reasonably priced: PreciForce®.



97 52 30



97 52 33



97 52 34



97 52 36



97 52 38



Article No.	EAN 4003773-	↔ mm			Applications	Capacity mm <sup>2</sup>	AWG	⚖ g
97 52 30	051855	220			compression joints according to DIN 46267	1.5 - 4 (6 - 10)	15 - 11 10 / 7	477
97 52 33	051862	220			non-insulated crimp terminals, tube and compression cable lugs in accordance with DIN 46234 and DIN 46235 and non-insulated crimp, butt and press connectors in accordance with DIN 46341 and DIN 46267	0.5 - 1 1.5 - 2.5 4 - 6 10	20 - 7	478
97 52 34	051879	220			non-insulated open plug type connectors (plug width 2.8 + 4.8 mm)	2.8 mm: 0.1 - 0.25 2.8 mm: 0.5 - 1 4.8 mm: 0.5 - 1 4.8 mm: 1.5 - 2.5	27 - 13	483
97 52 35	051886	220			non-insulated open plug type connectors (plug width 4.8 + 6.3 mm)	0.5 - 1 1.5 - 2.5 4 - 6	20 - 10	494
97 52 36	051893	220			insulated terminals + cable connectors	0.5 - 1 1.5 - 2.5 4 - 6	20 - 10	487
97 52 37	063193	220			heat shrinkable sleeve connectors	0.5 - 1 1.5 - 2.5 4 - 6	20 - 10	478
97 52 38	051909	220			insulated and non-insulated end sleeves (ferrules)	0.25 - 0.75 1 - 1.5 2.5 4 6	23 - 10	493
97 52 50	051916	220			COAX-, BNC- and TNC-connectors for RG 58; 174; 188; 316			498

97 49 94 030997 Locator for 97 49 04 / 97 52 04 / 97 52 34

97 49 95 031000 Locator for 97 49 05 / 97 52 05 / 97 52 35



**Four-Mandrel Crimping Pliers for turned contacts**

97  
52

- > for crimping turned contacts
- > four-mandrel crimping for top-quality crimping connections
- > mandrel gauge to check the basic setting
- > repetitive, high crimping quality due to integral lock (self-releasing mechanism)
- > optimum transmission of force due to highly effective lever action for fatigue-reduced operation
- > high operation comfort thanks to handy shape
- > Chrome vanadium electric steel in special quality, oil-hardened

**97 52 63**

fine adjustment of pressure depending on the conductor's diameter by means of adjusting wheel; pliers in a plastic case with foam insert and standard locator for precise positioning of the contacts

**97 52 63 DG**

crimping capacity can be adjusted in increments of 0.01 mm; with digital display of the preset crimping capacities and possibility of re-calibration via RESET function with electronic wear monitoring; adjustment in mm, inches or comparable selection positions according to MIL; pliers in a plastic case with foam insert and standard locator for precise positioning of the contacts

**97 52 64**

pressure adjustment depending on the conductor's diameter by means of adjusting wheel in 4 different positions; locator for positioning the contacts

**97 52 65**

fine adjustment of pressure depending on the conductor's diameter by means of adjusting wheel; locator for positioning the contacts; with table for calculating the settings; pliers in a plastic case with foam insert

**97 52 65 A**

fine adjustment of pressure depending on the conductor's diameter by means of adjusting wheel; with table for calculating the settings; pliers in a plastic case with foam insert

**97 52 65 DG**

crimping capacity can be adjusted in increments of 0.01 mm; with digital display of the preset crimping capacities and possibility of re-calibration via RESET function with electronic wear monitoring; adjustment in mm, inches or comparable selection positions according to MIL; with table for calculating the settings; pliers in a plastic case with foam insert and standard locator for precise positioning of the contacts

**97 52 65 DG A**

crimping capacity can be adjusted in increments of 0.01 mm; with digital display of the preset crimping capacities and possibility of re-calibration via RESET function with electronic wear monitoring; adjustment in mm, inches or comparable selection positions according to MIL; with table for calculating the settings; pliers in a plastic case with foam insert; without locator

**97 59 65 2**

universal locator for holding turned contacts for crimping; precisely adjustable to the length (20 - 45 mm) and diameter (1 - 8 mm) of the crimping connector; locator that is universally adjustable (in length and diameter) for the repeatable exact alignment of turned contacts in crimping pliers; can be set to all commercially available turned contacts in the four-mandrel crimping pliers' capacity range



97 52 63 DG



97 52 64



97 52 65



97 52 65 DG



97 59 65 2

Universal Locator

Turned contacts are used for particularly demanding plug-type connections, e.g. in medical industry and aeronautics. Extremely reliable crimping connections can be achieved only with pliers that work with absolute precision and maintain the required crimping depth in the 1/100 mm range.



Standard locator



Multifunctional digital indication, adjustment in mm, inches or comparable selection positions according to MIL

Article No.	EAN 4003773-	↔ mm			Pliers	Handles	Applications	Capacity mm <sup>2</sup>	AWG	⚖ g
97 52 63	050148	180			chrome plated	with multi-component grips	turned contacts	0.08 - 2.5	28 - 13	388
97 52 63 DG	063209	195			chrome plated	with multi-component grips	turned contacts	0.08 - 2.5	28 - 13	388
97 52 64	044093	180			chrome plated	with multi-component grips	turned contacts	0.08 - 2.5	28 - 13	424
97 52 65	045236	230			chrome plated	with multi-component grips	turned contacts (Harting; Ilme; Phoenix; Amphenol; Walther; HTS; Contact; Weidmüller)	0.14 - 6	25 - 10	676
97 52 65 A	071594	250			chrome plated	with multi-component grips	turned contacts (Harting; Ilme; Phoenix; Amphenol; Walther; HTS; Contact; Weidmüller)	0.14 - 6	25 - 10	604
97 52 65 DG	063216	250			chrome plated	with multi-component grips	turned contacts (Harting; Ilme; Phoenix; Amphenol; Walther; HTS; Contact; Weidmüller)	0.14 - 6	25 - 10	633
97 52 65 DG A	071990	250			chrome plated	with multi-component grips	turned contacts (Harting; Ilme; Phoenix; Amphenol; Walther; HTS; Contact; Weidmüller)	0.14 - 6	25 - 10	633
97 59 65 2	071600	Universal Locator for 97 52 65 / 97 52 65 A / 97 52 65 DG / 97 52 65 DG A								

## Self-Adjusting Crimping Pliers for end sleeves (ferrules)

with lateral access

97  
53

Square compression now additionally also for end sleeves (ferrules) up to 16 mm<sup>2</sup>  
Narrow handle width



Crimping capacity can be switched over from 10 mm<sup>2</sup> to 16 mm<sup>2</sup>




97 53 04



Particularly suitable for all twin-ferrules up to 2 x 6 mm<sup>2</sup> or 2 x AWG 8  
**0.08 - 10 mm<sup>2</sup> + 16 mm<sup>2</sup>**



Square compression for optimum contact areas in the clamp connection



Square compression

Compact crimping pliers for end sleeves (ferrules) with two great advantages for the user:  
> Automatic self-adjustment to the end sleeve (ferrule) used: this allows the specialist to work with less strain and enables secure, reliable and quick crimping

Product video



### Proven functions

- > for crimping end sleeves (ferrules) according to DIN 46228 parts 1 + 4
- > self-adjusting adaptation to the desired end sleeve (ferrule) size: no wrong crimps caused by using the wrong die
- > repetitive, high crimping quality due to integral lock (self-releasing mechanism)
- > tools have been set precisely (calibrated) in the factory
- > optimum transmission of force thanks to toggle lever for fatigue-reduced operation
- > handy shape and low weight provide high operation comfort

Capacity up to 10 mm<sup>2</sup>  
Narrow handle width




97 53 14



Particularly suitable for all twin-ferrules up to 2 x 4 mm<sup>2</sup> or 2 x AWG 10  
**0.08 - 10 mm<sup>2</sup>**



Hexagonal compression for optimum positioning in confined areas



Hexagonal compression

Product video



Article No.	EAN	↔ mm			Pliers	Handles	Applications	Capacity mm <sup>2</sup>	AWG	⚖ g
97 53 04	028017	180			burnished	with multi-component grips	End Sleeves (ferrules)	0.08 - 10 / 16	28 - 7 / 5	405
97 53 14	041474	180			burnished	with multi-component grips	End Sleeves (ferrules)	0.08 - 10	28 - 7	404



# Self-Adjusting Crimping Pliers for end sleeves (ferrules)

with front loading

97  
53

- > for crimping end sleeves (ferrules) according to DIN 46228 parts 1 + 4
- > self-adjusting adaptation to the desired end sleeve (ferrule) size: no wrong crimps caused by using the wrong die
- > front loading of the end sleeves (ferrules) into the tool
- > repetitive, high crimping quality due to integral lock (self-releasing mechanism)
- > crimping pressure has been set precisely (calibrated) in the factory, re-adjustable
- > optimum transmission of force thanks to toggle lever for fatigue-reduced operation
- > high operation comfort thanks to handy shape and low weight
- > Chrome vanadium electric steel in special quality, oil-hardened

### 97 53 08

compression from 0.08 - 10 mm<sup>2</sup> in one profile; end sleeves (ferrules) up to 2.5 mm<sup>2</sup> can also be loaded parallelly from the side;

suitable in particular for all twin end sleeves (ferrules) up to 2 x 4 mm<sup>2</sup> or 2 x AWG 10

### 97 53 09

compression from 0.08 - 10 mm<sup>2</sup> and 16 mm<sup>2</sup> in one profile; with selector lever for setting the crimping area either to 0.08 - 10 mm<sup>2</sup> or 16 mm<sup>2</sup>;

suitable in particular for all twin end sleeves (ferrules) up to 2 x 6 mm<sup>2</sup> or 2 x AWG 8



97 53 08




97 53 09



Square crimping

Product video



Square compression



Front loading of end sleeves (ferrules) e.g. in switchboards



97 53 08: lateral loading of end sleeves (ferrules) up to 2.5 mm<sup>2</sup> parallelly from the side e.g. in confined areas

The crimping pliers for end sleeves (ferrules) with three great advantages for the user:

- > Automatic self-adjustment to the end sleeve (ferrule) used: this allows the specialist to work with less strain and enables secure, reliable and quick crimping
- > Range of applications also for large cross-sections: square crimping 0.08 to 10 + 16 mm<sup>2</sup>
- > Front loading: very helpful under difficult working conditions in confined areas

Article No.	EAN	↔ mm		Pliers	Handles	Applications	Capacity mm <sup>2</sup>	AWG	g
97 53 08	040187	190			burnished with multi-component grips	End Sleeves (ferrules)	0.08 - 10	28 - 7	477
97 53 09	044550	190			burnished with multi-component grips	End Sleeves (ferrules)	0.08 - 10 / 16	28 - 7 / 5	486

**Crimping Pliers for micro plugs**  
parallel crimping

97  
54

- > parallel crimping performance to satisfy the particularly high standards of small connectors
- > repetitive, high crimping quality due to precision dies and integral lock (self-releasing mechanism)
- > fixed locator for D-Sub micro plugs for an exact positioning of connector and cable
- > crimping pressure has been set precisely (calibrated) in the factory, re-adjustable
- > optimum transmission of force thanks to toggle lever for fatigue-reduced operation
- > crimping pliers for other mini plugs such as HD 22, Modu IV, Micro Timer, MQS ... on request
- > Chrome vanadium electric steel in special quality, oil-hardened



97 54 24



97 54 25



97 54 26



97 54 27



Article No.	EAN 4003773-	↔ mm		Pliers	Handles	Applications	Capacity mm <sup>2</sup>	AWG	⚖ g
97 54 24	060215	190			burnished with multi-component grips	D-Sub-; HD 20-; HDE plug	0.03 - 0.56	32 - 20	305
97 54 25	079859	190			burnished with multi-component grips	Micro-Fit™		20 / 22-24 / 26-30	
97 54 26	079866	190			burnished with multi-component grips	Mini-Fit®		16 / 18 / 20-24	
97 54 27	079873	190			burnished with multi-component grips	MQS plug	0.25 / 0.35 / 0.5		

**Crimping Pliers for end sleeves (ferrules)**

97  
6

- > for crimping end sleeves (ferrules) according to DIN 46228 parts 1 + 4 in the range from 0.25 up to 2.5 mm<sup>2</sup>
- > crimping in marked trapezoidal dies for reliable connections between the sleeve and the conductor
- > Vanadium electric steel; forged, oil-hardened



97 62 145 A



Article No.	EAN 4003773-	↔ mm		Head	Handles	Capacity mm <sup>2</sup>	AWG	⚖ g
97 61 145 A	035558	145			polished plastic coated	0.25 - 2.5	23 - 13	140
97 61 145 F	043980	145			polished plastic coated	0.25 - 2.5	23 - 13	140
97 62 145 A	060154	145			polished with multi-component grips	0.25 - 2.5	23 - 13	170
97 68 145 A	071754	145			polished insulated with multi-component grips, VDE-tested	0.25 - 2.5	23 - 13	175

## Crimping Pliers for end sleeves (ferrules)


97  
7

Also as VDE version

Easy crimping due to optimised transmission ratio

Light and slim design

- > for crimping end sleeves (ferrules) according to DIN 46228 parts 1 + 4 from 0.25 to 16 mm<sup>2</sup>
- > crimping in marked half-round dies for reliable connections between the sleeve and the conductor
- > 9 particularly deep dies with conical side faces
- > High-grade special tool steel, forged, oil-hardened



97 71 180



97 72 180



97 78 180



Article No.	EAN 4003773-	↔ mm		Head	Handles	Applications	Capacity mm <sup>2</sup>	AWG	⚖ g
97 71 180	040668	180		polished	plastic coated	End Sleeves (ferrules)	0.25 - 16	23 - 5	205
97 72 180	060185	180		polished	with multi-component grips	End Sleeves (ferrules)	0.25 - 16	23 - 5	242
97 78 180	072003	180		polished	insulated with multi-component grips, VDE-tested	End Sleeves (ferrules)	0.25 - 16	23 - 5	254

## Crimping Pliers for end sleeves (ferrules)

with front loading

97  
8



- > for crimping end sleeves (ferrules) according to DIN 46228 parts 1 + 4 in the range 0.5 to 6 mm<sup>2</sup>
- > ideal for work in confined areas, e.g. in narrow and deep switch boxes
- > Special tool steel, forged, oil-hardened



97 81 180



Article No.	EAN 4003773-	↔ mm		Head	Handles	Applications	Capacity mm <sup>2</sup>	AWG	⚖ g
97 81 180	019794	180		polished	plastic coated	End Sleeves (ferrules)	0.5 - 6	20 - 10	227



**Crimp Assortments**  
for end sleeves (ferrules)

97  
90



- > in a TANOS MINI-systainer® (solid plastic box)
- > T-Loc fastener for one-handed operation: open or close the systainer® with one turn and connect to a second systainer®
- > opening when connected: fast and simple access to content without disconnection
- > two stackable plastic inserts with 6 trays each for connectors
- > with an assortment of end sleeves (ferrules) with / without collar

**97 90 05**  
with Crimping Pliers for end sleeves 97 71 180

**97 90 06**  
with Crimping Pliers for end sleeves 97 71 180

**97 90 09**  
with Self-Adjusting Crimping Pliers for End Sleeves (ferrules) 97 53 04

**97 90 10**  
with Self-Adjusting Insulation Stripper 12 40 200; with Self-Adjusting Crimping Pliers for End Sleeves (ferrules) 97 53 04

**97 90 12**  
with Self-Adjusting Insulation Stripper 12 40 200; with Self-Adjusting Crimping Pliers for End Sleeves (ferrules) 97 53 08

**97 90 23**  
with Crimping Pliers "PeciForce" for End Sleeves (ferrules) 97 52 38

**97 90 24**  
with Self-Adapting Universal Insulation Stripper "MultiStrip 10" 12 42 195; with Self-Adjusting Crimping Pliers for End Sleeves (ferrules) 97 53 08



97 90 05



97 90 06



97 90 09



97 90 10



97 90 12



97 90 23



97 90 24



Several boxes can be connected with each other

Article No.	EAN 4003773-	Pliers		200 x mm <sup>2</sup>	150 x mm <sup>2</sup>	100 x mm <sup>2</sup>	75 x mm <sup>2</sup>	50 x mm <sup>2</sup>	40 x mm <sup>2</sup>	g
97 90 05	025535	97 71 180		0.5 / 0.75 / 1 / 1.5 / 2.5	4 / 6			10 / 16		930
97 90 06	025542	97 71 180		0.5 / 0.75 / 1 / 1.5	2,5		4 / 6	10	16	1000
97 90 09	028574	97 53 04		0.5 / 0.75 / 1 / 1.5 / 2.5		4 / 6		10		1420
97 90 10	046202	97 53 04 / 12 40 200		0.5 / 0.75 / 1 / 1.5 / 2.5		4 / 6		10		1353
97 90 12	048916	97 53 08 / 12 40 200		0.5 / 0.75 / 1 / 1.5 / 2.5		4 / 6		10		1427
97 90 23	062158	97 52 38		0.5 / 0.75 / 1 / 1.5 / 2.5		4 / 6				1226
97 90 24	062394	97 53 08 / 12 42 195		0.5 / 0.75 / 1 / 1.5 / 2.5		4 / 6		10		1348
97 90 00 LE	054009	TANOS MINI-systainer® empty								900

**Crimp Assortments**  
for cable connectors

**97**  
**90**



- 97 90 00**  
with Crimp Grip Pliers 97 00 215 A
- 97 90 01**  
with Crimping Pliers 97 32 225
- 97 90 21**  
with Crimping Pliers PreciForce® 97 52 36 (for insulated terminals and plug connectors)
- 97 90 22**  
with Self-Adapting Universal Insulation Stripper "MultiStrip 10" 12 42 195;  
with Crimping Pliers PreciForce® 97 52 36 (for insulated terminals and plug connectors)

Article No.	EAN 4003773-	Pliers	Cable Connectors		g	
			Quantity	Cable mm <sup>2</sup>		
<b>97 90 00</b>	025375	 97 00 215 A	Blade Terminal Sockets, 6.3 x 0.8 mm	25	4 - 6	1391
				25	1.5 - 2.5	
				25	0.5 - 1	
			Round Sockets, Ø 4 mm	25	0.5 - 1	
			Cable Connectors, eye type, Ø 4 mm	25	0.5 - 1	
				25	1.5 - 2.5	
			Cable Connectors, eye type, Ø 5 mm	25	1.5 - 2.5	
				25	4 - 6	
			Cable Connectors, eye type, Ø 6 mm	25	4 - 6	
			Butt Connectors, insulated, red	25	0.5 - 1	
Butt Connectors, insulated, blue	25	1.5 - 2.5				
Round Pin Plugs, Ø 4 mm	25	0.5 - 1				
<b>97 90 21</b>	062134	 97 52 36	Blade Terminal Sockets, 6.3 x 0.8 mm	25	0.5 - 1	1416
				25	1.5 - 2.5	
			Cable Connectors, eye type, Ø 4 mm	25	0.5 - 1	
			Cable Connectors, eye type, Ø 5 mm	25	0.5 - 1	
			Cable Connectors, eye type, Ø 6 mm	25	4 - 6	
			Cable Connectors, eye type, Ø 8 mm	25	4 - 6	
			Cable Connectors, eye type, Ø 4 mm	25	1.5 - 2.5	
			Cable Connectors, eye type, Ø 5 mm	25	1.5 - 2.5	
			Cable Connectors, eye type, Ø 6 mm	25	1.5 - 2.5	
			Butt Connectors, insulated, red	25	0.5 - 1	
Butt Connectors, insulated, blue	25	4 - 6				
Butt Connectors, insulated, yellow	25	1.5 - 2.5				
<b>97 90 22</b>	062141	 97 52 36                      12 42 195	Blade Terminal Sockets, 6.3 x 0.8 mm	25	0.5 - 1	1527
				25	1.5 - 2.5	
			Cable Connectors, eye type, Ø 4 mm	25	0.5 - 1	
			Cable Connectors, eye type, Ø 5 mm	25	0.5 - 1	
			Cable Connectors, eye type, Ø 4 mm	25	1.5 - 2.5	
			Cable Connectors, eye type, Ø 5 mm	25	1.5 - 2.5	
				25	1.5 - 2.5	
				25	4 - 6	
			Cable Connectors, eye type, Ø 8 mm	25	4 - 6	
			Butt Connectors, insulated, red	25	0.5 - 1	
Butt Connectors, insulated, blue	25	1.5 - 2.5				
Butt Connectors, insulated, yellow	25	4 - 6				
<b>97 90 25</b>	076971	 97 22 240	Non-insulated Blade Terminal Sockets 6.3 x 0.8 mm	25	0.5 - 1.5	1150
				25	1 - 2.5	
			Blade Terminal Sockets 6.3 x 0.8 mm	25	0.5 - 1	
				25	1.5 - 2.5	
				25	4 - 6	
			Blade Terminal Plugs 6.3 x 0.8 mm	25	0.5 - 1	
				25	1.5 - 2.5	
			Cable Connectors, eye type Ø 4 mm	25	0.5 - 1	
				25	1.5 - 2.5	
			Butt Connectors, insulated, red	25	0.5 - 1	
Butt Connectors, insulated, blue	25	1.5 - 2.5				
Butt Connectors, insulated, yellow	25	4 - 6				


**Crimp Assortments**  
for cable connectors

**97**  
**90**

**97 90 25**  
with Crimping Pliers 97 22 240

**97 90 26**  
with Crimping Pliers 97 32 240




Article No.	EAN 4003773-	Pliers	Cable Connectors			g
			Quantity	Cable mm <sup>2</sup>		
<b>97 90 26</b>	079521	 97 32 240	Blade Terminal Sockets, 6.3 x 0.8 mm	25	1.5 - 2.5	1420
			Blade Terminal Sockets, 6.3 x 0.8 mm	25	4 - 6	
			Blade Terminal Sockets, 6.3 x 0.8 mm	25	0.5 - 1	
			Cable Connectors, eye type, Ø 4 mm	25	0.5 - 1	
			Cable Connectors, eye type, Ø 4 mm	25	1.5 - 2.5	
			Cable Connectors, eye type, Ø 5 mm	25	1.5 - 2.5	
			Cable Connectors, eye type, Ø 5 mm	25	4 - 6	
			Cable Connectors, eye type, Ø 6 mm	25	4 - 6	
			Butt Connectors, insulated, Red	25	0.5 - 1	
			Butt Connectors, insulated, Blue	25	1.5 - 2.5	
			Round Sockets, Ø 4 mm	25	0.5 - 1	
Round Pin Plugs, Ø 4 mm	25	0.5 - 1				
<b>97 90 00 LE</b>	054009	TANOS MINI-systainer® empty				900






**Cable Connectors**  
DIN 46247


**97**  
**99**

Article No.	EAN 4003773-		Width x Thickness mm <sup>2</sup>	Cable mm <sup>2</sup>	AWG	Colour	
97 99 001	075882	Blade Terminal Sockets, insulated	2.8 x 0.5	0.5 - 1	20 - 17	red	100
97 99 010	075899		4.8 x 0.8	0.5 - 1	20 - 17	red	100
97 99 011	075905		4.8 x 0.8	1.5 - 2.5	15 - 13	blue	100
97 99 020	075912		6.3 x 0.8	0.5 - 1	20 - 17	red	100
97 99 021	075929		6.3 x 0.8	1.5 - 2.5	15 - 13	blue	100
97 99 022	075936		6.3 x 0.8	4 - 6	11 - 10	yellow	100
97 99 030	075943		7.7 x 0.8	1.5 - 2.5	15 - 13	blue	100




Article No.	EAN 4003773-		Width x Thickness mm <sup>2</sup>	Cable mm <sup>2</sup>	AWG	
97 99 050	075950	Plug Connectors, non-insulated	2.8 x 0.8	0.5 - 1	20-17	100
97 99 060	075967		4.8 x 0.8	1.5 - 2.5	16-14	100
97 99 070	075974		6.3 x 0.8	0.5 - 1.5	20-15	100
97 99 071	075981		6.3 x 0.8	1 - 2.5	17-14	100




Article No.	EAN 4003773-		Width x Thickness mm <sup>2</sup>	Cable mm <sup>2</sup>	AWG	Colour	
97 99 090	075998	Flat Pin Accessory Distributors, insulated	6.3 x 0.8	0.5 - 1	20 - 17	red	100
97 99 091	076001		6.3 x 0.8	1.5 - 2.5	15 - 13	blue	100
97 99 092	076018		6.3 x 0.8	4 - 6	11 - 10	yellow	100




Article No.	EAN 4003773-		Width x Thickness mm <sup>2</sup>	Cable mm <sup>2</sup>	AWG	Colour	
97 99 110	076025	Blade Terminal Plugs, insulated	6.3 x 0.8	0.5 - 1	20 - 17	red	100
97 99 111	076032		6.3 x 0.8	1.5 - 2.5	15 - 13	blue	100
97 99 112	076049		6.3 x 0.8	4 - 6	11 - 10	yellow	100



Article No.	EAN 4003773-		Plug Ø mm	Cable mm <sup>2</sup>	AWG	Colour	
97 99 130	076056	Round Sockets, insulated	4	0.5 - 1	20 - 17	red	100
97 99 131	076063		5	1.5 - 2.5	15 - 13	blue	100



Article No.	EAN 4003773-		Plug Ø mm	Cable mm <sup>2</sup>	AWG	Colour	
97 99 150	076070	Round Pin Plugs, insulated	4	0.5 - 1	20 - 17	red	100
97 99 151	076087		5	1.5 - 2.5	15 - 13	blue	100



**97 52 36**



**97 53 04**




**97 22 240**


Cable Connectors

DIN 46247


97  
99

Article No.	EAN 4003773-		Screws Ø mm	Cable mm <sup>2</sup>	AWG	Colour	
97 99 170	076094	Cable Connectors, eye type, insulated	3	0.5 - 1	20 - 17	red	200
97 99 171	076100		4	0.5 - 1	20 - 17	red	200
97 99 172	076117		5	0.5 - 1	20 - 17	red	200
97 99 173	076124		4	1.5 - 2.5	15 - 13	blue	100
97 99 174	076131		5	1.5 - 2.5	15 - 13	blue	100
97 99 175	076148		6	1.5 - 2.5	15 - 13	blue	100
97 99 176	076155		8	1.5 - 2.5	15 - 13	blue	100
97 99 177	076162		5	4 - 6	11 - 10	yellow	100
97 99 178	076179		6	4 - 6	11 - 10	yellow	100
97 99 179	076186		8	4 - 6	11 - 10	yellow	100
97 99 180	076193		10	4 - 6	11 - 10	yellow	100





Article No.	EAN 4003773-		Screws Ø mm	Cable mm <sup>2</sup>	AWG	
97 99 210	076209	Non-insulated Solderless Terminals	3	0.5 - 1	20 - 17	200
97 99 211	076216		4	0.5 - 1	20 - 17	200
97 99 212	076223		5	0.5 - 1	20 - 17	200
97 99 213	076230		4	1.5 - 2.5	15 - 13	100
97 99 214	076247		5	1.5 - 2.5	15 - 13	100
97 99 215	076254		6	1.5 - 2.5	15 - 13	100
97 99 216	076261		8	1.5 - 2.5	15 - 13	100
97 99 217	076278		5	4 - 6	11 - 10	100
97 99 218	076285		6	4 - 6	11 - 10	100
97 99 219	076292		8	4 - 6	11 - 10	100
97 99 220	076308		10	4 - 6	11 - 10	100




Article No.	EAN 4003773-		Cable mm <sup>2</sup>	AWG	Colour	
97 99 250	076315	Heat Shrinkable Butt Connectors	0.5 - 1	20 - 17	red	100
97 99 251	076322		1.5 - 2.5	15 - 13	blue	100
97 99 252	076339		4 - 6	11 - 10	yellow	100



Article No.	EAN 4003773-		Cable mm <sup>2</sup>	AWG	Colour	
97 99 270	076346	Butt Connectors, insulated	0.5 - 1	20 - 17	red	100
97 99 271	076353		1.5 - 2.5	15 - 13	blue	100
97 99 272	076360		4 - 6	11 - 10	yellow	100




Article No.	EAN 4003773-		Cable mm <sup>2</sup>	AWG	mm	
97 99 290	076377	Butt Connectors, non-insulated	0.5 - 1	20 - 17	15	200
97 99 291	076384		1.5 - 2.5	15 - 13	15	200
97 99 292	076391		4 - 6	11 - 10	15	100
97 99 293	076407		10	7	15	100



# Cable Connectors

DIN 46247

97  
99


Article No.	EAN 4003773-		↔ mm	Cable mm <sup>2</sup>	AWG	Colour	
97 99 330	076414	End Sleeves (ferrules) with collar	14	0.5	20	white	200
97 99 331	076421		14	0.75	18	grey	200
97 99 332	076438		14	1	17	red	200
97 99 333	076445		14	1.5	15	black	200
97 99 334	076452		14	2.5	13	blue	200
97 99 335	076469		17	4	11	grey	200
97 99 336	076476		20	6	10	yellow	100
97 99 337	076483		22	10	7	red	100
97 99 338	076490		24	16	5	blue	100
97 99 339	076506		30	25	3	yellow	50
97 99 350	076513		End Sleeves (ferrules) with collar	16	0.5	20	white
97 99 351	076520	16		0.75	18	grey	200
97 99 352	076537	16		1	17	red	200
97 99 353	076544	16		1.5	15	black	200
97 99 354	076551	16		2.5	13	blue	200
97 99 355	076568	20		4	11	grey	200
97 99 356	076575	26		6	10	yellow	100
97 99 357	076582	28		10	7	red	100
97 99 358	076599	28		16	5	blue	100
97 99 359	076605	32		25	3	yellow	50



97 99 336




97 99 353

Article No.	EAN 4003773-		↔ mm	Cable mm <sup>2</sup>	AWG	Colour	
97 99 370	076612	Twin wire-end ferrules, with plastic collar	15	2 x 0.5	2 x 20	white	200
97 99 371	076629		16	2 x 0.75	2 x 18	grey	200
97 99 372	076636		15	2 x 1	2 x 17	red	200
97 99 373	076643		18	2 x 1.5	2 x 15	black	200
97 99 374	076650		18	2 x 2.5	2 x 13	blue	100
97 99 375	076667		23	2 x 4	2 x 11	grey	100
97 99 376	076674		26	2 x 6	2 x 10	yellow	50
97 99 377	076681		24	2 x 10	2 x 7	red	50
97 99 378	076698		29	2 x 16	2 x 5	blue	25



97 99 374

Article No.	EAN 4003773-		↔ mm	Cable mm <sup>2</sup>	AWG	
97 99 390	076704	Non-insulated End Sleeves (ferrules)	6	0.50	20	200
97 99 391	076711		6	0.75	18	200
97 99 392	076728		6	1	17	200
97 99 393	076735		7	1.5	15	200
97 99 394	076742		7	2.5	13	200
97 99 395	076759		9	4	11	200
97 99 396	076766		12	6	10	100
97 99 397	076773		12	10	7	100
97 99 398	076780		12	16	5	100
97 99 399	076797		12	25	3	50



97 99 390





MADE IN GERMANY

DO NOT CUT STEEL

KNIPLEX

Insulated Tools

100012



8 3 3 3 20

Keine M...

Pliers	196
Precision Tweezers	208
Cable Shears	208
Cable Cutters	211
Crimping Pliers	213
Wrenches	214
Screwdrivers	216
Hexagon Sockets	220
Cable Knives	222
Insulated Pliers of plastic	224
Insulating Clamp from plastic	224
Plastic Slip-On Caps	225
Self-Clamping Slip-On Caps	225
Electricians' Gloves	225
Insulating Mats	225
PUK® Junior Hacksaw	226
Tool Kits	226







Testing dielectric strength, subjecting each pair of pliers to a load of 10,000 V AC.

## Insulated tools are a matter of trust

Professionals trust their tools. This trust is vital when working on electrical installations. In this case, the electrician holding the pliers is also holding his life in his hands. Our insulated tools therefore not only meet statutory requirements, but also offer the greatest possible safety, reliability and performance.







Testing the adhesion of the insulating coating at 500 N.



Pressure test at 70°C.



Low temperature impact test at -25°C.



Testing the electrical insulating properties.

### Regulated by standards

Only trained professionals are allowed to work on live installations. Such work is subject to strict occupational health and safety standards such as the German DIN VDE 0105 and the international EN 50110 and IEC 60364. In each case they must deploy special tools that have been specifically manufactured and tested for this work. Which requirements have to be met by tools used in live work is determined by DIN EN / IEC 60900. KNIPEX tools which bear the special mark **⚡ 1000 V** are approved for work up to 1000 V AC.

### Guaranteed individually checked

Every insulated tool undergoes, one by one, a dielectric strength at 10,000 V AC before we sell it. This means that work in the area up to 1,000 V AC has a safety buffer of ten times the permitted maximum limit. Other procedures check the reliability of the insulation towards heat, cold, tensile and impact force. In addition to the KNIPEX quality assurance team, external institutes and test centres such as the VDE guarantee that all VDE criteria have been satisfied. We go through this effort to safeguard the user. He trusts his well-being with our pliers, day in and day out. In return we want to give him the best possible safety at all times. We stand by this responsibility with our name on the insulation of KNIPEX tools.

### Strong beneath the insulation

The insulation provides safety when handling electrical installations, but it does not cut, grip or crimp. The mechanical properties of the basic tool, such as cutting performance, precision and stability, therefore style part of the overall quality of insulated tools.

With our insulated pliers, users can depend on the quality and durability of products from KNIPEX production. For assembly tools insulated by us, we use basic tools from tried and tested suppliers whose quality we subject to regular, stringent checks. The expert can rely on this double dependability of tool and insulation.

Always comply with the currently valid regulations and observe the SAFETY INSTRUCTIONS given below:

- > Insulated tools must be transported in a manner that will prevent any damage to the insulation.
- > Check before every use whether the insulation is damaged in any way, defective tools must be discarded.
- > Always keep your insulated tools clean and dry.
- > Wear protective goggles when working with cutting nippers or working overhead.
- > Always wear goggles or a facial mask when working on live equipment.
- > Make sure the workplace is clean and orderly, particularly when you are working on live installations.
- > Wear protective clothing and use SAFETY equipment (e.g. insulating gloves, insulating mats, protective covers) especially in confined working spaces.
- > Use only a tool with suitable dimensions. That will prevent slipping on the workpiece and unintentional contact with non-insulated parts.
- > Make sure that detached parts or cut-off ends of conductors do not fall onto live parts.

### Combination Pliers

Chrome plated Vanadium  
DIN ISO 5746 IEC 60900 DIN EN 60900

01

- > for heaviest duty
- > with gripping zones for flat and round material, suitable for versatile use
- > with cutting edges for soft, hard and piano wire long cutting edges for thicker cables
- > cutting edges additionally induction hardened, cutting edge hardness approx. 64 HRC
- > particularly wear resistant gripping jaws; hardness of the gripping jaws approx. 53 HRC
- > Chrome vanadium heavy-duty steel, forged, multi stage oil-hardened



01 06 190  
1000V

Article No.	EAN 4003773-	↔ mm		Pliers	Handles	Cutting capacities				g
						Ø mm	Ø mm	Ø mm	mm <sup>2</sup>	
01 06 160	040729	160		chrome plated	insulated with multi-component grips, VDE-tested	2.0	1.5	10.0	16	201
01 06 190	040415	190				2.5	2.0	13.0	25	320

### High Leverage Combination Pliers

DIN ISO 5746 IEC 60900 DIN EN 60900

02

- > 35% less effort required than with conventional combination pliers easier work due to optimised leverage
- > with cutting edges (hardness approx. 63 HRC) for soft and hard wire and piano wire
- > long cutting edges for thicker cables
- > with gripping zones for flat and round material, suitable for versatile use
- > High-grade special tool steel, forged, multi stage oil-hardened



02 06 180  
1000V



02 07 225  
1000V

Article No.	EAN 4003773-	↔ mm		Pliers	Handles	Cutting capacities				g
						Ø mm	Ø mm	Ø mm	mm <sup>2</sup>	
02 06 180	010012	180		chrome plated	insulated with multi-component grips, VDE-tested	2.5	2.0	11.5	16	247
02 06 200	010029	200				2.8	2.2	13.0	25	343
02 06 225	010036	225				3.0	2.5	14.0	25	401
02 07 200	022299	200		chrome plated	with dipped insulation, VDE-tested	2.8	2.2	13.0	25	380
02 07 225	022305	225				3.0	2.5	14.0	25	486

## Combination Pliers

DIN ISO 5746 IEC 60900 DIN EN 60900

03

- > with gripping zones for flat and round material, suitable for versatile use
- > with cutting edges for soft and hard wire
- > long cutting edges for thicker cables
- > cutting edges additionally induction hardened, cutting edge hardness approx. 60 HRC
- > Special tool steel, forged, multi stage oil-hardened



03 06 180  
 ⚠ 1000 V



03 07 200  
 ⚠ 1000 V

Article No.	EAN 4003773-	↔ mm	Pliers	Handles	Cutting capacities				⚖ g	
					⊘ mm	⊘ mm	⊘ mm	mm <sup>2</sup>		
03 06 160	021902	160	chrome plated	insulated with multi-component grips, VDE-tested	3.1	2.0	10.0	16	228	
03 06 180	021926	180			⚠ 1000 V	3.4	2.2	12.0	16	264
03 06 200	033776	200			3.8	2.5	13.0	16	326	
03 07 160	015307	160	chrome plated	with dipped insulation, VDE-tested	3.1	2.0	10.0	16	254	
03 07 180	015314	180			⚠ 1000 V	3.4	2.2	12.0	16	285
03 07 200	015321	200			3.8	2.5	13.0	16	339	
03 07 250	015345	250			3.8	2.5	15.0	25	597	

## Needle-Nose Combination Pliers

DIN ISO 5746

08

### Small High Leverage Combination Pliers with pointed jaw. For all common installation and repair work.

Handy use when working in confined areas thanks to slim head design and pointed jaws (anti-twist)



Gripping surfaces with special convex contour on one side for secure gripping of flat parts

Milled groove in the gripping area permits small parts such as nails, pins and bolts to be held and pulled

- > the reliable and diverse combination pliers when out and about
- > easy cutting thanks to the high leverage joint
- > with cutting edges for soft, medium-hard and hard wire
- > long service life and stable tips
- > High-grade special tool steel, forged, multi stage oil-hardened



08 26 145  
 ⚠ 1000 V



Article No.	EAN 4003773-	↔ mm	Pliers	Handles	Cutting capacities				⚖ g
					⊘ mm	⊘ mm	⊘ mm	⊘ mm <sup>2</sup>	
08 26 145	079361	145	chrome plated	insulated with multi-component grips, VDE-tested	3.0	2.0	8.0	16	154



## Insulation Strippers

IEC 60900 DIN EN 60900

11

- > for single, multiple and fine stranded conductors with plastic or rubber insulation max. 5.0 mm dia. or resp. 10 mm<sup>2</sup> cable cross section
- > easy adjustment to the required diameter of solid or stranded wire with knurled screw and lock nut
- > Special tool steel, forged, oil-hardened



11 06 160  
 ⚡ 1000 V




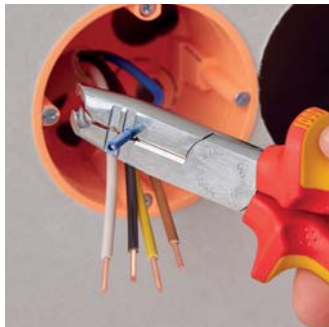
11 07 160  
 ⚡ 1000 V

Article No.	EAN 4003773-	↔ mm		Pliers	Handles	Stripping capacities Ø mm	Stripping capacities mm <sup>2</sup>	AWG	⚖ g
11 06 160	021933	160	⚡ 1000 V	chrome plated	insulated with multi-component grips, VDE-tested	5.0	10	7	166
11 07 160	015499	160	⚡ 1000 V	chrome plated	with dipped insulation, VDE-tested	5.0	10	7	180
11 17 160	015505	160	⚡ 1000 V	chrome plated	with dipped insulation, VDE-tested	5.0	10	7	181

## Dismantling Pliers

DIN ISO 5743

13



### Multifunctional – cutting, dismantling and stripping with one pair of pliers.

For time-saving dismantling and stripping of all common round and damp-proof installation cables (e.g. NYM cable)

Simplified access especially to deep mounted flush sockets thanks to slim head design and optimally angled cable sheath cutter

Strip cables easily and without damage thanks to circular cutting edge with depth limit

- > suitable for universal use: precision wire stripping holes for conductors from 1.5 and 2.5 mm<sup>2</sup>
- > with diagonal cutters for cutting and trimming conductors, wires, small screws and nails
- > all cutters additionally induction hardened to approx. 61 HRC for high wear resistance
- > 30% lighter than comparable pliers
- > Vanadium steel, forged, multi stage oil-hardened



13 46 165  
 ⚡ 1000 V

Article No.	EAN 4003773-	↔ mm		Pliers	Handles	Dismantling capacities Ø mm	Stripping capacities Ø mm <sup>2</sup>	⊙ mm	⊙ mm	⚖ g
13 46 165	079910	165	⚡ 1000 V	chrome plated	insulated with multi-component grips, VDE-tested	8 - 13	1.5 / 2.5	3.2	2.2	190

## Diagonal Insulation Stripper

IEC 60900 DIN EN 60900

14

With long cutting edges

High cutting capacity due to high leverage joint

- > precision stripping holes for single conductors of 1.5 and 2.5 mm<sup>2</sup>
- > convenient cutting of NYM cables up to 5 x 2.5 mm<sup>2</sup>
- > long tips for ultra fine cutting work also in confined areas
- > induction hardened precision blades, cutting edge hardness approx. 60 HRC
- > Vanadium steel, forged, multi stage oil-hardened



14 26 160

1000V



Article No.	EAN 4003773-	↔ mm	Pliers	Handles	Stripping capacities mm <sup>2</sup>	AWG	Cutting capacities		 g
							 Ø mm	 Ø mm	
14 26 160	040279	160	chrome plated	insulated with multi-component grips, VDE-tested	1.5 + 2.5	15 + 13	2.5	1.5	216

## Round Nose Pliers

DIN ISO 5745 IEC 60900 DIN EN 60900

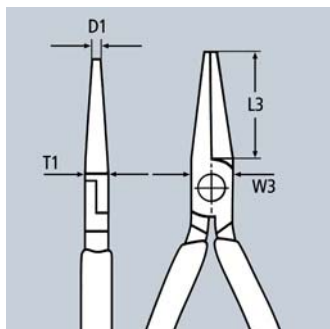
22

- > for bending wire loops
- > precision ground, short, round jaws
- > smooth tips
- > Chrome vanadium electric steel, forged, oil-hardened



22 06 160

1000V



Article No.	EAN 4003773-	↔ mm	Pliers	Handles	Dimensions				 g
					L3 mm	W3 mm	D1 mm	T1 mm	
22 06 160	033790	160	chrome plated	insulated with multi-component grips, VDE-tested	30.0	18.0	3.0	9.5	175

## Pliers for Electrical Installation

IEC 60900 DIN EN 60900

13

### The all-rounder for professionals

Multifunctional pliers for the electrical installation; to grip flat and round material, for bending, deburring, cutting cable, stripping and crimping end sleeves (ferrules)

6 functions in one pair of pliers

- > smooth surfaces near the tips grip single cores without damaging them; serrated gripping surfaces and pipe grip for gripping flat and round material
- > clear-cut outside edge on the jaw for working on flush-mounted junction boxes and deburring feed-through holes
- > stripping holes for conductors of 0.75 - 1.5 mm<sup>2</sup> and 2.5 mm<sup>2</sup> crimp die for wire-end ferrules 0.5 - 2.5 mm<sup>2</sup>
- > cable shears with (induction-hardened) precision cutting edges for copper and aluminium cables up to 5 x 2.5 mm<sup>2</sup> / dia. 15 mm
- > slim dimensions for easy access
- > bolted joint: precise, zero backlash operation of pliers
- > High-grade special tool steel, forged, multi stage oil-hardened



13 86 200



13 96 200



13 96 200

in case of models with opening spring integrated in the joint, the activated locking lever keeps the cutting edges closed while other functions remain active; the intelligent latching mechanism enables you to ,grip' without opening the pliers. The cutting edge remains closed and protected.

Product video

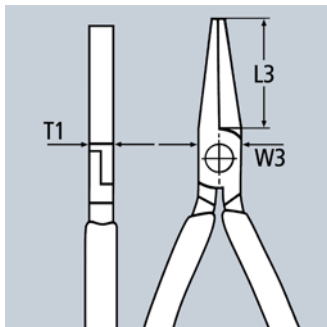


Article No.	EAN	↔ mm	Pliers	Handles	Cutting capacities		Stripping capacity for cross-sections mm <sup>2</sup>	Capacity mm <sup>2</sup>	⚖ g
					Ø mm	mm <sup>2</sup>			
13 86 200	4003773-075097	200	chrome plated	insulated with multi-component grips, VDE-tested	15	50	0.75 - 1.5 / 2.5	0.5 - 2.5	280
13 96 200	075110	200	chrome plated	insulated with multi-component grips, VDE-tested	15	50	0.75 - 1.5 / 2.5	0.5 - 2.5	280

## Flat Nose Pliers

DIN ISO 5745 IEC 60900 DIN EN 60900

20



- > short, flat jaws
- > knurled gripping surfaces
- > Chrome vanadium electric steel, forged, oil-hardened



20 06 160



Article No.	EAN	↔ mm	Pliers	Handles	Dimensions			
					L3 mm	W3 mm	T1 mm	⚖ g
20 06 160	033783	160	chrome plated	insulated with multi-component grips, VDE-tested	30.0	17.0	9.5	176



## Snipe Nose Side Cutting Pliers

(Radio Pliers)

DIN ISO 5745 IEC 60900 DIN EN 60900

25

- > suitable for finer gripping and cutting work
- > pointed, half-round jaws
- > knurled gripping surfaces
- > with cutting edges for medium hard and hard wire
- > cutting edges additionally induction hardened, cutting edge hardness approx. 61 HRC
- > Vanadium steel, forged, multi stage oil-hardened



25 06 160  
 1000 V



25 26 160  
 1000 V

Article No.	EAN 4003773-	↔ mm		Pliers	Handles	Cutting capacities		Dimensions						
						● Ø mm	● Ø mm	L3 mm	L4 mm	W3 mm	T1 mm	W4 mm	T2 mm	g
25 06 160	033806	160		chrome plated	insulated with multi-component grips, VDE-tested	2.5	1.6	50.0		16.5	9.0	3.0	2.5	146
25 26 160	052111	160		chrome plated	insulated with multi-component grips, VDE-tested	2.5	1.6	50.0	23.0	16.5	9.0	3.0	2.5	144

## Snipe Nose Side Cutting Pliers

(Stork Beak Pliers)

DIN ISO 5745 IEC 60900 DIN EN 60900

26

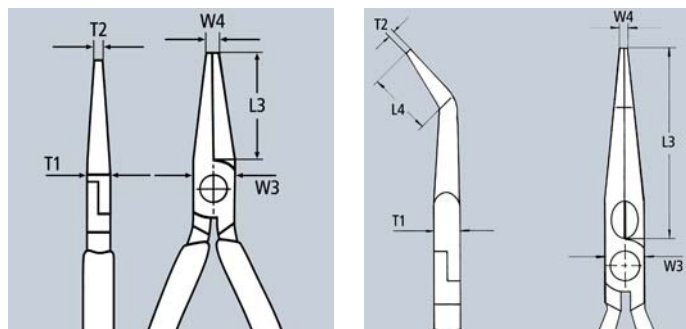
- > high loadable, elastic precision points
- > half-round, long jaws
- > knurled gripping surfaces
- > with cutting edges for medium hard wire max. dia. 3.2 mm and hard wire max. dia. 2.2 mm
- > cutting edges additionally induction hardened, cutting edge hardness approx. 61 HRC
- > Vanadium steel, forged, multi stage oil-hardened



26 16 200  
 1000 V



26 27 200  
 1000 V



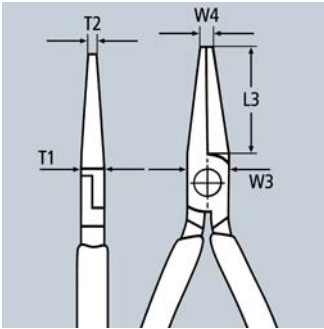
Article No.	EAN 4003773-	↔ mm		Pliers	Handles	Cutting capacities		Dimensions						
						● Ø mm	● Ø mm	L3 mm	L4 mm	T1 mm	W3 mm	W4 mm	T2 mm	g
26 16 200	022831	200		chrome plated	insulated with multi-component grips, VDE-tested	3.2	2.2	73.0		9.5	17.5	3.0	2.5	206
26 17 200	016069	200		chrome plated	with dipped insulation, VDE-tested	3.2	2.2	73.0		9.5	17.5	3.0	2.5	212
26 26 200	022855	200		chrome plated	insulated with multi-component grips, VDE-tested	3.2	2.2	73.0	23.0	9.5	17.5	3.0	2.5	204
26 27 200	016090	200		chrome plated	with dipped insulation, VDE-tested	3.2	2.2	73.0	23.0	9.5	17.5	3.0	2.5	220

## Long Nose Pliers

DIN ISO 5745 IEC 60900 DIN EN 60900

30

- > heavy duty and wear resisting
- > different jaw styles
- > Chrome vanadium electric steel, forged, oil-hardened



**Style 1**  
long, trapezoidal jaws; knurled gripping surfaces

**Style 3**  
long, round jaws; smooth gripping surfaces



30 16 160

Article No.	EAN 4003773-	↔ mm		Style	Pliers	Handles	Dimensions					g
							L3 mm	W3 mm	T1 mm	W4 mm	T2 mm	
30 16 160	001904	160		1	chrome plated	insulated with multi-component grips, VDE-tested	46.5	16.5	9.5	3.0	5.0	150
30 36 160	002123	160		3	chrome plated	insulated with multi-component grips, VDE-tested	41.0	16.5	9.5	5.0	2.5	141

## Diagonal Cutters

DIN ISO 5749 IEC 60900 DIN EN 60900

70

- > the indispensable diagonal cutter for all-round use
- > high quality material and precise workmanship for long service life
- > precision cutting edges for soft and hard wire
- > clean cutting of thin copper wires, also at the cutting-edge tips
- > cutting edges additionally induction hardened, cutting edge hardness approx. 62 HRC
- > narrow head style for use in confined areas
- > Vanadium steel, forged, multi stage oil-hardened



70 06 180



70 07 180

Article No.	EAN 4003773-	↔ mm		Pliers	Handles	Cutting capacities			g
						Ø mm	Ø mm	Ø mm	
70 06 125	018124	125		chrome plated	insulated with multi-component grips, VDE-tested	3.0	2.3	1.5	121
70 06 140	040293	140				4.0	2.5	1.8	160
70 06 180	033813	180				4.0	3.0	2.5	254
70 07 180	018179	180		chrome plated	with dipped insulation, VDE-tested	4.0	3.0	2.5	269



70-160

MADE IN  
GERMANY



# Diagonal Cutters

DIN ISO 5749 IEC 60900 DIN EN 60900

70

**NEW**

The next generation of the **KNIPEX classic**, with even better features:

20% higher cutting force than the previous model, plus longer cutting edges

High cutting force due to optimum cutting geometry and transmission ratio

- > strong precision rivet for even movement and long service-life
- > high-precision cutting edges: additionally induction hardened, cutting-edge hardness approx. 62 HRC
- > narrow head with long cutting edges: good access also in confined areas
- > long tool life and high loading capacity
- > the essential diagonal cutters for diverse use
- > Vanadium steel, forged, multi stage oil-hardened



70 06 160  
 ⚠️ 1000 V  









70 07 160  
 ⚠️ 1000 V  



70 26 160  
 ⚠️ 1000 V  



Cuts thin Cu wire accurately, also at the cutting-edge tips

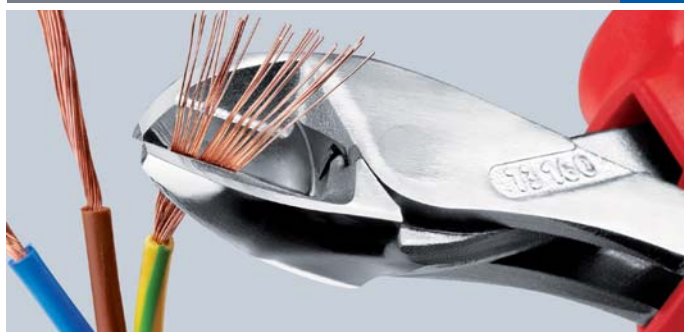
Article No.	EAN 4003773-	↔ mm		Pliers	Handles	Cutting capacities			⚖️ g
						⊘ mm	⊘ mm	⊘ mm	
70 06 160	021995	160	⚠️ 1000 V  	chrome plated	insulated with multi-component grips, VDE-tested	4.0	3.0	2.0	216
70 07 160	018155	160	⚠️ 1000 V  	chrome plated	with dipped insulation, VDE-tested	4.0	3.0	2.0	227
70 26 160	018223	160	⚠️ 1000 V  	chrome plated	insulated with multi-component grips, VDE-tested	4.0			216

## KNIPEX X-Cut®

Compact Diagonal Cutters

DIN ISO 5749 IEC 60900 DIN EN 60900

73



### Powerful, light and universal

Cuts precisely finest strands as well as multi-core cables and piano wires

- > box-joint design: highest stability with low weight
- > doubly supported joint axis for heaviest duty
- > high cutting capacity with very little effort thanks to the optimum co-ordination of cutting-edge angle and leverage ratio
- > large opening width for thicker cables
- > cuts precisely, even through fine copper wires
- > compact, low-weight construction
- > universally usable, in the assembly, maintenance and production
- > Chrome vanadium heavy-duty steel, forged, multi stage oil-hardened

Product video



# X-Cut®

**40% less effort required**

compared to standard diagonal cutters of the same length. With double mounted hinged joint.



73 06 160

1000 V

Article No.	EAN 4003773-	↔ mm	Pliers	Handles	Cutting capacities					g
					Ø mm	Ø mm	Ø mm	Ø mm	Ø mm	
73 06 160	075141	160	chrome plated	insulated with multi-component grips, VDE-tested	4.8	3.8	2.7	2.2	12.0	175

## High Leverage Diagonal Cutters

DIN ISO 5749 IEC 60900 DIN EN 60900

74

- > with integrated forged axle for heaviest duty
- > suitable for all types of wire including piano wire
- > high cutting performance with minimum effort due to optimum co-ordination of the cutting edge angle and transmission ratio
- > precision cutting edges additionally induction-hardened, cutting edge hardness approx. 64 HRC
- > Chrome vanadium heavy-duty steel, forged, multi stage oil-hardened

### Length 250 mm

the 250-mm-long diagonal cutter is suitable for copper conductors up to 16 mm<sup>2</sup> and aluminium conductors up to 35 mm<sup>2</sup>



74 06 200

1000 V



74 07 200

1000 V

**20% less effort required**

compared to conventional diagonal cutters of the same length. With integrated forged joint axle.


Article No.	EAN 4003773-	↔ mm	Pliers	Handles	Cutting capacities			g
					Ø mm	Ø mm	Ø mm	
74 06 160	040705	160	chrome plated	insulated with multi-component grips, VDE-tested	3.4	2.5	2.0	215
74 06 180	022985	180			3.8	2.7	2.2	280
74 06 200	033820	200			4.2	3.0	2.5	308
74 06 250	041955	250			4.6	3.5	3.0	453
74 07 200	018414	200	chrome plated	with dipped insulation, VDE-tested	4.2	3.0	2.5	328
74 07 250	018421	250			4.6	3.5	3.0	510

## Pliers Wrench

insulated  
IEC 60900 DIN EN 60900

86  
07

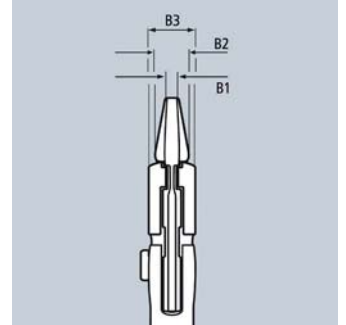

- > pliers and a wrench in a single tool
- > also excellent for gripping, holding, pressing and bending workpieces  
zero backlash jaw pressure prevents damage to edges of sensitive and soft nuts (Cu)
- > with scale for presetting the opening width apart from the workpiece
- > no unintentional shift of the gripping jaws and no slipping of the joint
- > parallel jaws give a more solid grip; the construction gives infinite adjustment of all widths up to the specified maximum size
- > the action of the jaws allows quick tightening and release of bolted connections using the ratchet principle
- > lever transmission greater than 10 : 1 for strong gripping power
- > Chrome vanadium electric steel, forged, oil-hardened



86 07 250  
⚡ 1000 V



Scale for setting the opening width, apart from the workpiece



Article No.	EAN 4003773-	↔ mm	⚡ 1000 V	Pliers	Handles	 Inch	 mm	Adjustment positions	Dimensions			 g
									B1 mm	B2 mm	B3 mm	
86 07 250	065067	250		chrome plated	with dipped insulation, VDE-tested	1 3/4	46	17	8.0	8.0	14	615

## KNIPLEX Alligator®

Water Pump Pliers  
DIN ISO 8976 IEC 60900 DIN EN 60900

88


- > more output and comfort compared to conventional water pump pliers of the same length: 9-notch adjustment positioning for 30% more gripping capacity
- > good access to the workpiece due to slim size in the head and joint area
- > self-locking on pipes and nuts: no slipping on the workpiece and low handforce required
- > gripping surfaces with special hardened teeth, teeth hardness approx. 61 HRC: low wear and stable gripping
- > box-joint design: high stability because of the double guide guard prevents operators' fingers being pinched
- > Chrome vanadium electric steel, forged, multi stage oil-hardened



88 06 250  
⚡ 1000 V



88 07 250  
⚡ 1000 V



# Alligator®

Article No.	EAN 4003773-	↔ mm	⚡ 1000 V	Pliers	Handles	 Ø Inch	 Ø mm	 mm	Adjustment positions	 g
88 07 250	019343	250		chrome plated	with dipped insulation, VDE-tested	2	50	46	9	420
88 07 300	022350	300		chrome plated	with dipped insulation, VDE-tested	2 3/4	70	60	9	661



## KNIPEX Cobra® VDE

Hightech Water Pump Pliers, insulated  
DIN ISO 8976 IEC 60900 DIN EN 60900

87  
26

- > adjustment by shifting one jaw directly on to the workpiece: fast, reliable and comfortable handling
- > opening at the touch of a button apart from the workpiece
- > fine adjustment to fit very different workpiece sizes with a comfortable handle position
- > good access to the workpiece due to slim size in the head and joint area
- > self-locking on pipes and nuts: no slipping on the workpiece and low handforce required
- > gripping surfaces with special hardened teeth, teeth hardness approx. 61 HRC: low wear and stable gripping
- > box-joint design: high stability because of the double guide
- > guard prevents operators' fingers being pinched
- > Chrome vanadium electric steel, forged, multi stage oil-hardened



87 26 250

⚡ 1000V



# Cobra®



Quick setting without using a push-button



Just push the pliers handle to adjust!



# ⚡ 1000V

The adjustment procedure to adapt to the workpiece is easy and reliable with the KNIPEX Cobra® VDE: place the upper gripping jaw of the opened pliers on the workpiece, push pliers handle to close, done!

Article No.	EAN	↔ mm		Pliers	Handles	∅ Inch	∅ mm	∅ mm	Adjustment positions	g
87 26 250	071495	250	⚡ 1000V	chrome plated	insulated with multi-component grips, VDE-tested	2	50	46	24	340

## Precision Tweezers

IEC 60900 DIN EN 60900

92

- > tested according to IEC 60900
- > with dipped insulation
- > nickel plated
- > Spring steel, high-strength

### 92 27 61

for ultra fine mounting work; extra fine tips; straight pattern; gripping surfaces matt finished for optimum grip

### 92 27 62

straight pattern; gripping surfaces with fine transverse serration

### 92 37 64

angled tips; gripping surfaces with fine transverse serration

### 92 67 63

straight pattern; knurled gripping surfaces



92 27 61  
 1000 V



92 27 62  
 1000 V



92 37 64  
 1000 V 45°



92 67 63  
 1000 V

Article No.	EAN 4003773-	↔ mm		Finish	g
92 27 61	054757	130	1000 V	with dipped insulation	32
92 27 62	054764	150	1000 V	with dipped insulation	35
92 37 64	054856	150	1000 V 45°	with dipped insulation	34
92 67 63	054931	145	1000 V	with dipped insulation	43

## Cable Shears

IEC 60900 DIN EN 60900

95  
0

- > for copper single conductors up to 16 mm<sup>2</sup>, multiple stranded wires up to 50 mm<sup>2</sup>, fine stranded up to 70 mm<sup>2</sup> and aluminium conductors multiple stranded wires up to 70 mm<sup>2</sup>
- > easy cutting with one-hand operation due to high transmission ratio
- > not suitable for steel wire and hard drawn copper conductors
- > precision ground, hardened blades
- > no crushing, slight deformation of the cable only
- > with guard
- > adjustable bolted joint
- > shears body: surgical steel, stainless, vacuum-hardened
- > handles: plastic, impact-proof



95 06 230  
 1000 V

Article No.	EAN 4003773-	↔ mm		Head	Handles	Cutting capacities			g
						Ø mm	mm <sup>2</sup>	AWG	
95 06 230	006305	230	1000 V	polished	plastic insulated, VDE-tested	16	50	1/0	274

## Cable Shears

IEC 60900 DIN EN 60900

95

- > for cutting copper and aluminium single conductors as well as multiple stranded cables
- > not suitable for steel wire and hard drawn copper conductors
- > precision ground, hardened blades
- > clean and smooth cut without crushing and deformation
- > easy cutting with one-hand operation
- > guard prevents operators' fingers being pinched
- > adjustable bolted joint, self-retaining screw
- > High-grade special tool steel, forged, oil-hardened

### Style 2

internal opening spring, protected and captive



Cut performed with a Diagonal Cutter:  
high effort required, inaccurate cut,  
considerable deforming and crushing  
of the cable
















Cut performed with a Cable Shear:  
easy, clean cut without any deformation  
of the cable



95 16 165  
⚠ 1000 V    



95 26 165  
⚠ 1000 V    

Article No.	EAN 4003773-	↔ mm	⚠ 1000 V    	Style	Tool	Handles	Cutting capacities			⚖ g
							Ø mm	mm <sup>2</sup>	AWG	
95 16 165	039648	165	⚠ 1000 V    	1	chrome plated	insulated with multi-component grips, VDE-tested	15	50	1/0	262
95 26 165	069980	165	⚠ 1000 V     	2	chrome plated	insulated with multi-component grips, VDE-tested	15	50	1/0	275



## Cable Shears

with twin cutting edge

IEC 60900 DIN EN 60900

95  
1



Initial cut: using the front cutting edge to cut the insulating sheath on larger cable diameters leaves an ergonomic handle opening width.



Final cut: after cutting the sheath in the front profile the conductors in the rear part are cut. Initial cut in the front profile, final cut in the rear profile – to keep it as easy as possible.

- > for cutting copper and aluminium cables
- > not suitable for steel wire and hard drawn copper conductors
- > precision ground, hardened blades
- > clean and smooth cut without crushing and deformation
- > easy cutting with one-hand operation
- > by dividing the cutting actions into initial cut (insulating sheath in the front cutting area) and final cut (conductor in the back cutting area), cables up to Ø 20 mm can be cut in one-hand operation
- > less effort required due to favourable lever ratio and optimised cutting-edge geometry
- > guard prevents operators' fingers being pinched
- > adjustable bolted joint, self-retaining screw
- > High-grade special tool steel, forged, oil-hardened



95 16 200



95 17 200

Article No.	EAN 4003773-	↔ mm	Tool	Handles	Cutting capacities			g
					Ø mm	mm <sup>2</sup>	AWG	
95 16 200	026761	200	chrome plated	insulated with multi-component grips, VDE-tested	20	70	2/0	340
95 17 200	026952	200	chrome plated	with dipped insulation, VDE-tested	20	70	2/0	360

## Cable Shears

IEC 60900 DIN EN 60900

95  
1



Large cutting capacity: max. 27 mm dia. / 150 mm<sup>2</sup>

- > for cutting copper and aluminium single conductors as well as multiple stranded cables
- > not suitable for steel wire and wire ropes precision ground, hardened blades
- > clean and smooth cut without crushing and deformation
- > less effort required due to favourable lever ratio and optimised cutting-edge geometry
- > short design, length only 500 mm
- > low weight
- > guard prevents operators' fingers being pinched
- > adjustable bolted joint
- > Cutter head: vanadium electric steel, forged, oil-hardened
- > handles: aluminium tube, high-strength



95 17 500

Article No.	EAN 4003773-	↔ mm	Head	Handles	Cutting capacities			g
					Ø mm	mm <sup>2</sup>	AWG	
95 17 500	026785	500	polished	with dipped insulation, VDE-tested	27	150	5/0	1477

## Cable Shears

IEC 60900 DIN EN 60900

95  
2

- > for cutting copper and aluminium single conductors as well as multiple stranded cables
- > not suitable for steel wire and wire ropes
- > precision ground, hardened blades
- > clean and smooth cut without crushing and deformation
- > favourable lever ratio due to toggle lever
- > guard prevents operators' fingers being pinched
- > adjustable bolted joint
- > bolted cutter head, replaceable
- > cutter head: high-grade chrome vanadium electric steel, forged, oil-hardened
- > handles: steel tube



95 27 600

Article No.	EAN 4003773-	↔ mm	Tool	Head	Handles	Cutting capacities		AWG	⚖ g
						∅ mm	mm <sup>2</sup>		
95 27 600	021797	600		polished	with dipped insulation, VDE-tested	27	150	5/0	2301
95 29 600	021803	Spare cutter head for 95 21 600 / 95 27 600							

## Cable Cutters

ratchet action

IEC 60900 DIN EN 60900

95  
3

- > for cutting copper and aluminium single conductors as well as multiple stranded cables
- > not suitable for steel wire and wire ropes
- > precision ground, hardened blades
- > clean and smooth cut without crushing and deformation
- > one-hand operation using ratchet principle
- > little handforce required due to very high transmission ratio
- > two-stage ratchet drive for easy cutting
- > simple handling as a result of low weight and compact design – can be used even in confined areas
- > guard prevents operators' fingers being pinched
- > High-grade special tool steel, forged, oil-hardened



95 36 250



95 36 280



Ratchet principle and two-stage ratchet drive for easier cutting

Product video  
95 36 250



Product video  
95 36 280



95 36 280  
 suitable for aluminium sector cable up to 4 x 150 mm<sup>2</sup>

Article No.	EAN 4003773-	↔ mm	Tool	Handles	Cutting capacities		MCM	⚖ g
					∅ mm	mm <sup>2</sup>		
95 36 250	026884	250		insulated with multi-component grips, VDE-tested	32	240	500	652
95 36 280	026891	280		insulated with multi-component grips, VDE-tested	52	380	750	835
95 39 250	022244	Movable spare blade for 95 31 250 / 95 36 250						
95 39 280	025283	Movable spare blade for 95 31 280 / 95 36 280						

## Cable Cutter

ratchet principle, 3-stage  
IEC 60900 DIN EN 60900

95  
3

**Sturdy. Easy to use. Stable.**  
**Innovative ratchet-drive**  
**For cable up to 60 mm diameter**

- > easy handling due to low weight (830 g) and compact construction (320 mm length) – also usable in confined areas
- > cutting through copper and aluminium cables with diameters of up to 60 mm in one-hand and two-hand operation
- > hardened cutting edges, precisely ground, cut smoothly and neatly without crushing
- > for cutting copper and aluminium single conductors as well as multiple stranded cables (not suitable for steel wire and wire ropes)
- > innovative three-stage ratchet-drive with high leverage for easy cutting in one-hand and two-hand operation
- > fixed handle with support area for putting down the pliers when cutting
- > High-grade special tool steel, forged, oil-hardened




95 36 320

Article No.	EAN 4003773-	↔ mm		Tool	Handles	Cutting capacities		MCM	g
						Ø mm	mm <sup>2</sup>		
95 36 320	075189	320		black atramentized	insulated with multi-component grips, VDE-tested	60	600	1200	830
95 39 320 01	075714	Pivot cutter repair kit for 95 32 320 and 95 36 320							
95 39 320 02	075721	Fixed cutter repair kit for 95 32 320 and 95 36 320							

## Cable Cutter

ratchet action  
for steel wire armoured cables (SWA cable)

95  
36



Precision milled and induction hardened cutting edge

Product video



**Cuts through steel wire armoured cables with a diameter of up to 45 mm / 380 mm<sup>2</sup> (e.g. 4 x 95 mm<sup>2</sup>) using one or two-handed operation**

**Sturdy. Easy to use. Stable.**

- > simple handling due to low weight (800 g) and compact design (315 mm length) – can also be used in confined areas
- > precision ground blades and induction hardened cutting edges cut smoothly and neatly without crushing
- > innovative high leverage three-stage ratchet-drive
- > support area for putting down the pliers when cutting
- > not suitable for cutting ACSR cable and wire rope!
- > High-grade special tool steel, forged, multi stage oil-hardened



95 36 315 A

Article No.	EAN 4003773-	↔ mm		Tool	Handles	Cutting capacities		MCM	g
						Ø mm	mm <sup>2</sup>		
95 36 315 A	078579	315		black lacquered	insulated with multi-component grips, VDE-tested	45	380	750	800
95 39 315 A 01	078586	Pivot cutter repair kit for 95 32 315 A and 95 36 315 A (ratchet action)							
95 39 315 A 02	078593	Fixed cutter repair kit for 95 32 315 A and 95 36 315 A (ratchet action)							



## Wire Rope and ACSR-Cable Cutter

IEC 60900 DIN EN 60900

95  
7



- > for wire ropes and steel rods, copper and aluminium cables
- > suitable for cutting overhead line cables with strain relief wire (ACSR cables)
- > angular cutting blades allow cutting of single rope wire
- > optimum transmission ratio for high cutting performance
- > bolted cutter head, replaceable low weight
- > cutter head: high-grade special tool steel, multi stage oil-hardened
- > handles: aluminium, highstrength



95 77 600

Article No.	EAN 4003773-	↔ mm		Head	Handles	Cutting capacities				g
						mm <sup>2</sup>	Ø mm	Ø mm	AWG	
95 77 600	025313	600		polished	with dipped insulation	150	14.0	9.0	5/0	2359
95 79 600	025337	Spare cutter head for 95 71 600 / 95 77 600								

## Crimping Pliers for end sleeves (ferrules)

IEC 60900 DIN EN 60900

97  
68

- > for crimping end sleeves (ferrules) according to DIN 46228 parts 1 + 4 in the range from 0.25 up to 2.5 mm<sup>2</sup>
- > crimping in marked trapezoidal dies for reliable connections between the sleeve and the conductor
- > Vanadium electric steel; forged, oil-hardened



97 68 145 A




Article No.	EAN 4003773-	↔ mm		Head	Handles	Capacity mm <sup>2</sup>	AWG	Number of crimping positions	g

## Crimping Pliers for end sleeves (ferrules)

IEC 60900 DIN EN 60900

97



- > for crimping end sleeves (ferrules) according to DIN 46228 parts 1 + 4 from 0.25 to 16 mm<sup>2</sup>
- > easy crimping due to optimised transmission ratio
- > light and slim design
- > crimping in marked half-round dies for reliable connections between the sleeve and the conductor
- > 9 particularly deep dies with conical side faces
- > Special tool steel, forged, oil-hardened

97 78 180



Article No.	EAN 4003773-	↔ mm		Head	Handles	Capacity mm <sup>2</sup>	AWG	Number of crimping positions	g

## Open End Wrenches

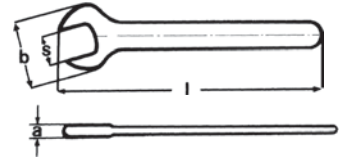
IEC 60900 DIN EN 60900

98  
0

- > jaw 15° angled
- > basic tool chrome plated
- > Chrome vanadium steel, forged, oil-hardened



98 00 14  
⚡ 1000 V ⚡



Article No.	EAN 4003773-		Width across flats S mm	Width across flats S Inch	Length l max. mm	Head width b max. mm	Head thickness a max. mm	⚖ g	
98 00 07	019824	⚡ 1000 V ⚡	7.0		105.0	20.0	4.0	15	
98 00 08	019831		8.0		105.0	22.0	4.0	31	
98 00 09	019848		9.0		105.0	24.0	4.0	29	
98 00 10	019893		10.0		105.0	27.0	5.0	40	
98 00 11	019909		11.0		120.0	30.0	5.5	45	
98 00 12	019923		12.0		125.0	32.0	5.5	70	
98 00 13	019930		13.0		130.0	34.0	6.5	68	
98 00 14	019947		14.0		135.0	35.0	6.5	86	
98 00 15	019954		15.0		145.0	37.0	7.0	80	
98 00 16	019961		16.0		155.0	38.0	7.0	112	
98 00 17	019978		17.0		155.0	42.0	8.0	119	
98 00 18	019985		18.0		160.0	44.0	8.0	149	
98 00 19	019992		19.0		165.0	47.0	9.0	154	
98 00 22	020004		22.0		190.0	52.0	9.0	216	
98 00 24	020011		24.0		210.0	56.0	9.0	262	
98 00 27	020028		27.0		215.0	63.0	9.0	307	
98 00 1/4"	019886				1/4	108.0	20.0	4.0	32
98 00 5/16"	020073				5/16	108.0	22.0	4.0	36
98 00 3/8"	020042				3/8	108.0	27.0	5.0	37
98 00 7/16"	020097				7/16	120.7	30.0	5.5	53
98 00 1/2"	019879				1/2	139.7	34.0	6.5	60
98 00 9/16"	020110				9/16	152.4	35.0	6.5	102
98 00 5/8"	020080				5/8	165.1	38.0	7.0	124
98 00 3/4"	020035				3/4	190.5	47.0	9.0	164

## Adjustable Wrench

IEC 60900 DIN EN 60900

98  
07

- > parallel smooth gripping jaws
- > continuously variable gripping width
- > with scaling for presetting the width apart from the workpiece
- > Chrome Vanadium steel



98 07 250  
⚡ 1000 V ⚡ ∠22° ⚡

Article No.	EAN 4003773-	↔ mm		Tool	Handle	⚡ mm	⚡ Inch	Jaw width mm	Head width mm	Width mm	Depth mm	⚖ g
98 07 250	071518	260	⚡ 1000 V ⚡ ∠22° ⚡	chrome plated	with dipped insulation	30	1 1/8	8.0	16.0	73.0	20.0	500

## Box Wrenches

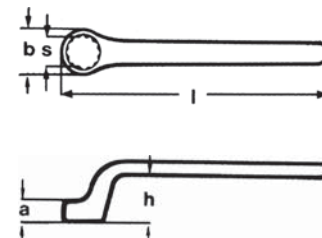
IEC 60900 DIN EN 60900

98  
0

- > cranked
- > basic tool chrome plated
- > Chrome vanadium steel, forged, oil-hardened



98 01 14  
⚡ 1000 V ⚡



Article No.	EAN 4003773-		Width across flats S mm	Length l max. mm	Head width b max. mm	Head thickness a max. mm	Depth of crank h max. mm	⚖ g
98 01 07	020134	⚡ 1000 V ⚡	7.0	150.0	12.0	7.0	18.0	55
98 01 08	020141		8.0	155.0	14.0	7.0	19.0	68
98 01 09	020158		9.0	165.0	15.5	8.0	19.0	78
98 01 10	020196		10.0	160.0	17.0	9.0	20.0	75
98 01 11	020202		11.0	165.0	18.5	10.0	21.0	93
98 01 12	020226		12.0	185.0	18.5	10.0	23.0	118
98 01 13	020233		13.0	185.0	21.5	11.0	23.0	125
98 01 14	020240		14.0	195.0	23.0	12.0	24.0	147
98 01 15	020257		15.0	200.0	24.0	12.0	24.0	143
98 01 16	020264		16.0	200.0	26.0	12.0	26.0	172
98 01 17	020271		17.0	205.0	27.0	13.0	26.0	184
98 01 18	020288		18.0	210.0	29.0	13.0	28.0	210
98 01 19	020295		19.0	225.0	30.0	14.0	28.0	245
98 01 22	020301		22.0	225.0	35.0	15.0	30.0	278
98 01 24	020318		24.0	265.0	38.0	16.0	30.0	415

## Nut Drivers

with screwdriver handle

IEC 60900 DIN EN 60900

98  
0

- > ergonomically optimised dual component handle for fatigue reduced work and optimum transmission of force
- > handle design prevents rolling
- > Chrome vanadium molybdenum steel



98 03 10  
⚡ 1000 V ⚡

Article No.	EAN 4003773-	↔ mm		Point	Handle	Width across flats S mm	Blade length mm	Handle length mm	Head dia. mm	⚖ g
98 03 04	071679	230	⚡ 1000 V ⚡	burnished	insulating multi-component handle, VDE-tested	4.0	125.0	107	9.0	70
98 03 05	071686	230				5.0	125.0	107	10.0	70
98 03 055	026082	232				5.5	125.0	107	11.0	87
98 03 06	026099	232				6.0	125.0	107	12.0	88
98 03 07	026105	237				7.0	125.0	112	14.0	123
98 03 08	024095	237				8.0	125.0	112	15.0	125
98 03 09	026112	237				9.0	125.0	112	16.0	129
98 03 10	026129	237				10.0	125.0	112	17.0	118
98 03 11	026136	237				11.0	125.0	112	19.0	148
98 03 12	026143	237				12.0	125.0	112	20.0	150
98 03 13	026150	237				13.0	125.0	112	21.0	152




## Nut Drivers

with T-handle

IEC 60900 DIN EN 60900

98  
0

> Special tool steel, oil-hardened



98 05 13  
⚡ 1000V

98 04 13  
⚡ 1000V

Article No.	EAN 4003773-	↔ mm		Width across flats S mm	Handle length max. mm	Head dia. mm	⚖ g
98 04 08	071341	200	⚡ 1000V	8.0	90	15.0	344
98 04 10	026167	200		10.0	155	19.5	324
98 04 13	026198	200		13.0	155	23.5	344
98 04 17	026211	200		17.0	155	28.5	426
98 04 19	020424	200		19.0	155	31.0	525
98 04 22	026228	200		22.0	155	34.5	560
98 05 13	026273	300	⚡ 1000V	13.0	155	23.5	409
98 05 17	026297	300		17.0	155	28.5	544
98 05 19	026303	300		19.0	155	31.0	674

## Screwdrivers for hexagon socket screws

IEC 60900 DIN EN 60900

98  
1

> ergonomically optimised dual component handle for fatigue reduced work and optimum transmission of force  
> handle design prevents rolling  
> Chrome vanadium molybdenum steel



98 13 30  
⚡ 1000V


Article No.	EAN 4003773-	↔ mm		Tip	Handle	Width across flats S mm	Blade length mm	Length of non-insulated blade mm	Handle length mm	⚖ g
98 13 20	071693	175	⚡ 1000V	burnished	insulating multi-component handle, VDE-tested	2.0	75.0	15.0	102	40
98 13 25	026334	177				2.5	75.0	15.0	102	32
98 13 30	026341	182				3.0	75.0	15.0	107	49
98 13 40	026358	182				4.0	75.0	15.0	107	55
98 13 50	026365	187				5.0	75.0	15.0	112	82
98 13 60	026372	212				6.0	100.0	15.0	112	98

## Screwdrivers for hexagon socket screws with T-handle

IEC 60900 DIN EN 60900

98  
1

> Special tool steel, oil-hardened



98 15 08  
⚡ 1000V

98 14 08  
⚡ 1000V

Article No.	EAN 4003773-	↔ mm		Width across flats S mm	Length of non-insulated blade ± 2 mm	T-Handle length mm	⚖ g
98 14 05	020431	120	⚡ 1000V	5.0	9.0	90.0	220
98 14 06	020448	120		6.0	10.0	90.0	208
98 14 08	020455	120		8.0	11.0	90.0	286
98 15 05	020479	250	⚡ 1000V	5.0	9.0	90.0	363
98 15 06	020486	250		6.0	10.0	90.0	452
98 15 08	020493	250		8.0	11.0	90.0	359

## Screwdrivers for slotted screws

IEC 60900 DIN EN 60900

98  
2

- > ergonomically optimised dual component handle for fatigue reduced work and optimum transmission of force
- > handle design prevents rolling
- > Chrome vanadium molybdenum steel



98 20 55  
 1000 V

### 98 21 45

especially for meter assembly with blade length of 180 mm

Article No.	EAN 4003773-	↔ mm		Point	Handle	Blade width mm	Blade thickness mm	Blade length mm	Length of non-insulated blade mm	Handle length mm	⚖ g
98 20 10	026396	320		burnished	insulating multi-component handle, VDE-tested	10.0	1.6	200	15	120	184
98 20 25	062325	177				2.5	0.4	75	15	102	32
98 20 30	062332	202				3.0	0.5	100	15	102	35
98 20 35	024217	202				3.5	0.6	100	15	102	35
98 20 40	026402	202				4.0	0.8	100	15	102	38
98 20 55	024224	232				5.5	1.0	125	15	107	69
98 20 65	026419	262				6.5	1.2	150	15	112	105
98 20 80	024231	295				8.0	1.2	175	15	120	152
98 21 45	026426	287		burnished	insulating multi-component handle, VDE-tested	4.5	0.8	180	15	107	66

## Screwdrivers (Slim) for slotted screws

IEC 60900 DIN EN 60900

98  
2

- > Reduced blade isolation diameter for recessed spring and screw elements
- > ergonomically optimised dual component handle for fatigue reduced work and optimum transmission of force
- > handle design prevents rolling
- > Chrome vanadium molybdenum steel



98 20 65 SL  
 1000 V

Article No.	EAN 4003773-	↔ mm		Point	Handle	Blade width mm	Blade thickness mm	Blade length mm	Length of non-insulated blade mm	Handle length mm	⚖ g
98 20 35 SL	079712	202		burnished	insulating multi-component handle, VDE-tested	3.5	0.6	100	15	102	35
98 20 40 SL	079729	202				4.0	0.8	100	15	102	38
98 20 55 SL	079736	232				5.5	1.0	125	15	107	69
98 20 65 SL	079743	262				6.5	1.2	150	15	112	105

## Screwdrivers for cross-recessed screws

Phillips®  
IEC 60900 DIN EN 60900

98  
2

- > ergonomically optimised dual component handle for fatigue reduced work and optimum transmission of force
- > handle design prevents rolling
- > Chrome vanadium molybdenum steel



98 24 03  
 1000 V

Phillips® is a registered trademark of Phillips Screw Company

Article No.	EAN 4003773-	↔ mm		Point	Handle	Size	Blade length mm	Length of non-insulated blade mm	Handle length mm	⚖ g
98 24 00	026433	162		burnished	insulating multi-component handle, VDE-tested	PH0	60	15	102	32
98 24 01	026440	187				PH1	80	15	107	58
98 24 02	026457	212				PH2	100	18	112	94
98 24 03	026464	270				PH3	150	18	120	165
98 24 04	026471	320				PH4	200	18	120	244

## Screwdrivers (Slim) for cross-recessed screws

Phillips®  
IEC 60900 DIN EN 60900

98  
2



98 24 02 SL  
⚠️ 1000 V ⚡️ ⚙️ ⚙️ ⚙️

- > Reduced blade isolation diameter for recessed spring and screw elements
- > ergonomically optimised dual component handle for fatigue reduced work and optimum transmission of force
- > handle design prevents rolling
- > Chrome vanadium molybdenum steel

Phillips® is a registered trademark of Phillips Screw Company

Article No.	EAN 4003773-	↔ mm		Point	Handle	Size	Blade length mm	Length of non-insulated blade mm	Handle length mm	⚖ g
98 24 01 SL	079750	187	⚠️ 1000 V ⚡️ ⚙️ ⚙️ ⚙️	burnished	insulating multi-component handle, VDE-tested	PH1	80	15	107	58
98 24 02 SL	079767	212				PH2	100	18	112	94

## Screwdrivers for cross-recessed screws

Pozidriv®  
IEC 60900 DIN EN 60900

98  
2



98 25 03  
⚠️ 1000 V ⚡️ ⚙️ ⚙️ ⚙️

- > ergonomically optimised dual component handle for fatigue reduced work and optimum transmission of force
- > handle design prevents rolling
- > Chrome vanadium molybdenum steel

Pozidriv® is a registered trademark of European Ind. Serv. Ltd.

Article No.	EAN 4003773-	↔ mm		Point	Handle	Size	Blade length mm	Length of non-insulated blade mm	Handle length mm	⚖ g
98 25 00	062370	162	⚠️ 1000 V ⚡️ ⚙️ ⚙️ ⚙️	burnished	insulating multi-component handle, VDE-tested	PZ0	60	15	102	40
98 25 01	031260	187				PZ1	80	15	107	58
98 25 02	031277	212				PZ2	100	18	112	94
98 25 03	031284	270				PZ3	150	18	120	165
98 25 04	062387	320				PZ4	200	18	120	244

## Screwdrivers (Slim) for cross-recessed screws

Pozidriv®  
IEC 60900 DIN EN 60900

98  
2



98 25 02 SL  
⚠️ 1000 V ⚡️ ⚙️ ⚙️ ⚙️

- > Reduced blade isolation diameter for recessed spring and screw elements
- > ergonomically optimised dual component handle for fatigue reduced work and optimum transmission of force
- > handle design prevents rolling
- > Chrome vanadium molybdenum steel

Pozidriv® is a registered trademark of European Ind. Serv. Ltd.

Artikel-Nr.	EAN 4003773-	↔ mm		Point	Handle	Size	Blade length mm	Length of non-insulated blade mm	Handle length mm	⚖ g
98 25 01 SL	079774	187	⚠️ 1000 V ⚡️ ⚙️ ⚙️ ⚙️	burnished	insulating multi-component handle, VDE-tested	PZ1	80	15	107	58
98 25 02 SL	079781	212				PZ2	100	18	112	94



## Screwdrivers for Torx® screws

IEC 60900 DIN EN 60900

98  
2




- > ergonomically optimised dual component handle for fatigue reduced work and optimum transmission of force
- > handle design prevents rolling
- > Chrome vanadium molybdenum steel



98 26 30

⚡ 1000 V   

Torx® is a registered trademark of Acument Global Technologies, Inc.

Article No.	EAN 4003773-	↔ mm		Point	Handle	Size	Blade length mm	Length of non-insulated blade mm	Handle length mm	⚖ g
98 26 10	071709	160	⚡ 1000 V   	burnished	insulating multi-component handle, VDE-tested	TX10	60	15	102	33
98 26 15	071716	185				TX15	80	15	107	58
98 26 20	071723	185				TX20	80	15	107	58
98 26 25	071730	185				TX25	80	15	107	58
98 26 30	071747	210				TX30	100	18	112	95

## T-handle

with driving square 3/8" or 1/2"

IEC 60900 DIN EN 60900

98





- > for use with sockets
- > quick, easy and reliable locking of attached sockets
- > basic tool chrome plated
- > High-grade special tool steel, forged, oil-hardened



98 40

⚡ 1000 V 

Article No.	EAN 4003773-	↔ mm		Handle length mm	Square drive Inch	⚖ g
98 30	026488	200	⚡ 1000 V 	165	3/8	447
98 40	026501	200	⚡ 1000 V 	165	1/2	631

## Reversible Ratchets

with driving square 3/8" or 1/2"

IEC 60900 DIN EN 60900



98

- > for use with sockets
- > reversible for clockwise and anti-clockwise directions
- > extremely smooth action
- > quick, easy and reliable locking of attached sockets
- > Chrome vanadium steel, forged



98 31

⚡ 1000 V 

Article No.	EAN 4003773-	↔ mm		Square drive Inch	⚖ g
98 31	026495	190	⚡ 1000 V 	3/8	324
98 41	026518	265	⚡ 1000 V 	1/2	625

## Extension Bars

with internal and driving square 3/8" or 1/2"

IEC 60900 DIN EN 60900

98

- > for use with sockets
- > with internal and external square
- > quick, easy and reliable locking of attached sockets
- > Chrome vanadium steel, forged



98 35 125  
 ⚡ 1000V  $\frac{3}{8}$   $\frac{3}{8}$



98 45 250  
 ⚡ 1000V  $\frac{1}{2}$   $\frac{1}{2}$

Article No.	EAN 4003773-	↔ mm		Square drive Inch	⚖ g
98 35 125	020530	125	⚡ 1000V $\frac{3}{8}$ $\frac{3}{8}$	3/8	149
98 35 250	020547	250		3/8	294
98 45 125	020813	125	⚡ 1000V $\frac{1}{2}$ $\frac{1}{2}$	1/2	258
98 45 250	020820	250		1/2	490

## Hexagon Sockets for hexagonal screws

for internal square 3/8" or 1/2"

IEC 60900 DIN EN 60900

98

- > for metric hexagonal head screws
- > basic tool chrome plated
- > Chrome Vanadium steel



98 37 17  
 ⚡ 1000V  $\frac{3}{8}$   $\frac{3}{8}$



98 47 17  
 ⚡ 1000V  $\frac{1}{2}$   $\frac{1}{2}$

Article No.	EAN 4003773-		Width across flats S mm	Dia. of effective tool side d max. mm	Square drive Inch	⚖ g
98 37 10	020578	⚡ 1000V $\frac{3}{8}$ $\frac{3}{8}$	10.0	18.7	3/8	32
98 37 11	020585		11.0	20.0	3/8	32
98 37 12	020608		12.0	21.2	3/8	33
98 37 13	020615		13.0	22.5	3/8	33
98 37 14	020622		14.0	23.7	3/8	39
98 37 16	027263		16.0	26.2	3/8	53
98 37 17	020639		17.0	27.5	3/8	61
98 37 19	020646		19.0	30.0	3/8	73
98 47 10	020882		⚡ 1000V $\frac{1}{2}$ $\frac{1}{2}$	10.0	19.5	1/2
98 47 11	020899	11.0		20.7	1/2	61
98 47 12	020912	12.0		23.0	1/2	64
98 47 13	020929	13.0		23.2	1/2	64
98 47 14	020943	14.0		24.5	1/2	67
98 47 16	027287	16.0		26.9	1/2	69
98 47 17	020967	17.0		28.2	1/2	75
98 47 18	027294	18.0		29.0	1/2	81
98 47 19	020974	19.0		30.7	1/2	99
98 47 22	020981	22.0		34.5	1/2	125
98 47 24	020998	24.0		37.0	1/2	151
98 47 27	021001	27.0		41.0	1/2	183

## Hexagon Sockets

for internal square 3/8" or 1/2"

IEC 60900 DIN EN 60900

98

- > with double-hex
- > for imperial hexagonal head screws
- > basic tool chrome plated
- > Chrome Vanadium steel



98 37 5/8"  
 ⚡ 1000 V



98 47 1/2"  
 ⚡ 1000 V

Article No.	EAN 4003773-		Width across flats S Inch	Dia. of effective tool side d max. mm	Square drive Inch	g
98 37 5/16"	020684	⚡ 1000 V	5/16	16.2	3/8	30
98 37 3/8"	020677		3/8	18.7	3/8	31
98 37 7/16"	020707		7/16	20.0	3/8	31
98 37 1/2"	020554		1/2	22.5	3/8	33
98 37 9/16"	020721		9/16	23.7	3/8	39
98 37 5/8"	020691		5/8	26.2	3/8	51
98 37 3/4"	020660		3/4	30.0	3/8	71
98 47 1/2"	020875	⚡ 1000 V	1/2	23.2	1/2	67
98 47 9/16"	021094		9/16	24.5	1/2	64
98 47 5/8"	021063		5/8	26.9	1/2	72
98 47 11/16"	020905		11/16	28.2	1/2	88
98 47 3/4"	021018		3/4	30.7	1/2	97
98 47 7/8"	021087		7/8	34.5	1/2	124
98 47 1"	020868		1	41.0	1/2	167

## Hexagon Sockets for hexagonal socket screws

for internal square 3/8" or 1/2"

IEC 60900 DIN EN 60900

98

- > for metric internal hexagonal head screws
- > basic tool chrome plated
- > Special tool steel



98 39 06  
 ⚡ 1000 V

Article No.	EAN 4003773-	↔ mm		Width across flats S mm	Length of non-insulated blade ± 2 mm	Square drive Inch	g
98 39 05	020776	75	⚡ 1000 V	5.0	9	3/8	59
98 39 06	020783	75		6.0	10	3/8	58
98 39 08	020790	75		8.0	11	3/8	71
98 49 05	021155	75	⚡ 1000 V	5.0	9	1/2	68
98 49 06	021162	75		6.0	10	1/2	72
98 49 08	021179	75		8.0	11	1/2	87



## Reversible Ratchet

with driving square 1/2"

ISO 3315 IEC 60900 DIN EN 60900

98  
4

- > reversible for clockwise and anti-clockwise directions
- > very reliable retention of the actuating tools ensured by mechanically locked retaining system
- > Chrome Vanadium steel



98 42  
⚡ 1000 V 1/2

Article No.	EAN 4003773-	↔ mm		Square drive Inch	⚖ g
98 42	026525	265	⚡ 1000 V 1/2	1/2	599

## Torque Wrenches

with driving square, reversible

IEC 60900 DIN EN 60900 DIN EN ISO 6789

98

- > reversible for tightening of lefthanded threads
- > lockable torque adjustment
- > very reliable retention of the actuating tools ensured by mechanically locked retaining system
- > transparent insulated scale range
- > calibration certificate included
- > Chrome Vanadium steel



98 43 50  
⚡ 1000 V 1/2



Transparent insulated scale range

Article No.	EAN 4003773-	↔ mm		Range of Application	Square drive Inch	⚖ g
98 33 25	072676	290	⚡ 1000 V 3/8	5 - 25 Nm	3/8	1230
98 33 50	071761	385		5 - 50 Nm	3/8	1230
98 43 50	071778	385	⚡ 1000 V 1/2	5 - 50 Nm	1/2	1230

## Cable Knives

IEC 60900 DIN EN 60900

98  
5

- > ergonomically improved handle shape with comfortable slip guard
- > particularly confident grip thanks to slip-proof soft components
- > thumb recess and "finger hook" at the end of the handle ensure a good transmission of force when the blade is pulled
- > solid, fixed straight blade
- > transparent protective cap
- > blade: special tool steel, oil-hardened



98 52  
⚡ 1000 V



98 54  
⚡ 1000 V

98 54  
back of the blade plastic coated to avoid short circuits

Article No.	EAN 4003773-	↔ mm		Handle	Blade length mm	⚖ g
98 52	035565	185	⚡ 1000 V	insulating multi-component handle, VDE-tested	50	77
98 54	026563	180	⚡ 1000 V	insulating multi-component handle, VDE-tested	50	77

## Dismantling Knives

IEC 60900 DIN EN 60900

98  
5

- > ergonomically improved handle shape with comfortable slip guard
- > particularly confident grip thanks to slip-proof soft components
- > thumb recess and "finger hook" at the end of the handle ensure a good transmission of force when the blade is pulled
- > transparent protective cap

### 98 53 03

solid, fixed hook blade; suitable for round cables; blade: special tool steel, oil-hardened

### 98 53 13

narrow, fixed hook blade, sickle shaped; suitable for sector cables; blade: special tool steel, oil-hardened

### 98 55

solid, fixed hook blade, sickle shaped; with guide shoe at the blade point; no damage of the conductor insulation; blade: surgical steel, stainless, vacuum-hardened



Guide shoe 98 55



98 53 03  
⚡ 1000 V



98 53 13  
⚡ 1000 V



98 55  
⚡ 1000 V

Article No.	EAN 4003773-	↔ mm		Handle	Blade length mm	Radius mm	⚖ g
98 53 03	026549	155	⚡ 1000 V	insulating multi-component handle, VDE-tested	28	7.0	77
98 53 13	026556	180	⚡ 1000 V	insulating multi-component handle, VDE-tested	50	40.0	77
98 55	022558	155	⚡ 1000 V	insulating multi-component handle, VDE-tested	38	23.5	77

## Cable Knife

with replaceable blade

IEC 60900 DIN EN 60900

98  
5

- > straight blade with special sharpening; replaceable
- > with hinged blade guard, integrated in the handle, captive
- > back of the blade plastic coated to avoid short circuits
- > ergonomically shaped insulating handle
- > blade: surgical steel, stainless, vacuum-hardened



98 56  
⚡ 1000 V

Article No.	EAN 4003773-	↔ mm		Blade length mm	⚖ g
98 56	026570	185		50	64
98 56 SB	033516	185	⚡ 1000 V	50	64
98 56 09	030829	Spare blade for 98 56			

## Flat Nose Pliers of plastic

insulating

IEC 60900 DIN EN 60900 ASTM F1505

98  
6

- > fully insulating to reduce risk of short circuit
- > for meter assembly and meter blocking
- > class C; range of use up to -40°C
- > plastic material, fibreglass-reinforced
- > handles with soft plastic zone for better grip



98 62 01

⚡ 1000V   



KNIPEX presents high-quality and sturdy plastic pliers featuring protection against bridging for working on live parts up to AC 1000V and DC 1500V.

These solid plastic pliers do not act on magnetic fields either and they are fully spark-free. They are also excellent for use in chemically aggressive environments.

Article No.	EAN	↔		⚖
	4003773-	mm		g
98 62 01	073956	180	⚡ 1000V   	120

## Snipe Nose Pliers of plastic

insulating

IEC 60900 DIN EN 60900 ASTM F1505

98  
6

- > fully insulating to reduce risk of short circuit
- > class C; range of use up to -40°C
- > plastic material, fibreglass-reinforced
- > handles with soft plastic zone for better grip



98 62 02

⚡ 1000V   



Article No.	EAN	↔		⚖
	4003773-	mm		g
98 62 02	073963	220	⚡ 1000V   	130

## Insulating Clamp

from plastic


DIN VDE 0680-1

98  
6

- > for holding insulating mats in place
- > with integrated spring
- > fully insulating to reduce risk of short circuit
- > solid plastic, fibreglass-reinforced



98 64 02

⚡ 1000V 

Article No.	EAN	↔		Clamping capacity	⚖
	4003773-	mm		mm	g
98 64 02	021193	150	⚡ 1000V 	15	61



**Plastic Slip-On Caps**  
conical  
DIN VDE 0680-1

98  
6

- > to cover bare live cable ends (max. 10 mm dia.)
- > Plastic

Article No.	EAN 4003773-	↔ mm		Conductor key	⚖ g
98 65 01	021209	80	⚡ 1000V	1	7
98 65 02	021216	80		2	8
98 65 03	021223	80		3	8



98 65 03  
⚡ 1000V

**Self-Clamping Slip-On Caps**  
DIN VDE 0680-1

98  
6

- > to cover bare live cable ends
- > Plastic

Article No.	EAN 4003773-	↔ mm		Inside dia. mm	⚖ g
98 65 10	021230	80	⚡ 1000V	10	9
98 65 20	021247	100		20	39
98 65 30	021261	110		30	52



98 65 30  
⚡ 1000V

**Electricians' Gloves**  
IEC 60903 DIN EN 60903

98  
6

- > for added protection when working live or close to live parts
- > classification: 0

Article No.	EAN 4003773-		Size	⚖ g
98 65 40	021285	⚡ 1000V	9	290
98 65 41	021292		10	288
98 65 42	077862		11	290



98 65 40  
⚡ 1000V

**Insulating Mats**  
from rubber  
IEC 61112 DIN EN 61112

98  
6

- > for added protection when working live or close to live parts

Article No.	EAN 4003773-		Dimensions mm	Thickness mm	⚖ g
98 67 05	026600	⚡ 1000V	500 x 500	1.0	301
98 67 10	026617		1,000 x 1,000	1.0	1200
98 67 15	077831		10,000 x 1,000	1.0	12000



98 67 05  
⚡ 1000V

**Stand Mats**  
from rubber  
IEC 61112 DIN EN 61112

98  
6

- > for site insulation when working live or close to live parts

Article No.	EAN 4003773-		Dimensions mm	Thickness mm	⚖ g
98 67 20	077848	⚡ 1000V	1,000 x 1,000	4.0	4700
98 67 25	077855		10,000 x 1,000	4.0	40000



98 67 20  
⚡ 1000V

**PUK® Junior Hacksaw**

IEC 60900 DIN EN 60900

**98  
90**

- > saw blade for metal and wood with 25 teeth per inch, exchangeable



**98 90**  
⚡ 1000 V

Article No.	EAN	↔ mm		Saw blade length mm	⚖ g
<b>98 90</b>	028321	240	⚡ 1000 V	150	174

PUK® is a registered trade mark of Josef Haunstetter Sägenfabrik KG

**Compact Tool Case**

17 parts  
with insulated tools for works on electrical installations  
IEC 60900 DIN EN 60900

**98  
9**

- > shock-resistant plastic case
- > equipped with a range of insulated KNIPEX tools for works on electrical installations
- > foam inserts with recesses for the tools
- > fixable partition wall
- > dimensions, exterior (W x H x D): 360 x 110 x 310 mm



**98 99 11**  
⚡ 1000 V

Article No.	EAN				Quantity	⚖ g
<b>98 99 11</b>	026624			Compact Tool Case 17 parts		3675
		⚡ 1000 V	🔧	03 07 200	Combination Pliers	1
		⚡ 1000 V	🔪	70 07 160	Diagonal Cutter	1
				98 20 35		1
		⚡ 1000 V	🔩	98 20 40	Screwdrivers for slotted screws	1
			98 20 55			1
		⚡ 1000 V	🔩	98 24 00		Screwdriver for cross recessed screws, Phillips®
		⚡ 1000 V	🔩	98 42	Reversible Ratchet, with driving square 1/2"	1
		⚡ 1000 V	🔩	98 45 125	Extension Bar, with internal/external square 1/2"	1
			98 45 250			1
				98 47 10	Hexagon Socket for hexagonal screws, with internal square 1/2"	1
				98 47 11		1
				98 47 12		1
		⚡ 1000 V	🔩	98 47 13		1
				98 47 14		1
				98 47 17		1
				98 47 19		1
		⚡ 1000 V	🔪	98 52	Cable Knife	1

## Compact-Box

4 parts  
with insulated pliers

00  
20

- > high quality, versatile, shock-resistant plastic case
- > foam insert with honeycomb structure for variable equipment
- > dimensions, exterior (H x W x D): 65 x 327 x 275 mm

### 00 20 15

all pliers VDE tested according to DIN EN/IEC 60900 1000V,  
pliers finish 6

### 00 21 15 LE

without tools



00 20 15  
1000 V

Article No.	EAN 4003773-				Quantity	 g
00 20 15	024804		Compact-Box 4 parts			1430
			03 06 180	Combination Pliers	1	
			11 06 160	Wire Stripper	1	
			26 16 200	Snipe Nose Side Cutting Pliers	1	
			70 06 160	Diagonal Cutter	1	
00 21 15 LE	045175		Tool Box empty			530

## Tool-Box

7 parts  
for electrical contractors

00  
21

- > high quality, versatile, shock-resistant plastic case
- > foam insert with honeycomb structure for variable equipment
- > dimensions, exterior (H x W x D): 65 x 327 x 275 mm

### 00 21 15

all pliers and screwdrivers except Water Pump Pliers  
VDE tested according to DIN EN/IEC 60900

### 00 21 15 LE

without tools



00 21 15

Article No.	EAN 4003773-				Quantity	Nominal size	 g
00 21 15	042853		Tool Box 7 parts				1520
			03 06 180	Combination Pliers	Knipex	180 mm	
			26 16 200	Snipe Nose Side Cutting Pliers		200 mm	
			70 06 160	Diagonal Cutter		160 mm	
			88 03 180	KNIPEX Alligator®		180 mm	
			006100	Screwdrivers for slotted screws, 160i	Wera	0.4 x 2.5 x 80 mm	
			006115			0.8 x 4.0 x 100 mm	
			006152			Screwdrivers for cross recessed Phillips® screws, 162i PH	PH1 x 80 mm
00 21 15 LE	045175		Tool-Box empty				530



## Standard Tool Case

26 parts  
with insulated tools for works on electrical installations  
IEC 60900 DIN EN 60900

98  
9

- > equipped with a range of insulated KNIPEX tools for works on electrical installations
- > shock-resistant plastic case
- > foam inserts with recesses for the tools
- > fixable partition wall
- > dimensions, exterior (H x W x D): 105 x 440 x 385 mm



98 99 12  
⚠ 1000 V

Article No.	EAN				Quantity	g
98 99 12	4003773-026631			Standard Tool Case 26 parts		5533
		⚠ 1000 V ⚡ ⚠	03 07 200	Combination Pliers	1	
		⚠ 1000 V ⚡ ⚠	70 07 160	Diagonal Cutter	1	
			98 00 10	Open End Wrench	1	
			98 00 11		1	
			98 00 12		1	
		⚠ 1000 V ⚡ ⚠	98 00 13		1	
			98 00 14		1	
			98 00 17		1	
			98 00 19	1		
		⚠ 1000 V ⚡ ⚠	98 53 03	Dismantling Knife for round cables	1	
			98 20 25	Screwdrivers for slotted screws	1	
		⚠ 1000 V ⚡ ⚠	98 20 35		1	
			98 20 40		1	
			98 20 55		1	
			98 24 00	Screwdriver for cross recessed screws, Phillips®	1	
		⚠ 1000 V ⚡ ⚠	98 24 01		1	
			98 24 02	1		
		⚠ 1000 V ⚡	98 40	T-Handle Drive, with driving square 1/2"	1	
			98 47 10	Hexagon Socket for hexagonal screws, with internal square 1/2"	1	
			98 47 11		1	
			98 47 12		1	
		⚠ 1000 V ⚡ ⚠	98 47 13		1	
			98 47 14		1	
			98 47 17		1	
			98 47 19	1		
		⚠ 1000 V ⚡ ⚠	98 52	Cable Knife	1	

## Tool Roll

15 parts  
with insulated tools for works on electrical installations  
IEC 60900 DIN EN 60900

98  
9

- > tool roll made of hard-wearing polyester fabric
- > with practical, adjustable quick release fastener
- > equipped with a range of insulated KNIPEX tools for works on electrical installations



98 99 13  
⚡ 1000 V

Article No.	EAN				Quantity	g
98 99 13	4003773-026648			Tool Roll 15 parts		2455
		⚡ 1000 V ⚡ ⚡ ⚡ ⚡ ⚡	03 07 200	Combination Pliers	1	
		⚡ 1000 V ⚡ ⚡ ⚡ ⚡	11 07 160	Insulation Stripper	1	
		⚡ 1000 V ⚡ ⚡ ⚡ ⚡ ⚡	26 17 200	Snipe Nose Side Cutting Pliers, (Stork Beak Pliers)	1	
		⚡ 1000 V ⚡ ⚡ ⚡ ⚡	70 07 160	Diagonal Cutter	1	
		⚡ 1000 V ⚡ ⚡ ⚡ ⚡ ⚡	95 17 200	Cable Shears, with twin cutting edge	1	
			98 00 10		1	
			98 00 13		1	
		⚡ 1000 V ⚡	98 00 14	Open End Wrench	1	
			98 00 17		1	
			98 00 19		1	
			98 20 25		1	
		⚡ 1000 V ⚡ ⚡ ⚡ ⚡	98 20 40	Screwdrivers for slotted screws	1	
			98 20 55		1	
			98 20 65		1	
		⚡ 1000 V ⚡ ⚡	98 52	Cable Knife	1	

## Universal Tool Case

48 parts  
with insulated tools for works on electrical installations  
IEC 60900 DIN EN 60900

98  
9

### 98 99 14

- > hard-wearing case made of ABS material, red; containing a range of KNIPEX tools for works on electrical installations, tested according to DIN EN/IEC 60900, as well as insulating mats, clamps and gloves for added protection
- > sturdy aluminium frame with D-shape rings for belt and fix, sturdy centre board with multi-purpose push-in facilities by elastic loops and 12 small pockets
- > comfortable handle and mounting device for a "Trolley" embedded in the bottom (available ordering ref. 00 21 40 T)
- > metal hinges
- > 30 kg maximum load
- > can be opened on one or both sides; bottom tray and cover can be opened independently
- > stands stable in any opening position due to lid-holders and hinge mechanisms on both sides, that register in a position of 45° and 90°
- > 3-digit lock and two flip-locks for fixation of the cover
- > removable document compartment and removable tool board, with 13 push-in compartments on one side
- > two flip-locks to fix the bottom

- > base tray, height 58 mm, can be subdivided by flexible inserts; cover plate with six large push-in compartments, can be fixed by popper
- > dimensions, external (H x W x D): 255 x 490 x 410 mm
- > dimensions, internal (H x W x D) : (105 + 105) x 445 x 350 mm

### 00 21 40 T






























- > telescopic handle for rolling transport of tool case
- > applicable for cases: 00 21 40 LE Tool Case "BIG Twin", 98 99 14 Universal Tool Case
- > height adjustable handle with catch
- > integrated mechanism for fixation to the case, for rapid assembly and removal
- > with two smooth running rolls
- > dimensions: 60 x 245 x 400 (1.000) mm (extended)



98 99 14  
⚡ 1000 V



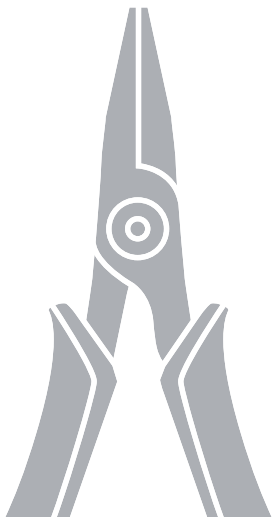


Article No.	EAN 4003773-				Quantity	g
<b>98 99 14</b>	026655	Universal Tool Case 48 parts				16250
		⚡ 1000V  	03 07 200	Combination Pliers	1	
		⚡ 1000V  	11 17 160	Insulation Stripper	1	
		⚡ 1000V  	70 07 160	Diagonal Cutter	1	
		⚡ 1000V   	88 07 250	KNIPLEX Alligator®, Water Pump Pliers	1	
		⚡ 1000V   	95 17 200	Cable Shears, with twin cutting edge	1	
			98 00 10	Open End Wrench	1	
			98 00 13		1	
			98 00 14		1	
			98 00 17		1	
			98 00 19		1	
		⚡ 1000V 	98 00 22	Box Wrench	1	
			98 01 10		1	
			98 01 13		1	
			98 01 14		1	
			98 01 17		1	
			98 01 19		1	
			98 01 22		1	
		⚡ 1000V  	98 67 05	Insulating Mat, from rubber	3	
			98 20 25	Screwdrivers for slotted screws	1	
		⚡ 1000V  	98 20 40		1	
			98 20 55		1	
			98 20 65		1	
			98 24 01	Screwdriver for cross recessed screws, Phillips®	1	
		⚡ 1000V  	98 24 02		1	
		⚡ 1000V  	98 40	T-Handle Drive, with driving square 1/2"	1	
		⚡ 1000V  	98 42	Reversible Ratchet, with driving square 1/2"	1	
			98 45 125	Extension Bar, with internal/external square 1/2"	1	
			98 45 250		1	
			98 47 10	Hexagon Socket for hexagonal screws, with internal square 1/2"	1	
			98 47 11		1	
			98 47 12		1	
			98 47 13		1	
		⚡ 1000V  	98 47 14		1	
			98 47 17		1	
			98 47 19		1	
			98 47 22		1	
			98 47 24	1		
		⚡ 1000V  	98 52	Cable Knife	1	
			98 53 03	Dismantling Knife for round cables	1	
		⚡ 1000V  	98 64 02	Insulating Clamp, from plastic	6	
		⚡ 1000V	98 65 40	Electricians' Gloves	1	
<b>98 99 14 LE</b>	060703		Universal Tool Case empty			8235
<b>00 21 40 T</b>	062981		Trolley for rolling case transport			1200

# Electronics Pliers and Precision Tweezers



Electronic <i>Super Knips</i> ® / ESD	234
Precision Electronics Diagonal Cutters / ESD	236
Electronics Diagonal Cutters / ESD	238
Electronics Diagonal Cutters with carbide metal cutting edges	241
Electronics End Cutting Nippers / ESD	242
Electronics Oblique Cutting Nipper	243
Precision Electronics Gripping Pliers / ESD	244
– with precision laser cut cross-shaping	244
Electronics Pliers / ESD	245
Electronics Mounting Pliers	247
Electronics Pliers Sets	248
Precision Tweezers	249





**Electronic Super Knips®**

DIN ISO 9654

78

- > precision pliers for ultra fine cutting work, e. g. in electronics and fine mechanics
- > ground, very sharp cutting edges without bevel
- > precision shaped tips cut wires resting on a board from 0.2 mm dia.
- > joint with stainless steel rivet
- > cutting edges additionally induction hardened
- > extremely smooth movement for minimum operator fatigue
- > with opening spring and opening limiter
- > in INOX or special tool steel

**78 03 125/ESD / 78 23 125**

INOX - stainless steel; cutting edge hardness approx. 54 HRC

**78 13 125/ESD**

INOX - stainless steel; cutting edge hardness approx. 54 HRC; with lead catcher – no uncontrolled loss of cut wire ends

**78 31 125**

cutting edges additionally induction hardened, cutting edge hardness approx. 60 HRC; with narrow head; special tool steel, polished

**78 41 125**


cutting edges additionally induction hardened, cutting edge hardness approx. 60 HRC; with narrow head; with lead catcher – no uncontrolled loss of cut wire ends; special tool steel, polished

**78 61 125/ESD**

cutting edges additionally induction hardened, cutting edge hardness approx. 64 HRC; also suitable for cutting glass fibre cables (fibre optics)

**78 71 125/ESD**

special tool steel, polished; with lead catcher – no uncontrolled loss of cut wire ends; cutting edges additionally induction hardened, cutting edge hardness approx. 64 HRC



78 03 125

78 03 125 ESD



78 13 125



78 23 125



78 31 125



78 41 125



78 61 125



78 71 125



78 81 125



78 91 125

**Models also for hard wire**

**78 81 125**

precision ground cutting edges with very small bevel suitable also for hard wire; special tool steel, polished; cutting-edge hardness approx. 64 HRC

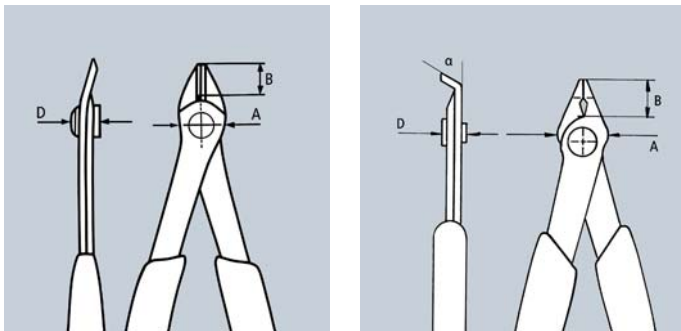
**78 91 125**

precision ground cutting edges with very small bevel suitable also for hard wire; with lead catcher – no uncontrolled loss of cut wire ends; special tool steel, polished; cutting edges additionally induction hardened, cutting edge hardness approx. 64 HRC

**ESD pliers (electrostatic discharge)**

Electrostatic energy is discharged through the handles in a gradual and controlled manner which protects components endangered by electrostatic discharge in accordance with applicable standards, e.g. IEC TR 61 340-5, DIN EN 61 340-5, SP Method 2472





Article No.	EAN 4003773-	↔ mm		Pliers	Head	Handles	Cutting capacities			Dimensions			⚖ g
							Ø mm	Ø mm	Ø mm	B mm	A mm	D mm	
<b>78 03 125</b>	035381	125	✳️ 🔴 🔴 🔴		polished	with multi-component grips	0.2 - 1.6	1.0		9.0	13.5	7.5	56
<b>78 03 125 ESD</b>	025146	125	⚡ ✳️ 🔴 🔴 🔴		polished	with multi-component grips	0.2 - 1.6	1.0		9.0	13.5	7.5	55
<b>78 13 125</b>	035398	125	✳️ 🔴 🔴 🔴 ➤		polished	with multi-component grips	0.2 - 1.6	1.0		9.0	13.5	7.5	57
<b>78 13 125 ESD</b>	025153	125	⚡ ✳️ 🔴 🔴 🔴 ➤		polished	with multi-component grips	0.2 - 1.6	1.0		9.0	13.5	7.5	57
<b>78 23 125</b>	043096	125	✳️ <math>\leq 60^\circ</math> 🔴 🔴 🔴		polished	with multi-component grips	0.2 - 1.0	0.6		5.5	13.5	7.5	55
<b>78 31 125</b>	039778	125	✳️ 🔴 🔴 🔴	burnished	polished	with multi-component grips	0.2 - 1.0			9.0	12.5	7.5	55
<b>78 41 125</b>	040767	125	✳️ 🔴 🔴 🔴 ➤	burnished	polished	with multi-component grips	0.2 - 1.0			9.0	12.5	7.5	57
<b>78 61 125</b>	035404	125	✳️ 🔴 🔴 🔴	burnished	polished	with multi-component grips	0.2 - 1.6	1.2		9.0	13.5	7.5	56
<b>78 61 125 ESD</b>	025184	125	⚡ ✳️ 🔴 🔴 🔴	burnished	polished	with multi-component grips	0.2 - 1.6	1.2		9.0	13.5	7.5	56
<b>78 71 125</b>	043799	125	✳️ 🔴 🔴 🔴 ➤	burnished	polished	with multi-component grips	0.2 - 1.6	1.2		9.0	13.5	7.5	57
<b>78 71 125 ESD</b>	025191	125	⚡ ✳️ 🔴 🔴 🔴 ➤	burnished	polished	with multi-component grips	0.2 - 1.6	1.2		9.0	13.5	7.5	57
<b>78 81 125</b>	065074	125	✳️ 🔵 🔵 🔵	burnished	polished	with multi-component grips	0.2 - 1.6	1.2	0.6	9.0	13.5	7.5	57
<b>78 91 125</b>	065081	125	✳️ 🔵 🔵 🔵 ➤	burnished	polished	with multi-component grips	0.2 - 1.6	1.2	0.6	9.0	13.5	7.5	57

# Precision Electronics Diagonal Cutters

DIN ISO 5746

79

- > precision pliers for ultra fine cutting work, e. g. in electronics and fine mechanics
- > very precisely ground and sharp cutting edges with very small bevels for exact cutting on delicate electronic components; also available without bevel for flush cutting
- > cutting edges additionally induction hardened, cutting edge hardness approx. 64 HRC
- > approx. 20% lighter than conventional electronics pliers
- > bolted joint with particularly carefully manufactured joint surfaces for even, low-friction movement throughout the entire opening range
- > smooth-running double spring for a gentle and even opening
- > ergonomically optimised multi- component handles
- > Chrome vanadium ball-bearing steel, forged, multi stage oil-hardened

**79 02 120**  
mini-head


**79 02 125**  
round head

**79 12 125**  
specially for cutting through hard wire and piano wire

**79 32 125**  
pointed head


**79 42 125 Z**  
for an optimised flush cutting result of soft materials

**79 52 125**  
pointed head; with lead catcher – no uncontrolled loss of cut wire ends



Cut with 79 42 125 (without bevel)

Cut with 79 42 125 Z (flush cut)



**79 02 120**  
✳️



**79 02 125**  
✳️



**79 22 120**  
✳️



**79 22 125**  
✳️



**79 32 125**  
✳️



**79 42 125 Z**  
✳️



**79 42 125**  
✳️

## The subtle difference

KNIPLEX precision electronics pliers are made of high-quality ball bearing steel and processed with the highest degree of care. Each opening movement is gentle and even without backlash. Each work step proceeds reliably and precisely. This makes work much easier for professionals.

- flush cut
- cutting edges without bevel
- cutting edges with very small bevel

Article No.	EAN 4003773-	↔ mm		Pliers	Head	Handles	Cutting capacities				Dimensions			g
							Ø mm	Ø mm	Ø mm	Ø mm	B mm	A mm	D mm	
<b>79 02 120</b>	061403	120		burnished	polished	with multi-component grips	0.2 - 1.4	1.0	0.6		6.5	9.0	6.5	57
<b>79 02 125</b>	061281	125		burnished	polished	with multi-component grips	0.2 - 1.7	1.3	0.7		10.0	11.0	6.5	59
<b>79 12 125</b>	071365	125		burnished	polished	with multi-component grips	0.3 - 1.7	1.3	1.0	0.6	10.0	11.0	6.5	59
<b>79 22 120</b>	061427	120		burnished	polished	with multi-component grips	0.1 - 1.3	0.8			6.5	9.0	6.5	56
<b>79 22 125</b>	061342	125		burnished	polished	with multi-component grips	0.1 - 1.7	1.0			10.0	11.0	6.5	60
<b>79 32 125</b>	061366	125		burnished	polished	with multi-component grips	0.2 - 1.5	1.1	0.6		11.0	11.0	6.5	58
<b>79 42 125</b>	061380	125		burnished	polished	with multi-component grips	0.1 - 1.5	0.8			11.0	11.0	6.5	58
<b>79 42 125 Z</b>	078449	125		burnished	polished	with multi-component grips	0.1 - 1.3				11.0	11.0	6.5	58
<b>79 52 125</b>	065135	125		burnished	polished	with multi-component grips	0.2 - 1.3	0.9	0.5		11.0	11.0	6.5	58
<b>79 62 125</b>	065142	125		burnished	polished	with multi-component grips	0.1 - 1.3	0.8			11.0	11.0	6.5	58



# Precision Electronics Diagonal Cutters ESD

DIN ISO 9654

79

## Electrically discharging handles – dissipative

**779 02 120 ESD**  
mini-head

**79 02 125 ESD**  
round head

**79 12 125 ESD**  
specially for cutting through  
hard wire and piano wire

**79 22 120 ESD**  
mini-head

**79 22 125 ESD**  
round head

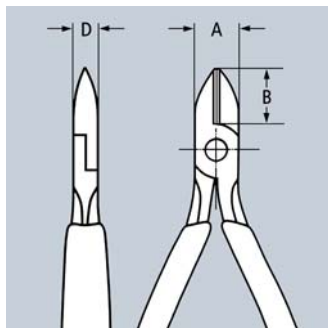
**79 32 125 ESD**  
pointed head

**79 42 125 ESD**  
pointed head

**79 42 125 Z ESD**  
for an optimised flush cutting result  
of soft materials

**79 52 125 ESD**  
pointed head with lead catcher – no  
uncontrolled loss of cut wire ends

**79 62 125 ESD**  
pointed head with lead catcher – no  
uncontrolled loss of cut wire ends



**79 02 120 ESD**  
     



**79 02 125 ESD**  
     



**79 22 120 ESD**  
     



**79 22 125 ESD**  
     



**79 32 125 ESD**  
     



**79 42 125 ESD**  
     








































































**79 42 125 Z ESD**  
     

### ESD pliers (electrostatic discharge)

Electrostatic energy is discharged through the handles in a gradual and controlled manner which protects components endangered by electrostatic discharge in accordance with applicable standards, e.g. IEC TR 61 340-5, DIN EN 61 340-5, SP Method 2472



Article No.	EAN 4003773-	↔ mm	     	Pliers	Head	Handles	Cutting capacities				Dimensions			 g
							Ø mm	Ø mm	Ø mm	Ø mm	B mm	A mm	D mm	
<b>79 02 120 ESD</b>	061595	120	     	burnished	polished	with multi-component grips	0.2 - 1.4	1.0	0.6		6.5	9.0	6.5	60
<b>79 02 125 ESD</b>	061519	125	     	burnished	polished	with multi-component grips	0.2 - 1.7	1.3	0.7		10.0	11.0	6.5	61
<b>79 12 125 ESD</b>	071389	125	     	burnished	polished	with multi-component grips	0.3 - 1.7	1.3	1.0	0.6	10.0	11.0	6.5	61
<b>79 22 120 ESD</b>	061618	120	     	burnished	polished	with multi-component grips	0.1 - 1.3	0.8			6.5	9.0	6.5	61
<b>79 22 125 ESD</b>	061533	125	     	burnished	polished	with multi-component grips	0.1 - 1.7	1.0			10.0	11.0	6.5	61
<b>79 32 125 ESD</b>	061557	125	     	burnished	polished	with multi-component grips	0.2 - 1.5	1.1	0.6		10.5	11.0	6.5	61
<b>79 42 125 ESD</b>	061571	125	     	burnished	polished	with multi-component grips	0.1 - 1.5	0.8			10.5	11.0	6.5	58
<b>79 42 125 Z ESD</b>	078456	125	     	burnished	polished	with multi-component grips	0.1 - 1.3				11.0	11.0	6.5	58
<b>79 52 125 ESD</b>	065159	125	      	burnished	polished	with multi-component grips	0.2 - 1.3	0.9	0.5		11.0	11.0	6.5	58
<b>79 62 125 ESD</b>	065166	125	      	burnished	polished	with multi-component grips	0.1 - 1.3	0.8			11.0	11.0	6.5	58

# Electronics Diagonal Cutters

DIN ISO 9654

75

- > bolted joint for high precision and stress tolerance
- > for ultra fine cutting work, e.g. in electronics and fine mechanics
- > with sharp, ground cutting edges for soft and hard wire and piano wire
- > cutting edges additionally induction hardened, cutting edge hardness approx. 64 HRC
- > low-friction double spring for gentle and even opening
- > High-grade special tool steel, forged, multi stage oil-hardened

**Style 0**

with bevel

**Style 1**

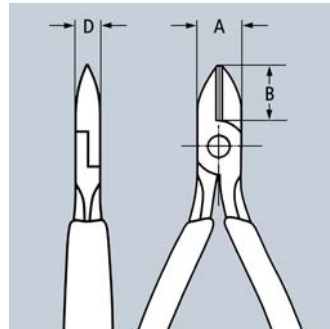
with bevel and lead catcher, no uncontrolled loss of cut wire ends

**Style 2**


with small bevel

**Style 5**

particularly narrow head, with bevel



Bolted joint



75 02 125



75 12 125



75 22 125



75 52 125

Article No.	EAN 4003773-	↔ mm		Style	Pliers	Handles	Cutting capacities				Dimensions			g
							Ø mm	Ø mm	Ø mm	Ø mm	A mm	B mm	D mm	
75 02 125	040491	125		0	burnished	with plastic grips	0.2 - 1.3	1.0	0.6	0.4	10.5	14.0	6.5	81
75 12 125	040514	125		1	burnished	with plastic grips	0.2 - 1.3	1.0	0.6	0.4	10.5	14.0	6.5	80
75 22 125	040538	125		2	burnished	with plastic grips	0.2 - 1.3	0.9	0.4	0.3	10.5	14.0	6.5	79
75 52 125	040576	125		5	burnished	with plastic grips	0.2 - 0.8	0.5	0.3		10.5	14.0	6.5	79

# Electronics Diagonal Cutters

DIN ISO 9654

77

- > for fine cutting work, e.g. in electronics and fine mechanics
- > sturdy, zero-backlash box joint
- > low-friction double spring for gentle and even opening
- > the polish or mirror polish (only finish 2) together with a fine film of oil offer effective rust protection – no circuit faults caused by peeling chrome from plated tools
- > cutting edges additionally induction hardened, cutting edge hardness approx. 62 HRC
- > High-grade special tool steel, forged, multi stage oil-hardened

**77 01 115 / 77 02 130**

round head, with bevel

**77 02 115 / 77 22 130**

round head, with small bevel

**77 11 115 / 77 12 115**round head, with bevel and lead catcher  
– no uncontrolled loss of cut wire ends**77 21 115**

pointed head, without bevel

**77 21 130**

round head, without bevel

**77 22 115**

round head, without bevel; cutting edge hardness approx. 57 HRC

**77 32 115**

pointed head, with small bevel

**77 42 115 / 77 42 130**

pointed head, without bevel; cutting edge hardness approx. 57 HRC

**77 52 115**pointed, flat head, with small bevel;  
cutting edge hardness approx. 57 HRC**77 72 115**

pointed mini-head, with small bevel

**77 01 115****77 02 115****77 12 115****77 22 115****77 32 115****77 42 115****77 52 115****77 72 115**

Article No.	EAN 4003773-	↔ mm	Icon	Head	Handles	Cutting capacities			Dimensions			
						Ø mm	Ø mm	Ø mm	B mm	A mm	D mm	g
<b>77 01 115</b>	018568	115		mirror polished	plastic coated	0.3 - 1.6	1.2	0.6	14.0	11.0	7.5	67
<b>77 01 130</b>	018575	130		mirror polished	plastic coated	0.3 - 2.0	1.5	0.8	18.0	15.0	9.5	108
<b>77 02 115</b>	039334	115		mirror polished	with multi-component grips	0.3 - 1.6	1.2	0.6	14.0	11.0	7.5	80
<b>77 02 130</b>	039341	130		mirror polished	with multi-component grips	0.3 - 2.0	1.5	0.8	18.0	15.0	9.5	124
<b>77 11 115</b>	018629	115		mirror polished	plastic coated	0.3 - 1.6	1.2	0.6	14.0	11.0	7.5	70
<b>77 12 115</b>	043768	115		mirror polished	with multi-component grips	0.3 - 1.6	1.2	0.6	14.0	11.0	7.5	80
<b>77 21 115</b>	018650	115		mirror polished	plastic coated	0.3 - 1.3	1.0		14.0	11.0	7.5	64
<b>77 21 130</b>	018667	130		mirror polished	plastic coated	0.3 - 1.6	1.3		18.0	14.0	9.5	110
<b>77 22 115</b>	043782	115		mirror polished	with multi-component grips	0.3 - 1.3	1.0		14.0	11.0	7.0	80
<b>77 22 130</b>	040446	130		mirror polished	with multi-component grips	0.3 - 2.0	1.5		18.0	15.0	9.0	124
<b>77 32 115</b>	044307	115		mirror polished	with multi-component grips	0.3 - 1.3	1.0	0.5	14.0	11.0	7.5	80
<b>77 42 115</b>	039761	115		mirror polished	with multi-component grips	0.3 - 1.3	0.8		14.0	11.0	7.5	80
<b>77 42 130</b>	018773	130		mirror polished	with multi-component grips	0.3 - 1.6	1.3		18.0	15.0	9.5	122
<b>77 52 115</b>	040750	115		mirror polished	with multi-component grips	0.3 - 1.0	0.8	0.5	14.0	11.0	7.5	77
<b>77 72 115</b>	040958	115		mirror polished	with multi-component grips	0.3 - 0.8			10.5	9.5	6.0	69



# Electronics Diagonal Cutters ESD

DIN ISO 9654

77

- > for fine cutting work, e.g. in electronics and fine mechanics
- > electrically discharging handles – dissipative
- > sturdy, zero-backlash box joint
- > low-friction double spring for gentle and even opening
- > the mirror polish together with a fine film of oil offer effective rust protection – no circuit faults caused by peeling chrome from plated tools
- > cutting edges additionally induction hardened, cutting edge hardness approx. 62 HRC
- > with two-colour dual component grips, black/grey
- > High-grade special tool steel, forged, multi stage oil-hardened

**77 02 115 ESD**  
round head, with small bevel

**77 12 115 ESD**  
round head, with bevel and lead catcher - no uncontrolled loss of cut wire ends

**77 22 115 ESD**  
round head, without bevel

**77 32 115 ESD**  
pointed head, with small bevel

**77 42 115 ESD**  
pointed head, without bevel

**77 52 115 ESD**  
pointed, flat head, with small bevel

**77 72 115 ESD**  
pointed mini-head, with small bevel



**77 02 115 ESD**  
⚠️ ⚡️ ⚙️ ⚒️ ⚔️



**77 12 115 ESD**  
⚠️ ⚡️ ⚙️ ⚒️ ⚔️



**77 22 115 ESD**  
⚠️ ⚡️ ⚙️ ⚒️ ⚔️



**77 32 115 ESD**  
⚠️ ⚡️ ⚙️ ⚒️ ⚔️



**77 42 115 ESD**  
⚠️ ⚡️ ⚙️ ⚒️ ⚔️



**77 52 115 ESD**  
⚠️ ⚡️ ⚙️ ⚒️ ⚔️



**77 72 115 ESD**  
⚠️ ⚡️ ⚙️ ⚒️ ⚔️

## ESD pliers (electrostatic discharge)

Electrostatic energy is discharged through the handles in a gradual and controlled manner which protects components endangered by electrostatic discharge in accordance with applicable standards, e.g. IEC TR 61 340-5, DIN EN 61 340-5, SP Method 2472



Article No.	EAN 4003773-	↔ mm	Head	Handles	Cutting capacities			Dimensions			⚖ g	
					Ø mm	Ø mm	Ø mm	B mm	A mm	D mm		
<b>77 02 115 ESD</b>	025092	115	⚠️ ⚡️ ⚙️ ⚒️ ⚔️	mirror polished	with multi-component grips	0.3 - 1.6	1.2	0.6	14.0	11.0	7.5	82
<b>77 12 115 ESD</b>	025108	115	⚠️ ⚡️ ⚙️ ⚒️ ⚔️	mirror polished	with multi-component grips	0.3 - 1.6	1.2	0.6	14.0	11.0	7.5	80
<b>77 22 115 ESD</b>	025115	115	⚠️ ⚡️ ⚙️ ⚒️ ⚔️	mirror polished	with multi-component grips	0.3 - 1.3	1.0		14.0	11.0	7.5	80
<b>77 32 115 ESD</b>	025122	115	⚠️ ⚡️ ⚙️ ⚒️ ⚔️	mirror polished	with multi-component grips	0.3 - 1.3	1.0	0.5	14.0	11.0	7.0	79
<b>77 42 115 ESD</b>	031901	115	⚠️ ⚡️ ⚙️ ⚒️ ⚔️	mirror polished	with multi-component grips	0.3 - 1.3	0.8		14.0	11.0	7.0	78
<b>77 52 115 ESD</b>	025139	115	⚠️ ⚡️ ⚙️ ⚒️ ⚔️	mirror polished	with multi-component grips	0.3 - 1.0	0.8	0.5	11.5	14.0	7.0	79
<b>77 72 115 ESD</b>	024330	115	⚠️ ⚡️ ⚙️ ⚒️ ⚔️	mirror polished	with multi-component grips	0.3 - 0.8			10.5	9.5	6.0	69

## Electronics Diagonal Cutters

with inserted carbide metal cutting edges

DIN ISO 9654

77  
H

- > for extreme demands on cutting pliers caused by hard or tough materials, e.g. piano, nickel, tungsten and diode wire, such as those used more frequently in the electronics and aerospace industries
- > always the right cutting tool, even with the hardest material
- > precision carbide metal cutting edges soldered into forged blanks
- > sturdy, zero-backlash box joint
- > hardness of the carbide cutting edges 80 - 83 HRC
- > pliers with carbide metal cutting edges have a substantially longer service life than such with conventional cutting edges
- > constantly reliable cutting results due to the avoidance of cutter deformations
- > high cost saving due to longer service life of the pliers

### 77 02 120 H / 77 02 135 H / ESD

round head, with bevel

### 77 32 120 H / ESD

pointed head with chamfer, with small bevel




77 02 120 H  




77 02 135 H  











77 32 120 H ESD  

Inserted carbide metal cutting edges

Precision carbide metal cutting edges  
soldered into forged blanks

Article No.	EAN 4003773-	↔ mm		Head	Handles	Cutting capacities				Dimensions			
						Ø mm	Ø mm	Ø mm	Ø mm	B mm	A mm	D mm	⚖ g
77 02 120 H	075783	120		mirror polished	with multi-component grips	2.0	1.4	1.0	0.6	14	11	7.5	85
77 02 120 H ESD	075813	120		mirror polished	with multi-component grips	2.0	1.4	1.0	0.6	14	11	7.5	85
77 02 135 H	075806	135		mirror polished	with multi-component grips	2.2	1.6	1.2	0.8	18	15	9.5	115
77 02 135 H ESD	075837	135		mirror polished	with multi-component grips	2.2	1.6	1.2	0.8	18	15	9.5	115
77 32 120 H	075790	120		mirror polished	with multi-component grips	1.6	1.0	0.6	0.2	14	11	7.5	80
77 32 120 H ESD	075820	120		mirror polished	with multi-component grips	1.6	1.0	0.6	0.2	14	11	7	80

# Electronics End Cutting Nippers

DIN ISO 5746

- > precision pliers for ultra fine cutting work, e. g. in electronics and fine mechanics
- > sturdy, zero backlash box joint
- > low-friction double spring for gentle and even opening
- > the polish or mirror polish (only finish 2) together with a fine film of oil offer effective rust protection – no circuit faults caused by peeling chrome from plated tools
- > cutting edges additionally induction hardened, cutting edge hardness at least 56 HRC
- > High-grade special tool steel, forged, multi stage oil-hardened

- Style 0**  
End Cutter, with bevel
- Style 2**  
End Cutter, mini-blade with small bevel
- Style 3**  
Oblique End Cutter, short head, with small bevel,  $\alpha = 15^\circ$
- Style 4**  
Oblique End Cutter, short head, with small bevel,  $\alpha = 27^\circ$
- Style 5**  
Oblique End Cutter, short head, without bevel, for flush cutting,  $\alpha = 27^\circ$

- Style 6**  
Oblique End Cutter, mini-blade with small bevel,  $\alpha = 65^\circ$
- Style 7**  
Oblique End Cutter, mini-blade with small bevel, head with recess,  $\alpha = 35^\circ$
- Style 1 / 64 11 115**  
End Cutter, without bevel
- Style 1 / 64 12 115 / ESD**  
End Cutter, with small bevel



64 22 115



64 62 120



64 72 120



64 72 120



64 02 115  
✂  $\angle 90^\circ$



64 12 115 ESD  
 ✂  $\angle 90^\circ$



64 12 115  
✂  $\angle 90^\circ$



64 22 115  
✂  $\angle 90^\circ$



64 32 120  
✂  $\angle 15^\circ$



64 42 115  
✂  $\angle 27^\circ$



64 52 115  
✂  $\angle 27^\circ$

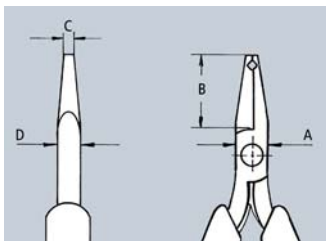


64 62 120  
✂  $\angle 65^\circ$

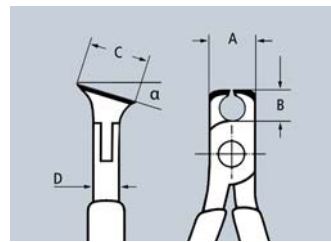


64 72 120  
✂  $\angle 35^\circ$

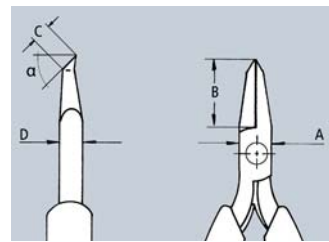




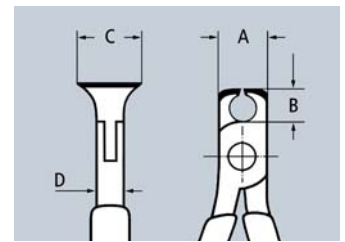
64 22 115



64 32/42/52



64 62 120



64 01/02/11/12

Article No.	EAN 4003773-	↔ mm		Style	Head	Handles	Cutting capacities			Dimensions				g
							Ø mm	Ø mm	Ø mm	A mm	B mm	D mm	C mm	
64 01 115	017745	115	∠90°	0	mirror polished	plastic coated	2.0	1.0	0.6	11.0	6.0	7.5	16.0	76
64 02 115	035343	115	∠90°	0	mirror polished	with multi-component grips	2.0	1.0	0.6	11.0	6.0	7.5	16.0	94
64 11 115	017769	115	∠90°	1	mirror polished	plastic coated	1.4	0.8		11.0	6.0	7.0	16.0	74
64 12 115	040743	115	∠90°	1	mirror polished	with multi-component grips	2.0	0.8	0.5	11.0	6.0	7.0	16.0	91
64 12 115 ESD	024323	115	∠90°	1	mirror polished	with multi-component grips	2.0	0.8	0.5	11.0	6.0	7.0	16.0	94
64 22 115	017806	115	∠90°	2	mirror polished	with multi-component grips	0.8			10.0	20.0	6.0	3.0	65
64 32 120	017820	120	∠15°	3	mirror polished	with multi-component grips	1.5	1.0	0.5	11.0	10.0	7.0	17.0	92
64 32 120 ESD	025078	120	∠15°	3	mirror polished	with multi-component grips	1.5	1.0	0.5	11.0	10.0	7.0	17.0	92
64 42 115	017844	115	∠27°	4	mirror polished	with multi-component grips	1.5	1.0	0.5	10.5	10.0	7.0	12.0	69
64 52 115	040439	115	∠27°	5	mirror polished	with multi-component grips	1.3			10.5	10.0	7.0	12.0	69
64 62 120	046998	120	∠65°	6	mirror polished	with multi-component grips	0.6			9.5	18.5	6.0	5.0	70
64 62 120 ESD	025085	120	∠65°	6	mirror polished	with multi-component grips	0.6			9.5	18.5	6.0	5.0	70
64 72 120	017882	120	∠35°	7	mirror polished	with multi-component grips	1.5			12.0	19.5	7.0	5.0	95

## Electronics Oblique Cutting Nipper

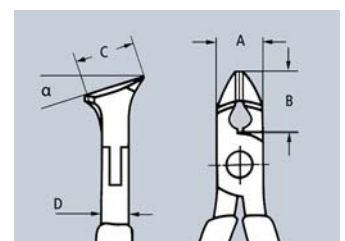
DIN ISO 9654

62  
12

- > with cutting edges for soft and medium hard wire without bevel, for flush cutting
- > cutting edges additionally induction hardened, cutting edge hardness approx. 58 HRC
- > low-friction double spring for gentle and even opening
- > sturdy, zero backlash box joint
- > the polish together with a fine film of oil offer effective rust protection – no circuit faults caused by peeling chrome from plated tools
- > High-grade special tool steel, forged, multi stage oil-hardened



62 12 120  
∠15°



Article No.	EAN 4003773-	↔ mm		Head	Handles	Cutting capacities			Dimensions				g
						Ø mm	Ø mm		A mm	B mm	D mm	C mm	
62 12 120	048008	120	∠15°	polished	with multi-component grips	0.3 - 1.0	0.7		11	10	7.5	17	93

# Precision Electronics Gripping Pliers

DIN ISO 9655

34

- > for very precise assembly work, e.g. in electronics and fine mechanics
- > for gripping, holding and bending
- > smoothly ground gripping surfaces, edges finely rounded
- > approx. 20% lighter than conventional electronics pliers
- > bolted joint and carefully manufactured joint surfaces for even, low-friction movement throughout the entire opening range
- > smooth-running double spring for a gentle and even opening
- > ergonomically optimised multi-component handles
- > forged from chrome vanadium ball-bearing steel

**Style 1**  
flat, wide jaws

**Style 2**  
half-round jaws

**Style 3**  
round, pointed jaws

**Style 4**  
flat, wide jaws; with precision laser cut cross-shaping

**Style 5**  
half-round jaws; with precision laser cut cross-shaping



34 12 130  
✳️ ◻️ ◻️ ◻️ ◻️ ◻️



34 12 130 ESD  
⚡️ ✳️ ◻️ ◻️ ◻️ ◻️ ◻️



34 22 130  
✳️ ⊖ ◻️ ◻️ ◻️ ◻️



34 22 130 ESD  
⚡️ ✳️ ⊖ ◻️ ◻️ ◻️ ◻️



34 32 130  
✳️ ⊗ ◻️ ◻️ ◻️ ◻️



34 32 130 ESD  
⚡️ ✳️ ⊗ ◻️ ◻️ ◻️ ◻️



34 42 130  
✳️ ◻️ ◻️ ◻️ ◻️ ◻️



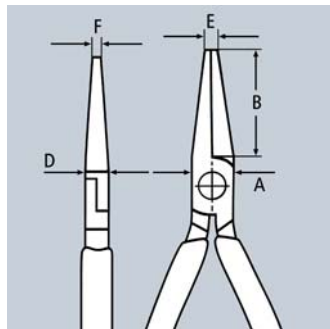

34 42 130 ESD  
⚡️ ✳️ ◻️ ◻️ ◻️ ◻️ ◻️



34 52 130  
✳️ ⊖ ◻️ ◻️ ◻️ ◻️ ◻️



34 52 130 ESD  
⚡️ ✳️ ⊖ ◻️ ◻️ ◻️ ◻️ ◻️



Cross-shaping: precision laser cut for a secure grip in ultra fine mounting work

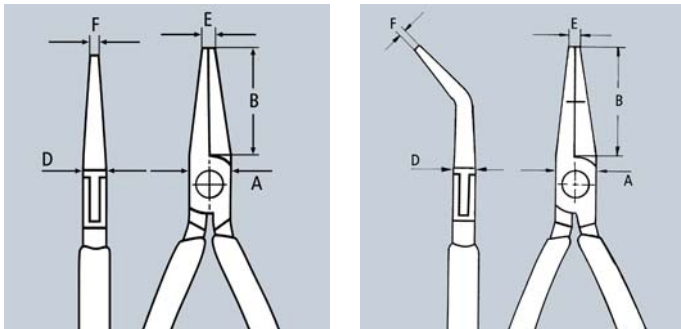
Article No.	EAN 4003773-	↔ mm	✳️ ◻️ ◻️ ◻️ ◻️ ◻️	Style	Pliers	Head	Handles	Dimensions					⚖ g
								B mm	A mm	D mm	E mm	F mm	
34 12 130	061458	135	✳️ ◻️ ◻️ ◻️ ◻️ ◻️	1	burnished	polished	with multi-component grips	21.9	11.2	6.5	1.4	3.5	61
34 12 130 ESD	061632	135	⚡️ ✳️ ◻️ ◻️ ◻️ ◻️ ◻️	1	burnished	polished		21.9	11.2	6.5	1.4	3.5	62
34 22 130	061472	135	✳️ ⊖ ◻️ ◻️ ◻️ ◻️ ◻️	2	burnished	polished	with multi-component grips	22.7	11.2	6.5	1.6	1.6	61
34 22 130 ESD	061656	135	⚡️ ✳️ ⊖ ◻️ ◻️ ◻️ ◻️ ◻️	2	burnished	polished		22.7	11.2	6.5	1.6	1.6	65
34 32 130	061496	135	✳️ ⊗ ◻️ ◻️ ◻️ ◻️ ◻️	3	burnished	polished	with multi-component grips	23.7	11.2	6.5	2.0	1.0	59
34 32 130 ESD	061670	135	⚡️ ✳️ ⊗ ◻️ ◻️ ◻️ ◻️ ◻️	3	burnished	polished		23.7	11.2	6.5	2.0	1.0	62
34 42 130	080282	135	✳️ ◻️ ◻️ ◻️ ◻️ ◻️	4	burnished	polished	with multi-component grips	21.9	11.2	6.5	1.4	3.5	61
34 42 130 ESD	080299	135	⚡️ ✳️ ◻️ ◻️ ◻️ ◻️ ◻️	4	burnished	polished		21.9	11.2	6.5	1.4	3.5	61
34 52 130	080312	135	✳️ ⊖ ◻️ ◻️ ◻️ ◻️ ◻️	5	burnished	polished	with multi-component grips	22.7	11.2	6.5	1.6	1.6	61
34 52 130 ESD	080305	135	⚡️ ✳️ ⊖ ◻️ ◻️ ◻️ ◻️ ◻️	5				22.7	11.2	6.5	1.6	1.6	61

# Electronics Pliers

DIN ISO 9655

35

- > precision pliers for fine assembly work, e.g. in electronics and fine mechanics
- > for gripping, holding and bending
- > sturdy, zero backlash box joint
- > smooth ground gripping surfaces
- > edges carefully deburred
- > low-friction double spring for gentle and even opening
- > the polish or mirror polish (only finish 2) together with a fine film of oil offer effective rust protection – no circuit faults caused by peeling chrome from plated tools
- > Special tool steel, forged, oil-hardened



35 11 115



35 22 115



35 32 115



35 42 115



35 52 145



35 62 145



35 72 145



35 82 145

Article No.	EAN 4003773-	↔ mm	Head	Handles	Dimensions					g	
					B mm	A mm	D mm	E mm	F mm		
35 11 115	016694	115		mirror polished	plastic coated	22.5	9.5	6.5	2.0	4.0	61
35 12 115	035107	115		mirror polished	with multi-component grips	22.5	9.5	6.5	2.0	4.0	72
35 21 115	016724	115		mirror polished	plastic coated	22.5	9.5	6.5	2.0	1.5	59
35 22 115	035114	115		mirror polished	with multi-component grips	22.5	9.5	6.5	2.0	1.5	73
35 31 115	016762	115		mirror polished	plastic coated	22.5	9.5	6.5	2.0	1.0	58
35 32 115	035121	115		mirror polished	with multi-component grips	22.5	9.5	6.5	2.0	1.0	72
35 42 115	040736	115		mirror polished	with multi-component grips	22.5	9.5	6.5	2.0	1.5	74
35 52 145	039389	145		mirror polished	with multi-component grips	40.0	12.0	7.5	1.5	4.0	102
35 62 145	039556	145		mirror polished	with multi-component grips	40.0	12.0	7.5	2.5	1.5	103
35 72 145	043607	145		mirror polished	with multi-component grips	40.0	12.0	7.5	2.5	1.3	98
35 82 145	039396	145		mirror polished	with multi-component grips	35.0	12.0	7.5	2.5	1.0	102

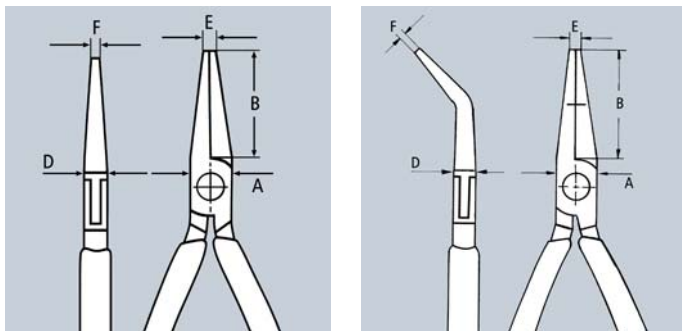


Electronics Pliers ESD

DIN ISO 9655

35

- > precision pliers for fine assembly work, e.g. in electronics and fine mechanics
- > for gripping, holding and bending
- > electrically discharging handles – dissipative
- > sturdy, zero backlash box joint
- > smooth ground gripping surfaces
- > edges carefully deburred
- > low-friction double spring for gentle and even opening
- > the mirror polish together with a fine film of oil offer effective rust protection – no circuit faults caused by peeling chrome from plated tools
- > with two-colour dual component grips, black/grey
- > Special tool steel, forged, oil-hardened



35 12 115 ESD



35 22 115 ESD



35 32 115 ESD



35 42 115 ESD

ESD pliers (electrostatic discharge)

Electrostatic energy is discharged through the handles in a gradual and controlled manner which protects components endangered by electrostatic discharge in accordance with applicable standards, e.g. IEC TR 61 340-5, DIN EN 61 340-5, SP Method 2472



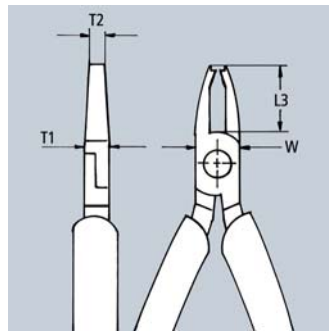
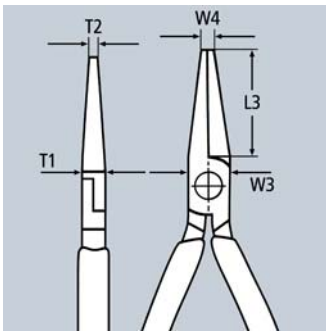

Article No.	EAN 4003773-	↔ mm		Head	Handles	Dimensions					⚖ g
						B mm	A mm	D mm	E mm	F mm	
35 12 115 ESD	024835	115		mirror polished	with multi-component grips	22.5	9.5	6.5	2.0	4.0	74
35 22 115 ESD	024842	115		mirror polished	with multi-component grips	22.5	9.5	6.5	2.0	1.5	74
35 32 115 ESD	024859	115		mirror polished	with multi-component grips	22.5	9.5	6.5	2.0	1.0	70
35 42 115 ESD	024866	115		mirror polished	with multi-component grips	22.5	9.5	6.5	2.0	1.5	74

# Electronics Mounting Pliers

DIN ISO 5743

36

- > precision pliers for very fine assembly and repair work in electronics
- > for bending and cutting off wire ends on components
- > sturdy, zero backlash box joint smooth ground gripping surfaces edges carefully deburred
- > low-friction double spring for gentle and even opening
- > the mirror polish together with a fine film of oil offer effective rust protection – no circuit faults caused by peeling chrome from plated tools
- > High-grade special tool steel, forged, oil-hardened



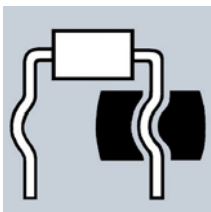
36 12 130



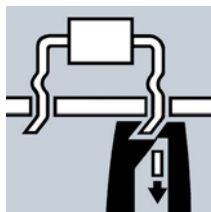
36 22 125



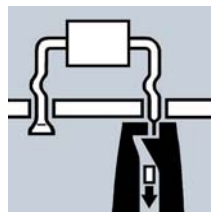
36 32 125



36 12 130  
to bend wire in shape for the distance to the board



36 22 125  
to bend and cut wire at 1.6 mm length below the board



36 32 125  
to crunch and cut wire at 1.6 mm length below the board

Article No.	EAN 4003773-	↔ mm		Head	Handles	Cutting capacities		Dimensions					
						 Ø mm	 mm	L3 mm	W mm	T1 mm	W1 mm	T2 mm	 g
36 12 130	016861	130		mirror polished	with multi-component grips			23.0	12.0	9.5	5.5	6.0	94
36 22 125	046967	125		mirror polished	with multi-component grips	1.2		18.0	11.5	7.5	7.5	2.6	94
36 32 125	016885	125		mirror polished	with multi-component grips	1.0		18.0	11.5	7.5	7.5	4.0	108

## Electronics Pliers Sets

for working on electronic components

00  
20

### 00 20 16

7 parts, contains 6 electronics pliers and one pair of precision tweezers; case made of hard-wearing polyester fabric, pliers are held by elastic band, zippered

### 00 20 16 P

6 parts, contains 6 precision electronics pliers; case made of hard-wearing polyester fabric, pliers are held by elastic band, zippered

### 00 20 16 P ESD

6 parts, contains 6 ESD precision electronics pliers, electrically discharging version; case made of hard-wearing polyester fabric, pliers are held by elastic band, zippered

### 00 20 17

6 parts, contains 6 ESD electronics pliers, electrically discharging version; case made of hard-wearing polyester fabric, pliers are held by elastic band, zippered

### 00 20 18

8 parts, contains 2 electronics pliers and 6 electronics screwdrivers; practical storage box, shock-resistant plastic, with foam insert

### 00 20 18 ESD

8 parts, contains 2 electronics pliers and 6 electronics screwdrivers, ESD electrically discharging version; practical storage box, shock-resistant plastic, with foam insert



00 20 16



00 20 16 P



00 20 16 P ESD



00 20 17



00 20 18



00 20 18 ESD



Article No.	EAN 4003773-	Contents	g
00 20 16	022619	35 12 115 / 35 22 115 / 35 32 115 / 64 32 120 / 77 02 115 / 77 42 115 / 92 34 36	720
00 20 16 P	063223	34 12 130 / 34 22 130 / 34 32 130 / 79 02 120 / 79 02 120 / 79 02 125 / 79 42 125	575
00 20 16 P ESD	063230	34 12 130 ESD / 34 22 130 ESD / 34 32 130 ESD / 79 02 120 ESD / 79 02 125 ESD / 79 42 125 ESD	585
00 20 17	031222	35 12 115 ESD / 35 22 115 ESD / 35 42 115 ESD / 64 32 120 ESD / 77 02 115 ESD / 77 32 115 ESD	695
00 20 18	033073	35 22 115 / 77 02 115 / screwdrivers 0.4 x 2.5 / 0.5 x 3.0 / 0.6 x 3.5 / 0.8 x 4.0 / PH0 / PH1	460
00 20 18 ESD	051848	35 22 115 ESD / 77 02 115 ESD / screwdrivers 0.4 x 2.5 / 0.5 x 3.0 / 0.6 x 3.5 / 0.8 x 4.0 / PH0 / PH1	465



## Precision Tweezers

92

- > smooth gripping surfaces
- > non-reflective matt finish

### 92 02 53

for SMD-technology\*; angled tips, width approx. 1 mm; gripping surfaces matt finish for optimum grip; Chrome nickel steel: stainless, anti-magnetic (18/10), very popular electronics quality

### 92 02 54

for SMD-technology\*; angled tips, width approx. 1 mm; with integrated profile for reliable gripping of cylindrical components of 0.6 mm dia.; gripping surfaces matt finish for optimum grip; Chrome nickel steel: stainless, anti-magnetic (18/10), very popular electronics quality

### 92 02 55

gripping jaws 3.5 mm wide, for cylindrical components of 0.8 mm dia.; serrated handles; stainless, anti-magnetic and acid-proof

### 92 12 52

angled tips; extra strong tips; stainless, anti-magnetic



92 02 53  
✳️ ∠45°



92 02 54  
✳️ ∠45°



92 02 55  
✳️



92 12 52  
✳️ ∠85°

Article No.	EAN 4003773-	↔ mm		Finish	⚖ g
92 02 53	054603	120	✳️ ∠45°	stainless, anti-magnetic	16
92 02 54	054610	120	✳️ ∠45°	stainless, anti-magnetic	15
92 02 55	054627	115	✳️	stainless, anti-magnetic, acid-proof	16
92 12 52	054658	120	✳️ ∠85°	stainless, anti-magnetic	20

\* SMD-Technology: technique for soldering surface mounted components on printed circuit boards without using holes

## Precision Tweezers

pointed shape

92

- > for fine mounting work
- > straight pattern
- > smooth gripping surfaces
- > particularly slim tips

### 92 22 04

non-reflective matt finish; gripping surfaces matt finish for optimum grip; Chrome nickel steel: stainless, anti-magnetic (18/10), very popular electronics quality

### 92 22 06

non-reflective matt finish; gripping surfaces matt finish for optimum grip; Chrome nickel steel: stainless, anti-magnetic (18/10), very popular electronics quality

### 92 22 07

non-reflective matt finish; Chrome nickel steel; stainless, anti-magnetic and acid-proof

### 92 23 05

Titanium; electrically conductive; lightweight; non-reflective matt finish; stainless, anti-magnetic and acid-proof

### 92 24 01

Spring steel; mirror finish nickel plated and polished



92 22 04  
✳️



92 22 06  
✳️



92 22 07  
✳️



92 23 05  
✳️



92 24 01  
✳️

Article No.	EAN 4003773-	↔ mm		Finish	⚖ g
92 22 04	054665	130	✳️	stainless, anti-magnetic	20
92 22 06	054672	120	✳️	stainless, anti-magnetic	15
92 22 07	054689	115	✳️	stainless, anti-magnetic, acid-proof	12
92 23 05	054726	120	✳️	Titanium, anti-magnetic, acid-proof, stainless	10
92 24 01	054733	120	✳️	nickel plated	15

**Precision Tweezers**  
needle-pointed shape

92


- > for ultra fine mounting work
- > extra fine tips
- > smooth gripping surfaces
- > stainless, anti-magnetic
- > non-reflective matt finish

**92 22 12**  
straight pattern

**92 22 13**  
American shape, solid; straight pattern; stainless, anti-magnetic and acid-proof

**92 32 29**  
sickle-shaped tips; Chrome nickel steel: stainless, anti-magnetic (18/10), very popular electronics quality; gripping surfaces matt finish for optimum grip

**92 34 28**  
angled tips



Article No.	EAN 4003773-	↔ mm		Finish	g
92 22 12	054696	105		stainless, anti-magnetic	13
92 22 13	054702	135		stainless, anti-magnetic, acid-proof	21
92 32 29	054818	120		stainless, anti-magnetic	16
92 34 28	054825	105		stainless, anti-magnetic	12

**Precision Tweezers**  
with centering pin pointed shape

92

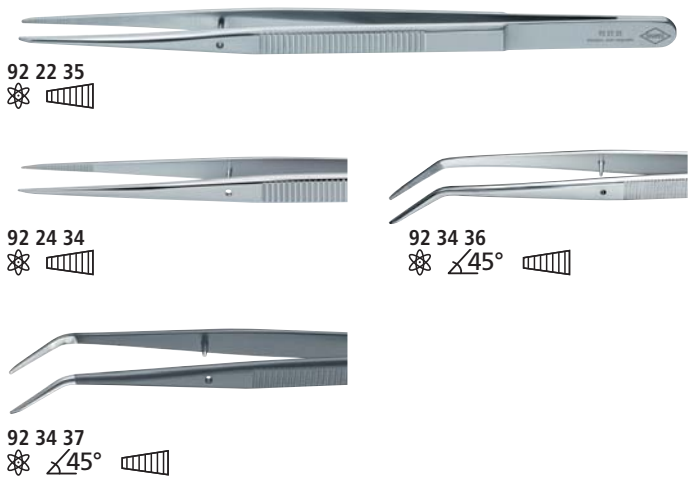
- > universally applicable
- > narrow tips
- > gripping surfaces with fine transverse serration
- > serrated handles

**92 22 35**  
straight pattern; non-reflective matt finish; stainless, anti-magnetic and acid-proof

**92 24 34**  
straight pattern; nickel plated

**92 34 36**  
angled tips; nickel plated

**92 34 37**  
angled tips; black non-reflective lacquered



Article No.	EAN 4003773-	↔ mm		Finish	g
92 22 35	054719	155		stainless, anti-magnetic, acid-proof	22
92 24 34	054740	155		nickel plated	21
92 34 36	054832	155		nickel plated	23
92 34 37	054849	155		black lacquered	21

**Precision Tweezers**  
round slim shape

92

- > round tips, approx. 2 mm wide
- > smooth gripping surfaces
- > stainless, anti-magnetic and acid-proof
- > Chrome nickel steel, stainless, anti-magnetic, acid-proof



Article No.	EAN 4003773-	↔ mm		Finish	g
92 52 23	054894	120		stainless, anti-magnetic, acid-proof	17

## Precision Tweezers

blunt shape

92

- > universally applicable
- > straight pattern
- > wide, round tips
- > serrated handles

### 92 44 42

jewellers' tweezers; round tips, approx. 2 mm wide; gripping jaws with fine crosswise serration (cross-hatched); nickel plated

### 92 64 43

round tips, approx. 3 mm wide; gripping surfaces with fine transverse serration; nickel plated

### 92 64 44

round tips, approx. 3.5 mm wide; gripping surfaces with fine transverse serration; nickel plated

### 92 70 46

round tips, approx. 3.5 mm wide; gripping surfaces with fine transverse serration; black non-reflective lacquered

### 92 72 45

round tips, approx. 3.5 mm wide; serrated gripping surfaces; nonreflective matt finish; stainless, anti-magnetic and acid-proof



92 44 42  
✳️ [cross-hatched icon]



92 64 43  
✳️ [serrated icon]



92 64 44  
✳️ [serrated icon]



92 70 46  
✳️ [serrated icon]



92 72 45  
✳️ [serrated icon]

Article No.	EAN 4003773-	↔ mm		Finish	⚖ g
92 44 42	054887	140	✳️ [cross-hatched icon]	nickel plated	21
92 64 43	054917	120	✳️ [serrated icon]	nickel plated	17
92 64 44	054924	145	✳️ [serrated icon]	nickel plated	23
92 70 46	055075	145	✳️ [serrated icon]	black lacquered	26
92 72 45	054962	145	✳️ [serrated icon]	stainless, anti-magnetic, acid-proof	27

## Plastic Tweezers

92

- > trapezoidal tips, approx. 3.5 mm wide
- > knurled gripping surfaces
- > serrated handles
- > tweezers body: solid plastic, temperature-resistant up to 130°C



92 69 84  
✳️ [knurled icon]

Article No.	EAN 4003773-	↔ mm		Finish	⚖ g
92 69 84	054948	130	✳️ [knurled icon]	plastic	19

## Precision Tweezers

rectangular blunt

92

- > mounting tweezers
- > rectangular tips, approx. 0.9 mm wide
- > gripping surfaces with fine transverse serration
- > nickel plated
- > Spring steel, high-strength



92 84 18  
✳️ [serrated icon]

Article No.	EAN 4003773-	↔ mm		Finish	⚖ g
92 84 18	054986	125	✳️ [serrated icon]	nickel plated	19



Cross-Over Tweezers

92

- > for holding small parts without finger pressure
- > for efficient clamping
- > nickel plated
- > Spring steel, high-strength

**92 94 91**

for ultra fine mounting work; extra fine tips; straight pattern; gripping surfaces matt finish for optimum grip

**92 37 64**

angled tips; gripping surfaces with fine transverse serration

**92 67 63**

straight pattern; serrated gripping surfaces

**92 27 62**

straight pattern; gripping surfaces with fine transverse serration

Article No.	EAN 4003773-	↔ mm		Finish	⚖ g
92 94 91	055006	160		nickel plated	35
92 95 89	055013	160		nickel plated	30
92 95 90	055020	160		nickel plated	32



92 94 91



92 95 89



92 95 90

Precision Tweezers

insulated  
IEC 60900

92

- > tested according IEC 60900
- > with dipped insulation
- > nickel plated
- > Spring steel, high-strength

**92 27 61**

for ultra fine mounting work; extra fine tips; straight pattern; gripping surfaces matt finish for optimum grip

**92 27 62**

straight pattern; gripping surfaces with fine transverse serration

**92 37 64**

angled tips; gripping surfaces with fine transverse serration

**92 67 63**

straight pattern; serrated gripping surfaces



92 27 61



92 27 62



92 37 64



92 67 63

Article No.	EAN 4003773-	↔ mm		Finish	⚖ g
92 27 61	054757	130		with dipped insulation	32
92 27 62	054764	150		with dipped insulation	35
92 37 64	054856	150		with dipped insulation	34
92 67 63	054931	145		with dipped insulation	43

Precision Tweezers ESD

92

- > Chrome nickel steel: stainless, anti-magnetic (18/10), very popular electronics quality
- > ESD coating: non-reflective black, with a surface resistance of approx. 10<sup>5</sup> Ohm
- > tips non-reflective brushed
- > gripping surfaces matt finish for optimum grip
- > Chrome nickel steel, stainless, anti-magnetic

**92 08 78 ESD**

for SMD-technology\*; angled tips; smooth gripping surfaces

**92 08 79 ESD**

shaped to grip horizontal cylindrical components of 1.0 mm dia.; smooth gripping surfaces; serrated handles

**92 28 69 ESD**

straight pattern; strong tip; smooth gripping surfaces

**92 28 70 ESD**

straight pattern; fine tip; smooth gripping surfaces

**92 28 71 ESD**

needle-pointed tips; straight pattern; smooth gripping surfaces

**92 28 72 ESD**

American shape, solid; long tips; straight pattern; smooth gripping surfaces

**92 38 75 ESD**

sickle-shaped tips; smooth gripping surfaces

**92 58 74 ESD**

round tips, approx. 2 mm wide; straight pattern; smooth gripping surfaces

**92 78 77 ESD**

round tips, approx. 3.5 mm wide; straight pattern; serrated gripping surfaces; serrated handles

**92 88 73 ESD**

rectangular tips, approx. 0.9 mm wide; gripping surfaces with fine transverse serration



**92 08 78 ESD**



**92 08 79 ESD**



**92 28 69 ESD**



**92 28 70 ESD**



**92 28 71 ESD**



**92 28 72 ESD**



**92 38 75 ESD**



**92 58 74 ESD**



**92 78 77 ESD**



**92 88 73 ESD**

Article No.	EAN 4003773-	↔ mm		Finish	g
<b>92 08 78 ESD</b>	054634	120		stainless, anti-magnetic, electrically dissipative	16
<b>92 08 79 ESD</b>	054641	120		stainless, anti-magnetic, electrically dissipative	16
<b>92 28 69 ESD</b>	054771	130		stainless, anti-magnetic, electrically dissipative	20
<b>92 28 70 ESD</b>	054788	110		stainless, anti-magnetic, electrically dissipative	13
<b>92 28 71 ESD</b>	054795	110		stainless, anti-magnetic, electrically dissipative	14
<b>92 28 72 ESD</b>	054801	135		stainless, anti-magnetic, electrically dissipative	22
<b>92 38 75 ESD</b>	054863	120		stainless, anti-magnetic, electrically dissipative	17
<b>92 58 74 ESD</b>	054900	120		stainless, anti-magnetic, electrically dissipative	19
<b>92 78 77 ESD</b>	054979	145		stainless, anti-magnetic, electrically dissipative	27
<b>92 88 73 ESD</b>	054993	130		stainless, anti-magnetic, electrically dissipative	20

\* SMD-Technology: technique for soldering surface mounted components on printed circuit boards without using holes

Pliers with tether attachment point  
for mounting a fall protection





---

Pliers range with tether attachment point  
for mounting a fall protection

---

256






Effective protection against accidents caused by falling tools. The tether attachment for the multi-component sleeve range.

## The tether attachment point for the range with multi-component handles

Tools can fall down when used on cherry pickers, scaffolding and ladders and when used by industrial climbers working with wire rope hoists.

**KNIPEX offers a range of pliers with reliable protection to prevent them falling down.**

An extremely stable tether attachment that is permanently welded to the handle is provided on the inside of the handle for attaching a tether. It enables equipment to be secured and put down quickly, either directly using the rope (paracord) strap or an appropriately small snap hook placed on a lanyard. In case of doubt, a rope (paracord) adapter can be used to adapt it to any existing tool fall arrest system.


















Tether attachment: dynamic load capacity for a max. fall height of 3 m / 10 ft by a tool from the KNIPEX TT range (or static load with max. 400 N / 90 lb).















Product video



\*(TT) Tethered Tools

## PLIERS WITH TETHER ATTACHMENT POINT

	Article No.	Description	Page
	<b>02 02 225 T</b>	High Leverage Combination Pliers, with tether attachment point for a tool tether DIN ISO 5746	29
	<b>08 22 145 T</b>	Needle-Nose Combination Pliers, with tether attachment point for a tool tether DIN ISO 5746	31
	<b>09 02 240 T</b>	Lineman's Pliers, with tether attachment point for a tool tether, American style DIN ISO 5746 ASME B107.20	33
	<b>09 12 240 T</b>		33
	<b>13 05 160 T</b>	Electricians' Pliers, with tether attachment point for a tool tether	36
	<b>13 82 200 T</b>	Pliers for Electrical Installation, with tether attachment point for a tool tether	34
	<b>26 12 200 T</b>	Snipe Nose Side Cutting Pliers, (Stork Beak Pliers), with tether attachment point for a tool tether DIN ISO 5745	39
	<b>26 15 200 T</b>		39
	<b>26 22 200 T</b>		39
	<b>26 25 200 T</b>		39
	<b>70 05 160 T</b>		Diagonal Cutters, with tether attachment point for a tool tether DIN ISO 5749
	<b>70 05 180 T</b>	94	
	<b>71 02 200 T</b>	KNIPEX CoBolt®, Compact Bolt Cutters, with tether attachment point for a tool tether DIN ISO 5743	102
	<b>71 22 200 T</b>		103
	<b>71 32 200 T</b>		103

	Article No.	Description	Page
	<b>73 05 160 T</b>	KNIPEX X-Cut®, Compact Diagonal Cutters, with tether attachment point for a tool tether	97
	<b>74 02 200 T</b>	High Leverage Diagonal Cutters, with tether attachment point for a tool tether DIN ISO 5746	98
	<b>74 02 250 T</b>		98
	<b>74 22 200 T</b>		98
	<b>74 22 250 T</b>		98
	<b>86 05 180 T</b>	Pliers Wrenches, pliers and a wrench in a single tool, with tether attachment point for a tool tether DIN ISO 5743	112
	<b>86 05 250 T</b>		112
	<b>87 02 180 T</b>	KNIPEX Cobra®, Hightech Water Pump Pliers, with tether attachment point for a tool tether DIN ISO 8976	117
	<b>87 02 250 T</b>		117
	<b>87 02 300 T</b>		117
	<b>88 02 250 T</b>	KNIPEX Alligator®, Water Pump Pliers, with tether attachment point for a tool tether DIN ISO 8976	123
	<b>88 02 300 T</b>		123
	<b>95 12 165 T</b>	Cable Shears, with tether attachment point for a tool tether	154
	<b>95 62 190 T</b>	Wire Rope Cutters, forged, with tether attachment point for a tool tether	162



## Tool Assortment and Cases



---

Tool Roll	260
KNIPEX Minis	260
Pliers Sets in a foam tray	261
Tool Kits	262
Tool Bag for electrical contractors	264
Apprentices tool Bag for electrical contractors	265
Tool Case "Electric"	266
Tool Case for electrical contractors	268
Belt Pouch	268
Belt Tool Pouch	268
Tool Case "Basic"	270
Tool Case "Standard"	270
Tool Case "Classic II"	271
Tool Case "Big Twin"	271
Tool Case "Big Twin Move"	272
Tool Bag empty	273
Tool Case "Robust"	273

---





**Tool Roll**

11 parts

00  
19

- > for telecommunications and electrical engineers
- > tool roll made of hard-wearing polyester fabric
- > with practical, adjustable quick release fastener
- > contains eight pliers and three screwdrivers
- > pliers with chrome plated heads and two-colour dual component handles
- > screwdrivers VDE tested according to DIN EN/IEC 60900 1000V



Article No.	EAN 4003773-				Quantity	⚖ g
<b>00 19 41</b>	024729		Tool Roll 11 parts			1620
			03 05 160	Combination Pliers	1	
			11 05 160	Insulation Strippers	1	
			25 05 160	Snipe Nose Side Cutting Pliers (Radio Pliers)	1	
			30 15 160	Long Nose Pliers	1	
			30 35 160			1
			31 15 160	Flat Nose Pliers (Needle-Nose Pliers)	1	
			67 05 140	High Leverage End Cutting Nipper	1	
			70 05 140	Diagonal Cutter	1	
			98 20 25	Screwdriver for slotted screws	1	
			98 20 40			1
			98 24 01	Screwdriver for cross recessed screws, Phillips®	1	

**KNIPEX Minis in belt pouch**

2 parts

00  
20

- > KNIPEX Minis as "little helpers" in the practical belt pouch
- > made of hard-wearing polyester fabric
- > with hook and loop fastener
- > with elastic side holder for small flash lamp, pen or suchlike
- > with practical belt loop
- > dimensions (W x H x D): 70 x 170 x 50 mm



00 20 72 V01

00 20 72 V02

Article No.	EAN 4003773-				Quantity	⚖ g
<b>00 20 72 V01</b>	070832		KNIPEX Minis in belt pouch 2 parts			350
			86 03 150	Mini Pliers Wrench, pliers and a wrench in a single tool	1	
			87 01 125	KNIPEX Cobra®, Hightech Water Pump Pliers	1	
<b>00 20 72 V02</b>	075851		KNIPEX Minis in belt pouch 2 parts			390
			74 01 160	High Leverage Diagonal Cutter	1	
			87 01 150	KNIPEX Cobra®, Hightech Water Pump Pliers	1	
<b>00 19 72 LE</b>	070191		Belt Pouch			



## Pliers Sets

in a foam tray

00  
20

- > in a foam tray for workbenches and tool trolleys
- > clearly organised storage of tools
- > precisely-sized recesses for holding the pliers
- > foam tray dimensions (W x H x D): 335 x 165 x 33 mm
- > material: two colour, closed pore foam



**00 20 01 V01**  
Pliers Set "Basic" – four pliers in a foam tray



**00 20 01 V02**  
Circlip Pliers Set – six precision circlip pliers in a foam tray



**00 20 01 V03**  
Water Pump Pliers Set – three pliers in a foam tray



**00 20 01 V09**  
Circlip Pliers Set "SRZ II" – four precision circlip pliers in a foam tray



Article No.	EAN			Quantity	g
<b>00 20 01 V01</b>	4003773-069645		Pliers Set "Basic", four pliers in a foam tray		1095
			03 05 180 Combination Pliers	1	
			26 15 200 Snipe Nose Side Cutting Pliers (Stork Beak Pliers)	1	
			74 05 180 High Leverage Diagonal Cutter	1	
			87 01 250 KNIPEX Cobra®, Hightech Water Pump Pliers	1	
<b>00 20 01 V02</b>	069652		Circlip Pliers Set, six precision circlip pliers in a foam tray		915
			48 11 J1	1	
			48 11 J2	1	
			48 21 J21	1	
			49 11 A1	1	
			49 11 A2	1	
			49 21 A21	1	
<b>00 20 01 V03</b>	069669		Water Pump Pliers Set, three pliers in a foam tray		1065
			85 01 250 KNIPEX SmartGrip®, Water Pump Pliers with automatic adjustment	1	
			87 41 250 Multiple Slip Joint Spanner	1	
			87 51 250 KNIPEX Cobra® ES, Water Pump Pliers extra-slim	1	
<b>00 20 01 V09</b>	073291		Pliers Set „SRZ II“, four precision circlip pliers in a foam tray		820
			48 11 J2	1	
			48 21 J21	1	
			49 11 A2	1	
			49 21 A21	1	

Tool Kits

00  
20

- > tools in a plastic deep-drawn tray with transparent lid
- > attractive sales packaging with Euro standard perforation
- > dimensions (W x H x D): 170 x 370 x 40 mm



**00 20 09 V01 Bestseller Set**

pliers with polished heads; handles with non-slip plastic coating or with two-colour multi-components grips

Article No.	EAN				Quantity	Nominal size	g
00 20 09 V01	4003773-073994		Bestseller-Set				950
			03 02 180	Combination Pliers	1	180 mm	
			70 02 160	Diagonal Cutter	1	160 mm	
			87 01 250	KNIPEX Cobra®, Hightech Water Pump Pliers	1	250 mm	



**00 20 09 V02 Cobra® Set**

pliers grey afromentized, handles with non-slip plastic coating

Article No.	EAN				Quantity	Nominal size	g
00 20 09 V02	4003773-074793		Cobra® Set				1220
			87 01 180	KNIPEX Cobra®, Hightech Water Pump Pliers	1	180 mm	
			87 01 250		1	250 mm	
			87 01 300		1	300 mm	



**00 20 09 V03 Alligator® Set**

pliers with polished heads; handles with non-slip plastic coating

Article No.	EAN				Quantity	Nominal size	g
00 20 09 V03	4003773-074809		Alligator® Set				1195
			88 01 180	KNIPEX Alligator®, Water Pump Pliers	1	180 mm	
			88 01 250		1	250 mm	
			88 01 300		1	300 mm	



**00 20 10 Power Set**

pliers with polished heads and plastic coated handles

Article No.	EAN				Quantity	Nominal size	g
00 20 10	4003773-010388		Power Set				990
			02 01 180	High Leverage Combination Pliers	1	180 mm	
			74 01 160	High Leverage Diagonal Cutter	1	160 mm	
			87 01 250	KNIPEX Cobra®, Hightech Water Pump Pliers	1	250 mm	



**00 20 11 Assembly Set**

pliers with two-colour multi-component grips

Article No.	EAN 4003773-				Quantity	Nominal size	g
<b>00 20 11</b>	012405		Assembly Set				810
			03 02 180	Combination Pliers	Knipex	180 mm	
			26 12 200	Snipe Nose Side Cutting Pliers (Stork Beak Pliers)		200 mm	
			70 02 160	Diagonal Cutter		160 mm	



**00 20 12 Electro Set**

pliers VDE-tested in conformance with DIN EN/IEC 60900 1000V, pliers chrome-plated; handles with multi-component grips

Article No.	EAN 4003773-				Quantity	Nominal size	g
<b>00 20 12</b>	012412		Electro Set				960
			03 06 180	Combination Pliers	Knipex	180 mm	
			26 16 200	Snipe Nose Side Cutting Pliers (Stork Beak Pliers)		200 mm	
			70 06 160	Diagonal Cutter		160 mm	



**00 20 13 VDE Tool Set**

tools VDE-tested in conformance to DIN EN/IEC 60900 1000V, pliers chrome-plated; handles with multi-component covers; with 3 WERA screwdrivers

Article No.	EAN 4003773-				Quantity	Nominal size	g
<b>00 20 13</b>	043287		VDE Tool Set				850
			26 16 200	Snipe Nose Side Cutting Pliers (Stork Beak Pliers)	Knipex	200 mm	
			70 06 160	Diagonal Cutter		160 mm	
			006110	Screwdrivers for slotted screws, 160i	Wera	0.6 x 3.5 x 100 mm	
			006120	Screwdrivers for slotted screws, 160i		1.0 x 5.5 x 125 mm	
			006154	Screwdrivers for cross recessed Phillips® screws, 162i PH		PH2 x 100 mm	



## Tool Bag

24 parts  
for electrical contractors, top model

00  
21

- > contains 24 brand name tools, partly VDE tested according to DIN EN/IEC 60900
- > comfortable bag of hard-wearing leather, with front bag, adjustable retaining loops and belt
- > with galvanized steel base tray
- > edges of the tool case reinforced with aluminium
- > dimensions, interior (W x H x D): 420 x 250 x 160 mm



Article No.	EAN					Quantity	Nominal size	△ g
00 21 01 TL	4003773-032694		Tool Bag 24 parts					6990
		△ 1000 V	03 06 180	Combination Pliers	Knipex	1	180 mm	
		△ 1000 V	11 06 160	Insulation Stripper		1	160 mm	
		△ 1000 V	25 06 160	Snipe Nose Side Cutting Pliers, Radio Pliers		1	160 mm	
		△ 1000 V	70 06 160	Diagonal Cutter		1	160 mm	
		△ 1000 V	98 52	Cable Knife		1	185 mm	
		MMM	16 20 165	Dismantling Tool		1	165 mm	
			361 252 1	Electrician's Chisel	Rennsteig	1	250 x 10 mm	
			340 300 1	Mason's Chisels		1		
			006100	Screwdrivers for slotted screws, 160i	Wera	1	0.4 x 2.5 x 80 mm	
		△ 1000 V	006110			1	0.6 x 3.5 x 100 mm	
			006120			1	1.0 x 5.5 x 125 mm	
			006125			1	1.2 x 6.5 x 150 mm	
		△ 1000 V	006152	Screwdrivers for cross recessed Phillips® screws, 162i PH	Wera	1	PH1 x 80 mm	
			006154			1	PH2 x 100 mm	
			007620	Screwdrivers for slotted screws, 334	Wera	1	1.0 x 6.0 x 125 mm	
		●	110010			1	1.2 x 6.5 x 150 mm	
			005655	Voltage Detector, 247		1	0.5 x 3.0 x 70 mm	
			101-0300	Locksmith's hammer	Picard	1	300 g	
			30490-800	Chipping hammer		1	800 g	
			75040-015	Flat brush		1	40 mm	
			75075-040	Painter's spatula		1	40 mm	
			71510-000	Metre ruler (yardstick)		1	2 m	
			306125	PUK® Junior Hacksaw	Haunstätter	1	150 x 240 mm	
			7165/50	Plasterer's bowl	Nölle	1	125 x 90 mm	

## Tool Bag

24 parts

apprentices tool bag for electrical contractors

00  
21

- > light design made of hard-wearing, reinforced polyester fabric
- > front additionally reinforced with aluminium brackets
- > semi-fold-out front with adjustable loops and exterior document compartment
- > with galvanized steel base tray
- > with carrying handle and adjustable shoulder strap
- > dimensions, interior (W x H x D): 420 x 250 x 160 mm

### Model 00 21 02 SL

contains 24 brand name tools,  
partly VDE tested according to DIN EN/IEC 60900

### Model 00 21 02 LE

without tools



00 21 02 SL

Article No.	EAN					Quantity	Nominal size	⚖ g	
00 21 02 SL	4003773-032687		Tool Bag 24 parts					6980	
			03 05 180	Combination Pliers	Knipex	1	180 mm		
			11 05 160	Insulation Stripper		1	160 mm		
			16 20 165	Dismantling Tool		1	165 mm		
			25 05 160	Snipe Nose Side Cutting Pliers (Radio Pliers)		1	160 mm		
			70 05 160	Diagonal Cutter		1	160 mm		
			98 52	Cable Knife		1	185 mm		
			361 252 1	Electrician's Chisel	Rennsteig	1	250 x 10 mm		
			340 250 1	Mason's Chisels		1	250 mm		
			101-0300	Locksmith's hammer		1	300 g		
			401-1000	Sledge hammer		1	1000 g		
			75040-015	Flat brush	Picard	1	40 mm		
			75075-040	Painter's spatula		1	40 mm		
			71501-024	Carpenter's pencil		1	24 cm		
			031580		Wera	1	0.4 x 2.5 x 80 mm		
			031582			1	0.6 x 3.5 x 100 mm		
			031587	Screwdrivers for slotted screws, 1160i		1	1.0 x 5.5 x 125 mm		
			031588			1	1.2 x 6.5 x 150 mm		
			031601			1	PH1 x 80mm		
			031603			1	PH2 x 100 mm		
			031611	Screwdrivers for cross recessed Phillips® screws, 1162i		1	PZ1 x 80 mm		
			031613	Screwdrivers for cross recessed Pozidriv®, 1165i		1	PZ2 x 100 mm		
			005655	Voltage Detector, 247			1	0.5 x 3.0 x 70 mm	
			306125	PUK® Junior Hacksaw		Haunstätter	1	150 x 240 mm	
			7165/50	Plasterer's bowl	Nölle	1	125 x 90 mm		
00 21 02 LE	057499		Tool Bag "New Classic Basic" empty					3400	

**Tool Case "Electric"**

20 parts

**00  
21**

- > heavy duty ABS material, black
- > with circumferential double aluminium frame
- > register hinges working as lid holder
- > strong, ergonomic handle
- > two flip-locks, lockable
- > one removable tool board in the lid with 15 push-in compartments on the bottom side and six big push-in compartments and a clamp compartment (400 mm width) on the lid side, fixed by push-button
- > base tray, height 58 mm, can be subdivided by flexible inserts; cover plate with six large push-in compartments, can be fixed by popper
- > cover and tool plate made of Con-Pearl® material
- > 20 kg maximum load
- > dimensions, exterior (W x H x D): 480 x 175 x 370 mm
- > dimensions, interior (W x H x D): 460 x 170 x 310 mm

**00 21 20**

with 20 brand name tools, partly VDE tested according to DIN EN/IEC 60900

**00 21 20 LE**

without tools



00 21 20

Article No.	EAN 4003773- 052166				Quantity	Nominal size	g
<b>00 21 20</b>	052166		Tool Case "Electric", 20 parts				7225
		⚠ 1000 V	03 06 180	Combination Pliers	Knipex	180 mm	
		MM	12 40 200	Self-Adjusting Insulation Stripper		200 mm	
			16 80 125	Universal Dismantling Tool		125 mm	
		⚠ 1000 V	26 16 200	Snipe Nose Side Cutting Pliers,		200 mm	
		⚠ 1000 V	26 26 200	(Stork Beak Pliers)		200 mm	
		⚠ 1000 V	70 06 160	Diagonal Cutter		160 mm	
		⚠ 1000 V	74 06 200	High Leverage Diagonal Cutter		200 mm	
			86 03 180	Pliers Wrench, pliers and a wrench in a single tool		180 mm	
			87 03 250	KNIPLEX Cobra®, Hightech Water Pump Pliers		250 mm	
		⚠ 1000 V	95 16 200	Cable Shears, with twin cutting edge		200 mm	
		⚠ 1000 V	98 56	Cable Knife, with replaceable blade	185 mm		
			006100	Screwdrivers for slotted screws, 160i	Wera	0.4 x 2.5 x 80 mm	
		⚠ 1000 V	006115			0.8 x 4.0 x 100 mm	
			006120			1.0 x 5.5 x 125 mm	
			006125			1.2 x 6.5 x 150 mm	
		⚠ 1000 V	006152			Screwdrivers for cross recessed Phillips® screws, 162i PH	PH1 x 80 mm
			006154		PH2 x 100 mm		
		⚠ 1000 V	006162	Screwdrivers for cross recessed Pozidriv® screws, 165i	PZ1 x 80 mm		
			006164		PZ2 x 100 mm		
		⊖	005655	Voltage Detector	1	0.5 x 3.0 x 70 mm	
<b>00 21 20 LE</b>	044567		Tool Case "Standard" empty				4485



## Tool Case "Electric"

23 parts

00  
21

- > contains 23 brand name tools, partly VDE tested according to DIN EN/IEC 60900, 1000 V
- > hard-wearing ABS hard-shell construction with aluminium frame and circular buffer protection
- > document compartment and pen holding straps
- > one removable tool plate, with elastic loops on both sides
- > one cover plate with elastic loops and tool protection cloth
- > large base tray with variable separations (e.g. for measuring and testing devices). Interior dimensions: 420 x 320 x 85 mm
- > sturdy metal locks and 3-digit-lock
- > strong, ergonomic handle
- > feet on both sides
- > colour: silver / aluminium look



00 21 30

Article No.	EAN 4003773-				Quantity	Nominal size	g
<b>00 21 30</b>	051084	Tool Case for electrical contractors, 23 parts					9440
			00 11 03	Control Cabinet Key, for all standard cabinets and shut-off systems	1	76 mm	
			03 06 180	Combination Pliers	1	180 mm	
			12 40 200	Self-Adjusting Insulation Stripper	1	200 mm	
			16 80 125	Universal Dismantling Tool	1	125 mm	
			26 16 200	Snipe Nose Side Cutting Pliers, (Stork Beak Pliers)	1	200 mm	
			26 26 200		1	200 mm	
			70 06 125	Diagonal Cutter	1	125 mm	
			70 06 160		1	160 mm	
			86 03 180	Pliers Wrench, pliers and a wrench in a single tool	1	180 mm	
			87 03 250	KNIPLEX Cobra®, Hightech Water Pump Pliers	1	250 mm	
			92 27 62	Precision Tweezers	1	150 mm	
			98 56	Cable Knife, with replaceable blade	1	185 mm	
			006100	Screwdrivers for slotted screws, 160i	1	0.4 x 2.5 x 80 mm	
			006110		1	0.6 x 3.5 x 100 mm	
			006115		1	0.8 x 4.0 x 100 mm	
			006120		1	1.0 x 5.5 x 125 mm	
			006125		1	1.2 x 6.5 x 150 mm	
			006130		1	1.2 x 8.0 x 175 mm	
			006150	Screwdrivers for cross recessed Phillips® screws	1	PH0 x 80 mm	
			006152		1	PH1 x 80 mm	
			006154		1	PH2 x 100 mm	
			006162	Screwdrivers for cross recessed Pozidriv® screws	1	PZ1 x 80 mm	
			006164		1	PZ2 x 100 mm	

## TOOL CASES

### Belt Pouch

for two pliers

00  
19

- > for two pliers up to 150 mm length
- > made of hard-wearing polyester fabric
- > with hook and loop fastener
- > with elastic side holder for small flash lamp, pen or suchlike
- > with practical belt loop

Article No.	EAN 4003773-	Width mm	Height mm	Depth mm	g
<b>00 19 72 LE</b>	070191	65	155	25	65

00 19 72 LE



### Belt Tool Pouch

empty

00  
19

- > made of hard-wearing polyester fabric and leather
- > with pockets for up to 8 tools
- > tool loops made of leather, riveted
- > with snap hook

Article No.	EAN 4003773-	Width mm	Height mm	Depth mm	g
<b>00 19 73 LE</b>	072065	170	235	75	210

00 19 73 LE



### Tool Bag "New Classic Basic"

empty

00  
21

- > light design made of hard-wearing, reinforced polyester fabric
- > front additionally reinforced with aluminium brackets
- > semi-fold-out front with adjustable loops and exterior document compartment
- > with galvanized steel base tray
- > with carrying handle and adjustable shoulder strap

**Model 00 21 02 LE**

without tools



00 21 02 LE

Article No.	EAN 4003773-	Dimension exterior width mm	Dimension exterior height mm	Dimension exterior depth mm	g
<b>00 21 02 LE</b>	057499	440	270	180	2970

**Traditional Tool Pouch**

empty

**00**  
21

- > made of hard-wearing polyester fabric
- > for tools up to approx. 450 mm in length
- > with document compartment on the back
- > with carrying handle and adjustable shoulder strap
- > closing strap made of leather
- > dimensions, exterior (W x H x D): 520 x 200 x 230 mm, dimensions, interior (W x H x D): 490 x 140 x 155 mm

Article No.	EAN 4003773-	Width mm	Height mm	Depth mm	⚖ g
<b>00 21 07 LE</b>	071358	520	200	230	1510

**00 21 07 LE****Tool Bag "LightPack"**

empty

**00**  
21

- > can be opened both sides
- > made from tough polyester fabric, with zip fasteners and hook and loop fastener
- > tool loops inside
- > plastic base tray
- > steel handle with softgrip
- > shoulder strap (can also be used as tool belt) with small pouch for the mobile
- > 20 kg maximum load

Article No.	EAN 4003773-	Width mm	Height mm	Depth mm	⚖ g
<b>00 21 08 LE</b>	077787	480	380	300	3450

**00 21 08 LE****Tool and notebook bag for service technicians**

empty

**00**  
21

- > lined inside pouch for notebook and DIN A4 documents; also 1 DIN A4 zipped compartment
- > 90° fold-out front pouch with 8 tool pouches and 1 small inside pouch
- > reverse side of the front pouch with 5 tool pouches and 3 pen pouches
- > 1 removeable tool panel with 8 tool pouches on the front and 2 rows of elastic loops on the back
- > splash-water-protected bottom
- > adjustable shoulder belt with quick-release fastener
- > with two carry loops
- > made of hard-wearing polyester fabric

**00 21 10 LE**

Article No.	EAN 4003773-	Dimension exterior width mm	Dimension exterior height mm	Dimension exterior depth mm	⚖ g
<b>00 21 10 LE</b>	074472	440	200	340	2700



## Tool Case "Basic"

empty

00  
21

- > heavy duty ABS material, black
- > circumferential aluminium frame with D-shape rings for the shoulder strap (included)
- > 3-digit lock and two flip-locks for fixation of the cover
- > strong, ergonomic handle
- > metal hinges
- > lid holder with hinge-joint mechanism
- > document compartment in the cover
- > removable tool board in the lid with nine push-in compartments and an elastic loop on the lid side; with ten slim and one large push in compartments on the bottom side
- > base tray, height 55 mm, can be subdivided by inserts; cover plate with 12 large push-in compartments and a flat compartment, can be fixed by popper
- > load capacity: 15 kg



00 21 05 LE

Article No.	EAN 4003773-	Dimension exterior (interior) width mm	Dimension exterior (interior) height mm	Dimension exterior (interior) depth mm	⚖ g
00 21 05 LE	056904	465 (440)	200 (180)	410 (350)	5680

## Tool Case "Standard"

empty

00  
21

- > heavy duty ABS material, black
- > with circumferential double aluminium frame
- > register hinges working as lid holder
- > strong, ergonomic handle
- > two flip-locks, lockable
- > one removable tool board in the lid with 15 push-in compartments on the bottom side and six big push-in compartments and a clamp compartment (400 mm width) on the lid side, fixed by push-button
- > base tray, height 58 mm, can be subdivided by flexible inserts; cover plate with six large push-in compartments, can be fixed by popper
- > cover and tool plate made of Con-Pearl® material
- > 20 kg maximum load



00 21 20 LE

Article No.	EAN 4003773-	Dimension exterior (interior) width mm	Dimension exterior (interior) height mm	Dimension exterior (interior) depth mm	⚖ g
00 21 20 LE	044567	480 (460)	175 (170)	370 (310)	4485

**Tool Case "Classic II"**  
empty

00  
21

- > heavy duty ABS material, black
- > with circumferential double aluminium frame
- > register hinges working as lid holder
- > sturdy multi-component handle with grip recesses
- > two flip-locks, lockable
- > document compartment in the cover
- > one removable tool board in the lid with CP7-tool holder (thickness 11 mm) on the bottom side
- > one tool board in the lid with CP7-tool holder (thickness 11 mm) on the lid side and CP7- tool holder (thickness 15 mm) on the bottom side
- > base tray, height 58 mm, can be subdivided by flexible inserts; cover plate with CP7-tool holder (thickness 25 mm) on the lid side, can be fixed by popper
- > cover and tool plate made of Con-Pearl® material
- > 30 kg maximum load



00 21 32 LE

Article No.	EAN 4003773-	Dimension exterior (interior) width mm	Dimension exterior (interior) height mm	Dimension exterior (interior) depth mm	⚖ g
00 21 32 LE	057536	480 (415)	180 (160)	365 (300)	5235

**Tool Case "BIG Twin"**  
empty

00  
21

00 21 40 LE

- > heavy duty ABS material, black
- > sturdy aluminium frame with D-shape rings for belt and fix, sturdy centre board with multi-purpose push-in facilities by elastic loops and twelve small pockets
- > comfortable handle and mounting device for a "Trolley" embedded in the bottom (available ordering ref. 00 21 40 T)
- > metal hinges
- > 30 kg maximum load
- > can be opened on one or both sides; bottom tray and cover can be opened independently
- > stands stable in any opening position due to lid-holders and hinge mechanisms on both sides, that register in a position of 45° and 90°
- > 3-digit lock and two flip-locks for fixation of the cover
- > removable document compartment and removable tool board, with 13 push-in compartments on one side
- > two flip-locks to fix the bottom
- > base tray, height 58 mm, can be subdivided by flexible inserts; cover plate with six large push-in compartments, can be fixed by popper
- > dimensions exterior: (W x H x D): 490 x 255 x 410 mm
- > dimensions interior: (W x H x D): 445 x (105 + 105) x 350 mm

00 21 40 T

- > telescopic handle for rolling transport of tool case
- > applicable for cases:  
00 21 40 LE Tool Case "BIG Twin", 98 99 14 Universal Tool Case
- > height adjustable handle with catch
- > integrated mechanism for fixation to the case, for rapid assembly and removal
- > with two smooth castors
- > dimensions: 60 x 245 x 400 (1,000) mm (extended)



00 21 40 LE

Article No.	EAN 4003773-	Dimension exterior (interior) width mm	Dimension exterior (interior) height mm	Dimension exterior (interior) depth mm	⚖ g
00 21 40 LE	057673	490 (445)	255 (105 + 105)	410 (350)	7550
00 21 40 T	062981	Trolley for rolling case transport			1200

## Tool Case "BIG Twin-Move"

with integrated rollers and telescopic handle, empty

00  
21

- > heavy duty ABS material, black
- > all-round aluminium frame and firmly mounted sturdy centre board, each side offering multi-purpose push-in facilities by elastic loops and 12 small pockets
- > pull-out handle embedded in the base and two integrated smooth in-line skater runners
- > 30 kg maximum load
- > can be opened on one or both sides (V form); base tray and cover can be partially or fully opened independently of each other; stands securely in all opening positions; the special runners are gentle on the floor and ensure stability
- > lockable
- > removable document compartment and removable tool panel with 13 tool pouches
- > base tray, height 60 mm, can be subdivided by flexible inserts; tool panel as cover plate with 13 tool pouches



00 21 41 LE

Article No.	EAN	Dimension exterior (interior) width mm	Dimension exterior (interior) height mm	Dimension exterior (interior) depth mm	⚖ g
00 21 41 LE	4003773-071549	510 (480/445)	270 (105)	410 (370/330)	8600



## Tool bag

empty

00  
21

### Compact tool bag for the service technician

- > perfectly fits in the KNIPEX BIG Twin 00 21 40 LE / 00 21 41 LE and other standard tool cases
- > with 8 tool pouches and 7 tool straps
- > slip-through back strap to attach to a trolley
- > made from tough polyester fabric, with zip fastener



00 21 11 LE

Article No.	EAN	Dimension exterior width mm	Dimension exterior height mm	Dimension exterior depth mm	g
00 21 11 LE	4003773-077718	410	60	290	450

## Tool case "ROBUST"

empty

00  
21

### Fit to fly case made from impact-resistant polypropylene

- > dustproof, airtight, watertight
- > air pressure compensation valve
- > temperatures ranging from -40° up to +80° C
- > padlock eyelets
- > document compartment; tool panels with 35 push-in compartments which can be filled with tools
- > 2 aluminium dividers to customize the bottom tray
- > 30 kg maximum load



Two-stage locks, easy to open – also with one hand



Automatic pressure compensation valve, permeable to air while keeping out water

00 21 35 LE



Article No.	EAN	Dimension exterior (interior) width mm	Dimension exterior (interior) height mm	Dimension exterior (interior) depth mm	g
00 21 35 LE	4003773-077596	470 (437)	190 (172)	370 (307)	4800

00 11 01	148	00 21 40 T	231	09 02 240 T	33	13 42 165	50	23 01 140	37	30 33 160	64	40 14 250	68
00 11 02	149	00 21 40 T	271	09 02 240 T	257	13 45 165	50	25 01 125	38	30 35 140	64	41 04 180	69
00 11 03	149	00 21 41 LE	272	09 11 240	33	13 46 165	50	25 01 140	38	30 35 160	64	41 04 250	69
00 11 04	149	01 06 160	32	09 12 240	33	13 46 165	198	25 01 160	38	30 36 160	64	41 04 300	69
00 11 06	149	01 06 160	196	09 12 240 T	33	13 81 200	35	25 02 140	38	30 36 160	202	41 14 250	69
00 11 06 V01	149	01 06 190	32	09 12 240 T	257	13 82 200	35	25 02 160	38	30 41 160	147	41 24 225	69
00 11 06 V02	150	01 06 190	196	10 98 I220	132	13 82 200 T	35	25 03 125	38	31 11 160	63	41 34 165	69
00 11 07	150	02 01 180	29	10 99 I220	132	13 82 200 T	257	25 05 140	38	31 15 160	63	41 44 200	69
00 11 08	151	02 01 200	29	11 01 160	42	13 86 200	35	25 05 160	38	31 21 160	63	42 14 280	68
00 11 17	151	02 01 225	29	11 02 160	42	13 86 200	200	25 06 160	38	31 25 160	63	42 24 280	68
00 11 V50	147	02 02 180	29	11 05 160	42	13 91 200	35	25 06 160	201	32 11 135	65	42 34 280	68
00 19 41	260	02 02 200	29	11 06 160	42	13 92 200	35	25 21 160	38	32 21 135	65	42 44 280	68
00 19 55 S4	113	02 02 225	29	11 06 160	198	13 96 200	35	25 25 160	38	32 31 135	65	44 10 J5	78
00 19 56	81	02 02 225 T	29	11 07 160	42	13 96 200	200	25 26 160	38	33 01 160	65	44 10 J6	78
00 19 57	81	02 02 225 T	257	11 07 160	198	14 22 160	43	25 26 160	201	33 03 160	65	44 11 J0	72
00 19 72 LE	260	02 05 180	29	11 12 160	42	14 25 160	43	26 11 200	39	34 12 130	244	44 11 J1	72
00 19 72 LE	268	02 05 200	29	11 17 160	42	14 26 160	43	26 12 200	39	34 12 130 ESD	244	44 11 J2	72
00 19 73 LE	268	02 05 225	29	11 17 160	198	14 26 160	199	26 12 200 T	39	34 22 130	244	44 11 J3	72
00 20 01 V01	261	02 06 180	29	11 82 130	42	15 11 120	49	26 12 200 T	257	34 22 130 ESD	244	44 11 J4	72
00 20 01 V02	81	02 06 180	196	11 92 140	43	15 19 005	49	26 13 200	39	34 32 130	244	44 13 J0	72
00 20 01 V02	261	02 06 200	29	12 11 180	45	15 19 006	49	26 15 200	39	34 32 130 ESD	244	44 13 J1	72
00 20 01 V03	261	02 06 200	196	12 12 02	45	15 19 008	49	26 15 200 T	39	34 42 130	244	44 13 J2	72
00 20 01 V09	81	02 06 225	29	12 12 06	45	15 19 010	49	26 15 200 T	257	34 42 130 ESD	244	44 13 J3	72
00 20 01 V09	261	02 06 225	196	12 12 10	45	15 51 160	51	26 16 200	39	34 52 130	244	44 13 J4	72
00 20 03 SB	82	02 07 200	29	12 12 11	45	15 61 160	51	26 16 200	201	34 52 130 ESD	244	44 19 J5	78
00 20 03 V02	83	02 07 200	196	12 12 12	45	15 81 160	51	26 17 200	39	35 11 115	245	44 19 J6	78
00 20 04 SB	82	02 07 225	29	12 12 13	45	16 20 16 SB	51	26 17 200	201	35 12 115	245	44 20 J51	78
00 20 04 V01	83	02 07 225	196	12 12 14	45	16 20 28 SB	51	26 21 200	39	35 12 115 ESD	246	44 20 J61	78
00 20 09 V01	263	03 01 140	28	12 19 02	45	16 20 165 SB	51	26 22 200	39	35 21 115	245	44 21 J01	72
00 20 09 V02	263	03 01 160	28	12 19 06	45	16 29 165	51	26 22 200 T	39	35 22 115	245	44 21 J11	72
00 20 09 V03	263	03 01 180	28	12 19 10	45	16 30 135 SB	52	26 22 200 T	257	35 22 115 ESD	246	44 21 J21	72
00 20 10	263	03 01 200	28	12 19 11	45	16 39 135	52	26 25 200	39	35 31 115	245	44 21 J31	72
00 20 11	263	03 01 250	28	12 19 12	45	16 40 150	52	26 25 200 T	39	35 32 115	245	44 21 J41	72
00 20 12	263	03 02 160	28	12 19 13	45	16 49 150	52	26 25 200 T	257	35 32 115 ESD	246	44 23 J11	72
00 20 13	263	03 02 180	28	12 19 14	45	16 60 05 SB	53	26 26 200	39	35 42 115	245	44 23 J21	72
00 20 15	227	03 02 200	28	12 19 180	45	16 60 06 SB	53	26 26 200	201	35 42 115 ESD	246	44 23 J31	72
00 20 16	248	03 05 140	28	12 21 180	45	16 60 100 SB	54	26 27 200	39	35 52 145	245	44 29 J51	78
00 20 16 P	248	03 05 160	28	12 29 180	45	16 64 125 SB	54	26 27 200	201	35 62 145	245	44 29 J61	78
00 20 16 P ESD	248	03 05 180	28	12 40 200	47	16 65 125 SB	54	27 01 160	37	35 72 145	245	44 31 J02	72
00 20 17	248	03 05 200	28	12 42 195	46	16 80 125 SB	55	28 01 200	61	35 82 145	245	44 31 J12	72
00 20 18	248	03 06 160	28	12 49 01	47	16 85 125 SB	55	28 21 200	61	36 12 130	247	44 31 J22	72
00 20 18 ESD	248	03 06 160	197	12 49 02	47	16 90 130 SB	55	28 71 280	62	36 22 125	247	44 31 J32	72
00 20 72 V01	260	03 06 180	28	12 49 03	47	16 95 01 SB	57	28 81 280	62	36 32 125	247	44 31 J42	72
00 20 72 V02	260	03 06 180	197	12 49 04	47	19 01 130	37	29 11 160	63	37 11 125	66	45 10 170	80
00 21 01 TL	264	03 06 200	28	12 49 05	47	19 03 130	37	29 21 160	63	37 13 125	66	45 21 200	80
00 21 02 LE	265	03 06 200	197	12 49 21	46	20 01 125	60	29 25 160	63	37 21 125	66	46 10 100	79
00 21 02 LE	268	03 07 160	28	12 49 23	46	20 01 140	60	30 11 140	64	37 23 125	66	46 10 A5	78
00 21 02 SL	265	03 07 160	197	12 50 200	47	20 01 160	60	30 11 160	64	37 31 125	66	46 10 A6	78
00 21 05 LE	270	03 07 180	28	12 59 01	47	20 01 180	60	30 11 190	64	37 33 125	66	46 11 A0	73
00 21 07 LE	269	03 07 180	197	12 59 02	47	20 02 140	60	30 13 140	64	37 41 125	66	46 11 A1	73
00 21 08 LE	269	03 07 200	28	12 62 180	47	20 02 160	60	30 13 160	64	37 43 125	66	46 11 A2	73
00 21 10 LE	269	03 07 200	197	12 64 180	48	20 05 140	60	30 15 140	64	38 11 200	67	46 11 A3	73
00 21 11 LE	273	03 07 250	28	12 69 21	47	20 05 160	60	30 15 160	64	38 15 200	67	46 11 A4	73
00 21 15	227	03 07 250	197	12 69 23	47	20 06 160	60	30 15 190	64	38 21 200	67	46 11 G0	80
00 21 15 LE	227	08 05 110	32	12 69 31	48	20 06 160	200	30 16 160	64	38 25 200	67	46 11 G1	80
00 21 15 LE	227	08 21 145	31	12 80 040 SB	48	22 01 125	61	30 16 160	202	38 31 200	67	46 11 G2	80
00 21 20	266	08 22 145	31	12 80 100 SB	48	22 01 140	61	30 21 140	64	38 35 200	67	46 11 G3	80
00 21 20 LE	266	08 22 145 T	31	12 82 130 SB	49	22 01 160	61	30 21 160	64	38 41 190	67	46 11 G4	80
00 21 20 LE	270	08 22 145 T	257	12 85 100 SB	49	22 02 140	61	30 21 190	64	38 45 190	67	46 13 A0	73
00 21 25	82	08 25 145	31	13 01 160	36	22 02 160	61	30 23 140	64	38 71 200	67	46 13 A1	73
00 21 30	267	08 26 145	31	13 02 160	36	22 05 140	61	30 25 140	64	38 91 200	67	46 13 A2	73
00 21 32 LE	271	08 26 145	197	13 05 160	36	22 05 160	61	30 25 160	64	38 95 200	67	46 13 A3	73
00 21 35 LE	273	09 01 240	33	13 05 160 T	36	22 06 160	61	30 25 190	64	40 04 180	68	46 19 A5	78
00 21 40 LE	271	09 02 240	33	13 05 160 T	257	22 06 160	199	30 31 160	64	40 04 250	68	46 19 A6	78

46 20 A51	78	50 01 250	86	70 07 180	94	74 05 180	99	78 03 125	235	85 59 250 A	142	88 06 250	206
46 20 A61	78	50 01 300	86	70 07 180	202	74 05 200	99	78 03 125 ESD	235	85 59 250 C	143	88 07 250	123
46 21 A01	73	51 01 210	86	70 11 110	94	74 05 250	99	78 13 125	235	86 03 125	113	88 07 250	206
46 21 A11	73	55 00 300	87	70 15 110	94	74 06 160	99	78 13 125 ESD	235	86 03 150	113	88 07 300	123
46 21 A21	73	58 30 225	87	70 26 160	95	74 06 160	205	78 23 125	235	86 03 180	113	88 07 300	206
46 21 A31	73	61 01 200	108	70 26 160	204	74 06 180	99	78 31 125	235	86 03 250	113	89 01 250	125
46 21 A41	73	61 02 200	108	71 01 200	102	74 06 180	205	78 41 125	235	86 03 300	113	89 03 250	125
46 23 A01	73	62 12 120	243	71 01 250	105	74 06 200	99	78 61 125	235	86 03 400	114	89 05 250	125
46 23 A11	73	64 01 115	243	71 02 200	102	74 06 200	205	78 61 125 ESD	235	86 05 150	113	90 01 125	125
46 23 A21	73	64 02 115	243	71 02 200T	102	74 06 250	99	78 71 125	235	86 05 180	113	90 03 125	125
46 23 A31	73	64 11 115	243	71 02 200T	257	74 06 250	205	78 71 125 ESD	235	86 05 180T	113	90 20 185	135
46 29 A51	78	64 12 115	243	71 12 200	102	74 07 200	99	78 81 125	235	86 05 180T	257	90 25 20	136
46 29 A61	78	64 12 115 ESD	243	71 21 200	103	74 07 200	205	78 91 125	235	86 05 250	113	90 25 40	137
46 31 A02	73	64 22 115	243	71 22 200	103	74 07 250	99	79 02 120	236	86 05 250T	113	90 29 01	136
46 31 A12	73	64 32 120	243	71 22 200T	103	74 07 250	205	79 02 120 ESD	237	86 05 250T	257	90 29 02	136
46 31 A22	73	64 32 120 ESD	243	71 22 200T	257	74 12 160	99	79 02 125	236	86 07 250	206	90 29 15	136
46 31 A32	73	64 42 115	243	71 31 200	103	74 12 180	99	79 02 125 ESD	237	87 01 125	117	90 29 40	137
46 31 A42	73	64 52 115	243	71 31 250	105	74 21 180	99	79 12 125	236	87 01 150	117	90 29 185	135
48 11 J0	74	64 62 120	243	71 32 200	103	74 21 200	99	79 12 125 ESD	237	87 01 180	117	90 42 250	138
48 11 J1	74	64 62 120 ESD	243	71 32 200T	103	74 21 250	99	79 22 120	236	87 01 250	117	90 42 340	138
48 11 J2	74	64 72 120	243	71 32 200T	257	74 22 200	99	79 22 120 ESD	237	87 01 300	117	90 49 340	138
48 11 J3	74	67 01 140	108	71 41 200	103	74 22 200T	99	79 22 125	236	87 01 400	118	90 49 340 M	138
48 11 J4	74	67 01 160	108	71 72 460	106	74 22 200T	257	79 22 125 ESD	237	87 01 560	118	90 55 280	138
48 21 J01	74	67 01 200	108	71 72 610	106	74 22 250	99	79 32 125	236	87 02 180	117	90 59 280	138
48 21 J11	74	67 05 140	108	71 72 760	106	74 22 250T	99	79 32 125 ESD	237	87 02 180T	117	90 61 16	139
48 21 J21	74	67 05 160	108	71 72 910	106	74 22 250T	257	79 42 125	236	87 02 180T	257	90 61 20	139
48 21 J31	74	67 05 200	108	71 79 460	106	75 02 125	238	79 42 125 ESD	237	87 02 250	117	90 70 220	144
48 21 J41	74	68 01 160	87	71 79 610	106	75 12 125	238	79 42 125Z	236	87 02 250T	117	91 00 200	144
48 31 J0	75	68 01 160	109	71 79 760	106	75 22 125	238	79 42 125Z ESD	237	87 02 250T	257	91 13 250	145
48 31 J1	75	68 01 180	87	71 79 910	106	75 52 125	238	79 52 125	236	87 02 300	117	91 19 250 01	145
48 31 J2	75	68 01 180	109	71 82 950	107	76 01 125	96	79 52 125 ESD	237	87 02 300T	117	91 31 180	146
48 31 J3	75	68 01 200	87	71 89 950	107	76 03 125	96	79 62 125	236	87 02 300T	257	91 51 160	146
48 41 J01	75	68 01 200	109	72 01 140	92	76 05 125	96	79 62 125 ESD	237	87 03 125	117	91 61 160	146
48 41 J11	75	68 01 280	87	72 01 160	92	76 12 125	96	81 01 250	128	87 03 180	117	91 71 160	146
48 41 J21	75	68 01 280	109	72 01 180	92	76 22 125	96	81 03 250	128	87 03 250	117	91 92 180	144
48 41 J31	75	69 01 130	109	72 02 125	92	76 81 125	96	81 11 250	128	87 03 300	117	91 92 180	144
49 11 A0	76	69 03 130	109	72 11 160	92	77 01 115	239	81 13 250	128	87 05 250	117	92 02 53	249
49 11 A1	76	70 01 110	94	72 21 160	92	77 01 130	239	81 19 230	128	87 05 300	117	92 02 54	249
49 11 A2	76	70 01 125	94	72 51 160	92	77 02 115	239	83 10 010	126	87 11 250	119	92 02 55	249
49 11 A3	76	70 01 140	94	73 02 160	97	77 02 115 ESD	240	83 10 015	126	87 19 250	119	92 08 78 ESD	253
49 11 A4	76	70 01 160	95	73 05 160	97	77 02 120 H	241	83 10 020	126	87 21 250	120	92 08 79 ESD	253
49 21 A01	76	70 01 180	94	73 05 160T	97	77 02 120 H ESD	241	83 10 030	126	87 21 300	120	92 12 52	249
49 21 A11	76	70 02 125	94	73 05 160T	257	77 02 130	239	83 10 040	126	87 22 250	120	92 22 04	249
49 21 A21	76	70 02 140	94	73 06 160	97	77 02 135 H	241	83 20 010	126	87 26 250	121	92 22 06	249
49 21 A31	76	70 02 160	95	73 06 160	205	77 02 135 H ESD	241	83 20 015	126	87 26 250	207	92 22 07	249
49 21 A41	76	70 02 180	94	73 71 180	100	77 11 115	239	83 20 020	126	87 41 250	115	92 22 12	250
49 31 A0	77	70 05 125	94	73 72 180	100	77 12 115	239	83 30 005	127	87 51 250	121	92 22 13	250
49 31 A1	77	70 05 140	94	73 72 180 F	100	77 12 115 ESD	240	83 30 010	127	88 01 180	123	92 22 35	250
49 31 A2	77	70 05 160	95	74 01 140	99	77 21 115	239	83 30 015	127	88 01 250	123	92 23 05	249
49 31 A3	77	70 05 160T	95	74 01 160	99	77 21 130	239	83 30 020	127	88 01 300	123	92 24 01	249
49 41 A01	77	70 05 160T	257	74 01 180	99	77 22 115	239	83 30 030	127	88 01 400	124	92 24 34	250
49 41 A11	77	70 05 180	94	74 01 200	99	77 22 115 ESD	240	83 60 010	127	88 02 180	123	92 27 61	208
49 41 A21	77	70 05 180T	94	74 01 250	99	77 22 130	239	83 60 015	127	88 02 250	123	92 27 61	252
49 41 A31	77	70 05 180T	257	74 02 140	99	77 32 115	239	83 60 020	127	88 02 250T	123	92 27 62	208
50 00 160	86	70 06 125	94	74 02 160	99	77 32 115 ESD	240	83 61 010	127	88 02 250T	257	92 27 62	252
50 00 180	86	70 06 125	202	74 02 180	99	77 32 120 H	241	83 61 015	127	88 02 300	123	92 28 69 ESD	253
50 00 210	86	70 06 140	94	74 02 200	99	77 32 120 H ESD	241	83 61 020	127	88 02 300T	123	92 28 70 ESD	253
50 00 225	86	70 06 140	202	74 02 200T	99	77 42 115	239	84 11 200	139	88 02 300T	257	92 28 71 ESD	253
50 00 250	86	70 06 160	95	74 02 200T	257	77 42 115 ESD	240	84 21 200	139	88 03 180	123	92 28 72 ESD	253
50 00 300	86	70 06 160	204	74 02 250	99	77 42 130	239	85 01 250	115	88 03 250	123	92 32 29	250
50 01 160	86	70 06 180	94	74 02 250T	99	77 52 115	239	85 51 250 A	141	88 05 180	123	92 34 28	250
50 01 180	86	70 06 180	202	74 02 250T	257	77 52 115 ESD	240	85 51 250 AF	142	88 05 250	123	92 34 36	250
50 01 210	86	70 07 160	95	74 05 140	99	77 72 115	239	85 51 250 C	143	88 05 300	123	92 34 37	250
50 01 225	86	70 07 160	204	74 05 160	99	77 72 115 ESD	240	85 59 250 A	141	88 06 250	123	92 37 64	208



92 37 64	252	95 36 250	158	97 43 E US	171	97 49 94	178	97 90 21	187	97 99 333	191	98 01 11	215
92 38 75 ESD	253	95 36 250	211	97 49 04	172	97 49 94	179	97 90 22	187	97 99 334	191	98 01 12	215
92 44 42	251	95 36 280	158	97 49 05	172	97 49 95	174	97 90 23	186	97 99 335	191	98 01 13	215
92 52 23	250	95 36 280	211	97 49 06	172	97 49 95	178	97 90 24	186	97 99 336	191	98 01 14	215
92 58 74 ESD	253	95 36 315 A	160	97 49 07	172	97 49 95	179	97 90 25	187	97 99 337	191	98 01 15	215
92 64 43	251	95 36 315 A	212	97 49 08	172	97 50 01	176	97 90 26	188	97 99 338	191	98 01 16	215
92 64 44	251	95 36 320	159	97 49 09	172	97 51 10	176	97 91 01	174	97 99 339	191	98 01 17	215
92 67 63	208	95 36 320	212	97 49 10	172	97 51 12	177	97 91 02	175	97 99 350	191	98 01 18	215
92 67 63	252	95 39 038	161	97 49 11	172	97 52 04	178	97 99 001	189	97 99 351	191	98 01 19	215
92 69 84	251	95 39 250	158	97 49 14	172	97 52 05	178	97 99 010	189	97 99 352	191	98 01 22	215
92 70 46	251	95 39 250	211	97 49 15	172	97 52 06	178	97 99 011	189	97 99 353	191	98 01 24	215
92 72 45	251	95 39 280	158	97 49 16	172	97 52 08	178	97 99 020	189	97 99 354	191	98 03 04	215
92 78 77 ESD	253	95 39 280	211	97 49 18	172	97 52 09	178	97 99 021	189	97 99 355	191	98 03 05	215
92 84 18	251	95 39 315 A 01	160	97 49 19	172	97 52 10	178	97 99 022	189	97 99 356	191	98 03 06	215
92 88 73 ESD	253	95 39 315 A 01	212	97 49 20	172	97 52 13	178	97 99 030	189	97 99 357	191	98 03 07	215
92 94 91	252	95 39 315 A 02	160	97 49 23	172	97 52 14	177	97 99 050	189	97 99 358	191	98 03 08	215
92 95 89	252	95 39 315 A 02	212	97 49 24	172	97 52 19	178	97 99 060	189	97 99 359	191	98 03 09	215
92 95 90	252	95 39 320 01	159	97 49 25	172	97 52 20	177	97 99 070	189	97 99 370	191	98 03 10	215
94 10 185	137	95 39 320 01	212	97 49 25 1	174	97 52 23	178	97 99 071	189	97 99 371	191	98 03 11	215
94 15 215	133	95 39 320 02	159	97 49 26	173	97 52 30	179	97 99 090	189	97 99 372	191	98 03 12	215
94 19 185	137	95 39 320 02	212	97 49 26 1	174	97 52 33	179	97 99 091	189	97 99 373	191	98 03 13	215
94 19 215	133	95 39 720	161	97 49 27	173	97 52 34	179	97 99 092	189	97 99 374	191	98 03 055	215
94 19 215	133	95 39 870	161	97 49 27 1	174	97 52 35	179	97 99 110	189	97 99 375	191	98 04 08	216
94 35 215	133	95 41 165	154	97 49 30	173	97 52 36	179	97 99 111	189	97 99 376	191	98 04 10	216
95 02 21	134	95 61 150	163	97 49 35	173	97 52 37	179	97 99 112	189	97 99 377	191	98 04 13	216
95 03 160 SB	134	95 61 190	162	97 49 40	173	97 52 38	179	97 99 130	189	97 99 378	191	98 04 17	216
95 05 140	135	95 62 190	162	97 49 44	173	97 52 50	179	97 99 131	189	97 99 390	191	98 04 19	216
95 05 155 SB	156	95 62 190 T	162	97 49 50	173	97 52 63	181	97 99 150	189	97 99 391	191	98 04 22	216
95 05 165	156	95 62 190 T	257	97 49 54	173	97 52 63 DG	181	97 99 151	189	97 99 392	191	98 05 13	216
95 05 185	135	95 71 445	163	97 49 59	173	97 52 64	181	97 99 170	190	97 99 393	191	98 05 17	216
95 05 190	135	95 71 600	163	97 49 59 1	174	97 52 65	181	97 99 171	190	97 99 394	191	98 05 19	216
95 06 230	156	95 77 600	163	97 49 60	173	97 52 65 A	181	97 99 172	190	97 99 395	191	98 07 250	214
95 06 230	208	95 77 600	213	97 49 61	173	97 52 65 DG	181	97 99 173	190	97 99 396	191	98 13 20	216
95 11 165	154	95 79 445	163	97 49 62	173	97 52 65 DGA	181	97 99 174	190	97 99 397	191	98 13 25	216
95 11 200	155	95 79 600	163	97 49 63	173	97 53 04	182	97 99 175	190	97 99 398	191	98 13 30	216
95 12 165	154	95 79 600	213	97 49 64	173	97 53 08	183	97 99 176	190	97 99 399	191	98 13 40	216
95 12 165 T	154	95 81 600	163	97 49 65	173	97 53 09	183	97 99 177	190	98 00 1/2"	214	98 13 50	216
95 12 165 T	257	95 89 600	163	97 49 65 1	174	97 53 14	182	97 99 178	190	98 00 1/4"	214	98 13 60	216
95 12 200	155	97 00 215 A	166	97 49 65 2	175	97 54 24	184	97 99 179	190	98 00 3/4"	214	98 14 05	216
95 12 500	157	97 21 215	166	97 49 66	173	97 54 25	184	97 99 180	190	98 00 3/8"	214	98 14 06	216
95 16 165	154	97 21 215 B	166	97 49 66 1	174	97 54 26	184	97 99 210	190	98 00 5/8"	214	98 14 08	216
95 16 165	209	97 21 215 C	166	97 49 66 2	175	97 54 27	184	97 99 211	190	98 00 5/16"	214	98 15 05	216
95 16 200	155	97 22 240	166	97 49 66 4	173	97 59 06	176	97 99 212	190	98 00 07	214	98 15 06	216
95 16 200	210	97 32 240	166	97 49 66 6	173	97 59 12	177	97 99 213	190	98 00 7/16"	214	98 15 08	216
95 17 200	155	97 33 01	169	97 49 67	173	97 59 14	177	97 99 214	190	98 00 08	214	98 20 10	217
95 17 200	210	97 33 02	169	97 49 68	173	97 59 65 2	181	97 99 215	190	98 00 09	214	98 20 25	217
95 17 500	157	97 39 05	169	97 49 68 1	174	97 61 145 A	184	97 99 216	190	98 00 9/16"	214	98 20 30	217
95 17 500	210	97 39 06	169	97 49 69 1	173	97 61 145 F	184	97 99 217	190	98 00 10	214	98 20 35	217
95 21 165	154	97 39 08	169	97 49 69 2	173	97 62 145 A	184	97 99 218	190	98 00 11	214	98 20 35 SL	217
95 21 600	157	97 39 09	169	97 49 69 11	174	97 68 145 A	184	97 99 219	190	98 00 12	214	98 20 40	217
95 22 165	154	97 39 13	169	97 49 70	173	97 68 145 A	213	97 99 220	190	98 00 13	214	98 20 40 SL	217
95 26 165	154	97 39 13 A	169	97 49 71	173	97 71 180	185	97 99 250	190	98 00 14	214	98 20 55	217
95 26 165	209	97 39 30	169	97 49 71 1	174	97 72 180	185	97 99 251	190	98 00 15	214	98 20 55 SL	217
95 27 600	157	97 39 90	169	97 49 72	173	97 78 180	185	97 99 252	190	98 00 16	214	98 20 65	217
95 27 600	211	97 40 10	167	97 49 74	174	97 78 180	213	97 99 270	190	98 00 17	214	98 20 65 SL	217
95 29 600	157	97 40 20 SB	176	97 49 76	174	97 81 180	185	97 99 271	190	98 00 18	214	98 20 80	217
95 29 600	211	97 43 05	170	97 49 81	174	97 90 00	187	97 99 272	190	98 00 19	214	98 21 45	217
95 31 250	158	97 43 06	170	97 49 82	174	97 90 00 LE	186	97 99 290	190	98 00 22	214	98 24 00	217
95 31 280	158	97 43 200	170	97 49 83	174	97 90 00 LE	188	97 99 291	190	98 00 24	214	98 24 01	217
95 32 038	161	97 43 200 A	170	97 49 84	174	97 90 05	186	97 99 292	190	98 00 27	214	98 24 01 SL	218
95 32 060	161	97 43 E	171	97 49 87	174	97 90 06	186	97 99 293	190	98 01 07	215	98 24 02	217
95 32 100	161	97 43 E 01	171	97 49 90	174	97 90 09	186	97 99 330	191	98 01 08	215	98 24 02 SL	218
95 32 315 A	160	97 43 E AUS	171	97 49 93	174	97 90 10	186	97 99 331	191	98 01 09	215	98 24 03	217
95 32 320	159	97 43 E UK	171	97 49 94	174	97 90 12	186	97 99 332	191	98 01 10	215	98 24 04	217

98 25 00	218	98 52	222
98 25 01	218	98 53 03	223
98 25 01 SL	218	98 53 13	223
98 25 02	218	98 54	222
98 25 02 SL	218	98 55	223
98 25 03	218	98 56	223
98 25 04	218	98 56 09	223
98 26 10	219	98 56 5B	223
98 26 15	219	98 62 01	224
98 26 20	219	98 62 02	224
98 26 25	219	98 64 02	224
98 26 30	219	98 65 01	225
98 30	219	98 65 02	225
98 31	219	98 65 03	225
98 33 25	222	98 65 10	225
98 33 50	222	98 65 20	225
98 35 125	220	98 65 30	225
98 35 250	220	98 65 40	225
98 37 1/2"	221	98 65 41	225
98 37 3/4"	221	98 65 42	225
98 37 3/8"	221	98 67 05	225
98 37 5/8"	221	98 67 10	225
98 37 5/16"	221	98 67 15	225
98 37 7/16"	221	98 67 20	225
98 37 9/16"	221	98 67 25	225
98 37 10	220	98 90	226
98 37 11	220	98 99 11	226
98 37 12	220	98 99 12	228
98 37 13	220	98 99 13	229
98 37 14	220	98 99 14	231
98 37 16	220	98 99 14 LE	231
98 37 17	220	99 00 200	88
98 37 19	220	99 00 220	88
98 39 05	221	99 00 220 K12	88
98 39 06	221	99 00 250	88
98 39 08	221	99 00 280	88
98 40	219	99 00 300	88
98 41	219	99 01 200	88
98 42	222	99 01 220	88
98 43 50	222	99 01 250	88
98 45 125	220	99 01 280	88
98 45 250	220	99 01 300	88
98 47 1"	221	99 04 220	88
98 47 1/2"	221	99 04 250	88
98 47 3/4"	221	99 04 280	88
98 47 5/8"	221	99 10 250	89
98 47 7/8"	221	99 10 300	89
98 47 9/16"	221	99 11 250	89
98 47 10	220	99 11 300	89
98 47 11	220	99 14 250	89
98 47 11/16"	221	99 14 300	89
98 47 12	220		
98 47 13	220		
98 47 14	220		
98 47 16	220		
98 47 17	220		
98 47 18	220		
98 47 19	220		
98 47 22	220		
98 47 24	220		
98 47 27	220		
98 49 05	221		
98 49 06	221		
98 49 08	221		

Adjustable Wrench, insulated.....	214	Diagonal Cutters .....	94, 202
Alligator®.....	122, 206	Diagonal Cutters for electromechanics .....	96
Alligator® Set.....	262	Diagonal Cutters for plastics.....	92
Alligator® XL.....	124	Diagonal Insulation Strippers .....	43, 199
Automatic Insulation Stripper .....	47	Dismantling Pliers.....	50, 198
Automatic Insulation Stripper for flat cable .....	48	Dismantling Tools.....	51, 223
Battery for KNIPEX eCrimp .....	171	Dismantling Tool for building and industrial cables.....	55
Belt Pouch.....	268	Dismantling Tool for data cables .....	54
Big Twin .....	271	Dismantling Tool for flat and round cables .....	54
BigTwin Move .....	272	Duckbill Pliers .....	65
Bolt Cutters.....	106	Ear Clamp Pliers.....	132
Bolt End Cutting Nippers .....	108	eCrimp.....	171
Bowden Cable Cutter .....	163	Electricians' Gloves.....	225
Box Wrenches, insulated.....	215	Electricians' Shears.....	156
Brick Pincer .....	87	Electricians' Pliers.....	36
Cable Connectors.....	189	Electronic <i>Super Knips</i> ® / ESD .....	234
Cable Cutters (ratchet action).....	158, 211	Electronics Diagonal Cutters .....	238
Cable Knives, insulated.....	222	Electronics End Cutting Nippers / ESD.....	242
Cable Shears.....	154, 208	Electronics Mounting Pliers.....	247
Cable Shears (ratchet action).....	161	Electronics Oblique Cutting Nipper .....	243
Cable Shears with twin cutting edge.....	155, 210	Electronics Pliers .....	245
Carpenters' Pincers .....	86	Electronics Pliers / ESD .....	246
Circlip Pliers for grip rings on shafts.....	80	Electronics Pliers Sets .....	248
Circlip Pliers for large external circlips .....	78	Electronics Wire Stripper.....	43
Circlip Pliers for large internal circlips.....	78	Electronics Wire Stripping Shears .....	42
Circlip Pliers Sets.....	81	End Cutting Nippers.....	87, 109
Circlip Pliers to assemble external circlips on shafts.....	73	End Cutting Nippers for mechanics .....	109
Circlip Pliers to assemble internal circlips into bores .....	72	ErgoStrip® – Universal Dismantling Tool.....	56
Circlip Tool.....	79	Extension Bars, insulated .....	220
CoBolt® .....	102	Farriers' Pincers.....	87
CoBolt XL® .....	104	Flat Nose Grozing Pliers.....	146
Cobra®.....	116, 207	Flat Nose Pliers .....	60, 200
Cobra® ES.....	121	Flat Nose Pliers of plastic.....	224
Cobra®...matic .....	119	Flat Nose Pliers with cutting edges .....	37
Cobra® QuickSet .....	120	Four-Mandrel Crimping Pliers for turned contacts .....	180
Cobra® XL / XXL.....	118	Glass Breaking Pincer .....	146
Combination Pliers .....	28, 196	Glass Nibbling Pincers .....	146
Combination Shears .....	135	Grip Pliers .....	69
Compact Bolt Cutters .....	102	Gripping Pliers .....	63
Compact Diagonal Cutters.....	97, 205	Gripping Pliers for precision mechanics .....	66
Compression Tool for Coax connectors.....	176	Halogen Bulb Exchange Pliers.....	147
Concrete Mesh Cutter .....	107	Hammerhead Style Carpenters' Pincers .....	86
Concreters' Nippers.....	88	Hexagon Sockets, insulated .....	220
Connector Pliers.....	128	High Leverage Centre Cutters .....	101
Control Cabinet Keys.....	149	High Leverage Combination Pliers.....	29, 196
Crimp Assortments.....	186	High Leverage Concreters' Nippers .....	89
Crimp Grip Pliers .....	166	High Leverage Diagonal Cutters.....	98, 205
Crimp System Pliers.....	170	High Leverage End Cutting Nippers.....	108
Crimping Dies .....	172	Hose Clamp Pliers for Click clamps .....	143
Crimping Pliers.....	166	Insertion tool.....	167
Crimping Pliers also for two-hand operation .....	178	Insulated tools .....	192
Crimping Pliers for end sleeves .....	184, 213	Insulating Clamp.....	224
Crimping Pliers for micro plugs .....	184	Insulating Mats .....	225
Crimping pliers for Photovoltaics .....	170	Insulation Stripper, automatic .....	46
Crimping Pliers for Scotchlok connectors.....	176	Insulation Strippers.....	42, 51, 198
Crimping Pliers for Western plugs .....	177	Insulation Strippers with shaped blades .....	45
Crimping Pliers short design .....	177	Jewellers' Pliers.....	37
Cutter for ribbon cable .....	133	Lineman's Pliers .....	33
Cycle Pliers.....	139	Locator .....	174
Diagonal Cutter for fibre optics.....	92	Long Nose Pliers .....	64, 202



Long Reach Needle Nose Pliers.....	61	Slip-On Caps.....	225
Long Reach Needle Nose Pliers with transverse profiles.....	62	Smart Grip®.....	115
Magnetic LED Lamp.....	147	Snipe Nose Pliers with centre cutter (Telephone Pliers).....	37
Mechanics' Pliers.....	67	Snipe Nose Side Cutting Pliers.....	38, 201
Mini Stripping Tool.....	48	Solar Tools.....	44, 170, 174
Mitre Shears for plastic and rubber sections.....	133	Special Retaining Ring Pliers for retaining rings on shafts.....	80
Mounting Tool for MC3 connectors.....	175	Spring Hose Clamp Pliers.....	140
MultiCrimp®.....	168	Spring Hose Clamp Pliers with retainer.....	142
MultiStrip 10.....	46	Stand Mats.....	225
Multiple Slip Joint Spanner.....	115	Steel Fixers' Nippers.....	88
Needle-Nose Pliers.....	63	Stork Beak Pliers.....	39, 201
Needle-Nose Combination Pliers.....	30, 197	Stripping Tool for coax cables.....	53
Notching Pliers.....	139	Stripping Tool for fibre optics.....	49
Nut Drivers.....	215	Stripping Tweezers for Coated Wire.....	49
Open End Wrenches, insulated.....	214	Tear-off Pliers for vehicle bodywork.....	87
Parrot Beak Pincer.....	144	Telephone Pliers.....	37, 63
Pen-Style Control Cabinet Key.....	150	Tether attachment point.....	254
Pipe Cutter for composite and plastic pipes.....	137	T-handle, insulated.....	219
Pipe Cutter for composite pipes and protective tubes.....	136	Tile Breaking Pliers.....	145
Pipe Cutter for plastic conduit pipes and hoses.....	135	Tile Nibbling Pincer.....	144
Pipe Cutter for plastic pipes.....	137	Tool bags and tool cases.....	258
Pipe Gripping Pliers.....	126	Tool Case for Photovoltaics.....	174
Pipe Wrenches.....	126	Tool Case for Photovoltaics MC3.....	175
Plastic Tweezers.....	251	Tool kits.....	262
Pliers for Electrical Installation.....	34, 200	Tools for Photovoltaics.....	44, 170, 174
Pliers Sets.....	262	Torque Wrenches, insulated.....	222
Pliers Sets in a foam tray.....	81, 261	Tower Pincers.....	88
Pliers Wrench XL.....	114	Tweezers.....	208, 249
Pliers Wrench, insulated.....	206	TwinForce®.....	100
Pliers Wrenches.....	112	TwinKey®.....	148
Potters' Pincers.....	87	Universal Dismantling Tools.....	55
PreciForce®.....	179	Universal Grip Pliers.....	68
Precision Circlip Pliers Sets.....	82	Universal Key.....	149
Precision Circlip Pliers to assemble external circlips on shafts.....	76	Upholstery pliers.....	144
Precision Circlip Pliers to assemble internal circlips into bores.....	74	VDE-Tools.....	192
Precision Electronics Diagonal Cutters / ESD.....	236	VDE-Sets.....	263
Precision Electronics Gripping Pliers / ESD.....	244	VDE Tool Case.....	226
Precision Insulation Strippers.....	44	Vinyl Shears.....	134
Precision Mechanics Pliers.....	37	Water Pump Pliers.....	125
Precision Tweezers.....	208, 249	Water Pump Pliers with groove joint.....	125
Profi-Key.....	149	Welding Grip Pliers.....	68
PUK® Junior Hacksaw.....	226	Wire Rope Shears.....	162, 213
Punch Lock Riveters.....	138	Wire Stripper for fibre optics.....	49
Radio Pliers.....	38, 201	Wire stripping tool for coax and data cable.....	53
Relay Adjusting Pliers.....	65	X-Cut®.....	97, 205
Reversible Ratchet, insulated.....	222		
Reversible Ratchets, insulated.....	219		
Revolving Punch Pliers.....	144		
Round Nose Pliers.....	61, 199		
Round Nose Pliers with cutting edge.....	37		
Screwdrivers.....	216		
Self-Adjusting Crimping Pliers.....	182		
Self-Adjusting Insulation Strippers.....	47		
Set of Mounting Tools for solar cable connectors MC4.....	175		
Set of pliers in a foam tray.....	81		
Set of pliers wrenches.....	113		
Shears for KEVLAR® fibres.....	134		
Sheet Metal Nibbler.....	138		
Siphon Pliers.....	128		

It is not permissible to copy the catalogue or parts of it in any way without our approval.

Subject to model modifications and technical changes.

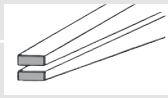
Illustrations, dimensions and weights are just approximate. No liability is assumed for misprints or errors.

Printed in the Federal Republic of Germany.

KNIPEX-Werk C. Gustav Putsch KG 2016

## BASIC SHAPES OF THE JAWS

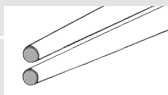
flat jaws



half-round jaws



round jaws

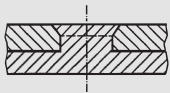


**Cutting Pliers**  
for cutting or nipping (diagonal, centre and end cutters, carpenters' pincers etc.)



**Gripping Pliers**  
(flat-, long-nose and water pump pliers etc.)

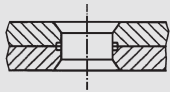
## JOINT CONNECTIONS



**Forged-in joint axle**

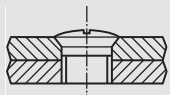
The rivet is part of one handle (forged from one piece)

- high stability for highest strain
- long service life



**Joint with inserted rivet**

A proved, sturdy and precise rivet connection for all standard pliers.



**Bolted joint**

For particularly demanding requirements in terms of precision and smooth operation, e.g. in circlip pliers and cable shears (even the finest multi-stranded conductors have to be cut cleanly).



**Combined Pliers**  
for cutting and gripping (combination, stork beak and radio pliers etc.)

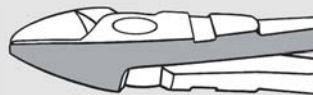


**Special Pliers**  
for special applications, e.g. notching or punching different types of materials (sheet-metal nibbler, tile nibbling pincers etc.)

## TYPES OF JOINTS

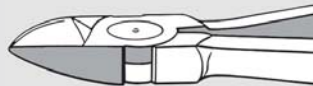
**Lap joint**

The two plier halves lie on top of each other but are not milled out.



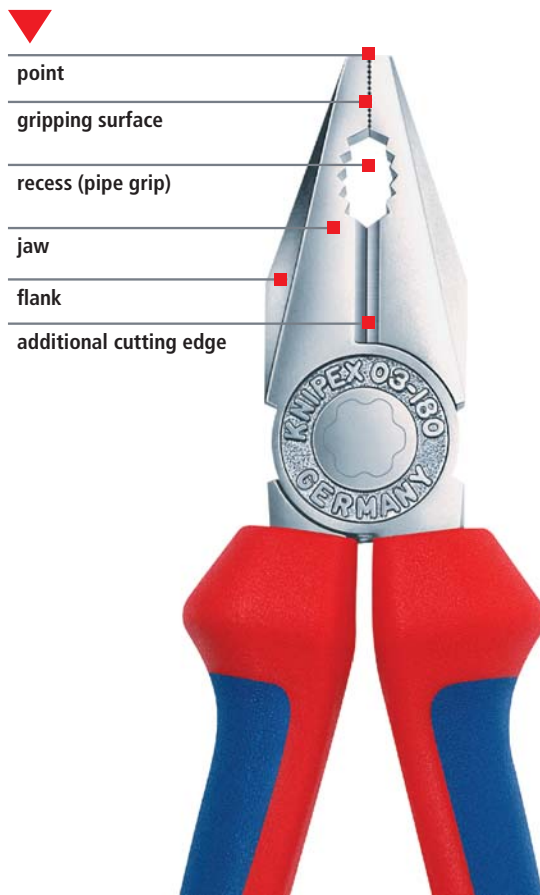
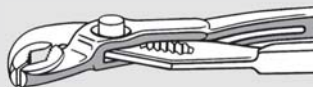
**Single joint**

Half the thickness in each pliers handle is milled away in the joint area so that both handles can be laid into each other.




**Box joint**

One handle on the pliers is slit. The other handle is pushed through this slot. This joint connection can withstand a high level of load and strain because the joint bolt is supported on both sides and the inside handle is guided on both sides.





### Safety instruction


- Each tool should only be used for its specified purpose.
- When using cutting pliers: beware of wire ends flying off. Wear protective goggles and – if needed – gloves. Be aware of bystanders!
- Only handles marked with the symbol  1000V are insulating.

### Care Tips

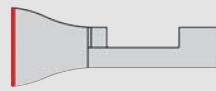
A drop of oil on polished surfaces and in the joint will keep the tool in good working order and will increase the service life of your pliers.



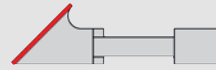
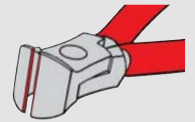
The maximum values always indicate the performance limit under the most favourable cutting conditions, when the wire is placed as near as possible to the joint.



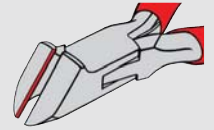
### Direction and position of cutting edges



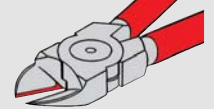
End Cutting Nipper



Oblique Cutter



Diagonal Cutter



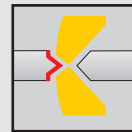
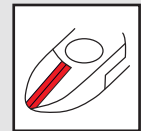
Centre Cutter



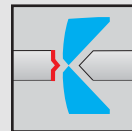
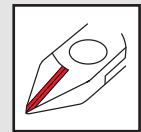
### Cutting edge shapes DIN ISO 5742



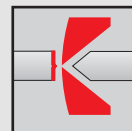
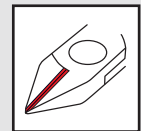
with bevel  
(outside bevel)



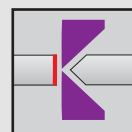
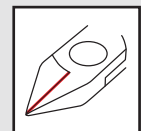
with small bevel  
(outside bevel)




with very small bevel  
(outside bevel)







without bevel  
(outside bevel)



flush cut




## WIRE CLASSES

	Material examples	Type of wire	Tensile strength	
			N/mm <sup>2</sup>	kp/mm <sup>2</sup>
	Copper, plastics	soft	220	22
	Nail, wire pin	medium-hard	750	75
	Wire rope strand, steel wire	hard	1800	180
	Spring steel wire	piano wire	2300	230











## STRUCTURE OF THE ARTICLE NUMBER

Basic model e.g.: Combination Pliers	Style e.g.: straight	Finish e.g.: head polished, handles black atramentized	Length e.g.: 180 mm
<b>03</b>	0	1	180



## HEAD/HANDLES

<b>0</b>	Pliers black atramentized, head polished	
<b>1</b>	Head polished, handles plastic coated	
<b>2</b>	Head polished, handles with multi-component grips	
<b>3</b>	Pliers chrome plated, handles plastic coated	
<b>4</b>	Pliers chrome plated	
<b>5</b>	Pliers chrome plated, handles with multi-component grips	
<b>6</b>	Pliers chrome plated, handles insulated with multi-component grips VDE-tested DIN EN/IEC 60900	 ⚠️ ⚡ 1000 V
<b>7</b>	Pliers chrome plated, handles with dipped insulation, VDE tested DIN EN/IEC 60900	 ⚠️ ⚡ 1000 V



The maximum values always indicate the performance limit under the most favourable cutting conditions, when the wire is placed as near as possible to the joint.

## CUTTING CAPACITIES

Article no.						page
	Length	ø mm	ø mm	ø mm	ø mm	
61 0	200	1.0 - 6.0	4.0	3.5	3.0	108
62 12	120	0.3 - 1.0	0.7			243
64 0	115	2.0	1.0	0.6		243
64 11	115	1.4	0.8			243
64 12	115	2.0	0.8	0.5		243
64 22	115	0.8				243
64 32	120	1.5	1.0	0.5		243
64 42	115	1.5	1.0	0.5		243
64 52	115	1.3				243
64 62	120	0.6				243
64 72	120	1.5				243
67 0	140	4.0	3.1	2.0	1.5	108
	160	4.5	3.4	2.5	2.0	108
	200	5.0	3.8	3.0	2.5	108
68 01	160	4.0	2.8	2.3		87 / 109
	180	4.0	3.2	2.5		87 / 109
	200	4.0	3.5	2.8		87 / 109
	280	4.5	4.0	3.2		87 / 109
69 0	130	0.4 - 2.0	1.3	1.0	0.8	109
70	110	3.0	2.0	1.2		94
	125	3.0	2.3	1.5		94 / 202
	140	4.0	2.5	1.8		94 / 202
	160	4.0	3.0	2.0		94 / 202
	180	4.0	3.0	2.5		94 / 202
71	200	6.0	5.2	4.0	3.6	102
73 0	160	4.8	3.8	2.7	2.2	97 / 205
73 7	180	5.5	4.6	3.2	3.0	100
74 0	140		3.1	2.0	1.5	99
	160		3.4	2.5	2.0	99 / 205
	180		3.8	2.7	2.2	99 / 205
	200		4.2	3.0	2.5	99 / 205
	250		4.6	3.5	3.0	99 / 205
74 91	250	5.0	5.0	3.8	3.5	101
75 02	125	0.2 - 1.3	1.0	0.6	0.4	238
75 12	125	0.2 - 1.3	1.0	0.6	0.4	238
75 22	125	0.2 - 1.3	0.9	0.4	0.3	238
75 52	125	0.2 - 0.8	0.5	0.3		238
76 01	125	0.4 - 3.0	2.3	1.5	0.6	96

Article no.						page
	Length	ø mm	ø mm	ø mm	ø mm	
76 03/05	125	0.4 - 2.5	1.8	1.0	0.6	96
76 12	125	0.4 - 2.5	1.8	1.0	0.6	96
76 22	125	0.4 - 2.5				96
76 81	125	0.4 - 1.7	1.3	0.8		96
77 01/02	115	0.3 - 1.6	1.2	0.6		239
	130	0.3 - 2.0	1.5	0.8		239
77 11/12	115	0.3 - 1.6	1.2	0.6		239
77 21	115	0.3 - 1.3	1.0			239
	130	0.3 - 1.6	1.3			239
77 22	115	0.3 - 1.3	1.0			239
	130	0.3 - 2.0	1.5			239
77 32	115	0.3 - 1.3	1.0	0.5		239
77 42	115	0.3 - 1.3	0.8			239
	130	0.3 - 1.6	1.3			239
77 52	115	0.3 - 1.0	0.8	0.5		239
77 72	115	0.3 - 0.8				239
78 03/13	125	0.2 - 1.6	1.0			235
78 23	125	0.2 - 1.0	0.6			235
78 31/41	125	0.2 - 1.0				235
78 61/71	125	0.2 - 1.6	1.2			235
78 81/91	125	0.2 - 1.6	1.2	0.6		235
79 02	120	0.2 - 1.4	1.0	0.6		236 / 237
79 02	125	0.2 - 1.7	1.3	0.7		236 / 237
79 12	125	0.3 - 1.7	1.3	1.0	0.6	236 / 237
79 22	120	0.1 - 1.3	0.8			236 / 237
79 22	125	0.1 - 1.7	1.0			236 / 237
79 32	125	0.2 - 1.5	1.1	0.6		236 / 237
79 42	125	0.1 - 1.5	0.8			236 / 237
79 52	125	0.2 - 1.3	0.9	0.5		236 / 237
79 62	125	0.1 - 1.3	0.8			236 / 237
99 0	200		1.8	1.4		88
	220		2.4	1.6		88
	250		2.4	1.6		88
	280		2.8	1.8		88
	300		3.1	1.8		88
99 1	250		3.3	1.8		89
	300		3.8	2.0		89

## SYMBOLS

	flat jaws		with lead catcher
	half-round jaws		angle
	round jaws		
	flat and pointed jaws		
	box joint		centre cutter
	bolted joint		cutting edges with bevel
	smooth gripping surfaces		cutting edges with small bevel
	serrated gripping surfaces		cutting edges with very small bevel
	cross-hatched, knurled gripping surfaces		cutting edges without bevel
	with opening spring		for flush cut of soft materials

	electrostatic discharging, dissipative		weight
	electronics		length
	VDE tested, also in conformance to GPSG (Equipment and Product Safety Act)		
	insulated according to IEC 60900, usable up to 1000 V AC/1500 V DC		soft wire
	insulated according to DIN VDE 0680/1, suitable for the application up to 1000 V AC / 1500 V DC		medium hard wire
	conforms to a European directive		hard wire
	mechanically tested in accordance with the equipment and product safety act		piano wire
	WEEE marking (Waste Electrical and Electronic Equipment Directive)		Cu + Al multi-conductor cable, solid and multi-stranded
			wire rope
			iron
			ribbon cable
			steel wire armoured cable (SWA)

KNIPEX Quality – Made in Germany



#### Registered Trademarks of the companies

Con-Pearl®	PARAT-WERK Schönenbach GmbH + Co. KG
gesis®	Wieland Electric GmbH
Kapton®, KEVLAR®	E. I. du Pont de Nemours and Company
Radox®	HUBER+SUHNER AG
Phillips®	Phillips Screw Company
Pozidriv®	European Industrial Service Ltd.
systainer®	TANOS GmbH
Mini-Fit®, Micro-Fit™	Molex® Inc.
MC®	Multi-Contact AG
Solarlok®	Tyco Electronics
Torx®	Acument Global Technologies, Inc.



Survey of pictograms on the inside of cover flap





**KNIPEX-Werk**  
C. Gustav Putsch KG

42337 Wuppertal

Tel +49 (0) 202 – 47 94 -0

Fax +49 (0) 202 – 47 74 94

[info@knipex.de](mailto:info@knipex.de)  
[www.knipex.de](http://www.knipex.de)

## X-ON Electronics

Largest Supplier of Electrical and Electronic Components

*Click to view similar products for [Wire Stripping & Cutting Tools](#) category:*

*Click to view products by [Knipex](#) manufacturer:*

Other Similar products are found below :

[6-690504-4](#) [684042-3](#) [690468-2](#) [690787-1](#) [691901-2](#) [692968-6](#) [693855-1](#) [804823-3](#) [809688-1](#) [810412](#) [813066-2](#) [813070-1](#) [819395-1](#)  
[819396-1](#) [819397-1](#) [844765-5](#) [852765-1](#) [856695-9](#) [904223-1](#) [1-240644-1](#) [1-240644-7](#) [1-240833-0](#) [1-240642-7](#) [1320906-1](#) [1320908-3](#)  
[133900-001](#) [1338118-1](#) [1-356885-4](#) [1424635-1](#) [1424645-1](#) [1424649-1](#) [1424653-1](#) [1424650-1](#) [1-458031-5](#) [1-458230-5](#) [1-454204-0](#) [1-](#)  
[458030-5](#) [1-458230-1](#) [1-462006-1](#) [1490498-1](#) [1583609-2](#) [MT10-250Q](#) [1-690440-9](#) [2-1579002-4](#) [240645-3](#) [240825-9](#) [2-458031-1](#) [2-539783-](#)  
[7](#) [L-5211](#) [2-690451-4](#)