

**Electrical Details**

Electrical Configuration	C Filter
Capacitance Measurement	@ 1000hr Point
Current Rating	10A
Insulation Resistance (IR)	10GΩ or 1000ΩF
Temperature Rating	-55°C to +125°C
Ferrite Inductance (Typical)	Not Applicable



**Mechanical Details**

Head (A/F)	4.75mm (0.187")
Nut A/F	6.35mm (0.250")
Washer diameter	8mm (0.315")
Mounting Torque	0.5Nm (4.42lbf in) max. if using nut 0.25Nm (2.21lbf in) max. into tapped hole
Mounting Hole Diameter	4.4mm ±0.1 (0.173" ±0.004")
Max. Panel Thickness	2.9mm (0.114")
Weight (Typical)	1.2g (0.04oz)
Finish	Silver plate on copper undercoat



Product Code	Capacitance (±20%) UOS	Dielectric	Rated Voltage (Vdc)	DWV (Vdc)	Typical No-Load Insertion Loss (dB)					
					0.01MHz	0.1MHz	1MHz	10MHz	100MHz	1GHz
*SFBC5000100ZC	10pF -20% / +80%	COG/NP0	500#	750	-	-	-	-	-	4
SFBC5000150ZC	15pF -20% / +80%				-	-	-	-	-	7
SFBC5000220ZC	22pF -20% / +80%				-	-	-	-	-	10
SFBC5000330ZC	33pF -20% / +80%				-	-	-	-	-	12
*SFBC5000470ZC	47pF -20% / +80%				-	-	-	-	1	15
*SFBC5000680MC	68pF				-	-	-	-	2	18
*SFBC5000101MC	100pF				-	-	-	-	4	22
SFBC5000151MC	150pF				-	-	-	-	7	25
*SFBC5000221MC	220pF				-	-	-	-	10	29
*SFBC5000331MC	330pF				-	-	-	-	13	33
*SFBC5000471MX	470pF	†X7R	500#	750	-	-	-	1	16	35
SFBC5000681MX	680pF				-	-	-	2	19	36
*SFBC5000102MX	1.0nF	X7R	200	500	-	-	-	4	23	41
SFBC5000152MX	1.5nF				-	-	-	7	26	45
*SFBC5000222MX	2.2nF				-	-	-	10	30	50
SFBC5000332MX	3.3nF				-	-	-	13	33	52
*SFBC5000472MX	4.7nF				-	-	1	16	36	55
SFBC5000682MX	6.8nF				-	-	2	19	39	57
*SFBC5000103MX	10nF				-	-	4	22	41	60
*SFBC5000153MX	15nF				-	-	7	25	44	62
*SFBC5000223MX	22nF				-	-	10	29	46	65
SFBC5000333MX	33nF				-	-	13	33	48	68
*SFBC2000473MX	47nF		100	250	-	1	16	35	50	70
SFBC2000683MX	68nF		50	125	-	2	19	39	54	>70
*SFBC1000104MX	100nF				-	4	22	41	57	>70
*SFBC0500154MX	150nF				-	7	25	45	60	>70

# Also rated for operation at 115Vac 400Hz. Self heating will occur - evaluation in situ recommended. \* Recommended values. † Also available in COG/NP0.

**Ordering Information - SFBCC range**

SF	B	C	C	500	0102	M	X	0
Type	Case style	Thread	Electrical configuration	Voltage (dc)	Capacitance in picofarads (pF)	Tolerance	Dielectric	Hardware
Syfer Filter	4.75mm Hex Head	8-32 UNC	C = C Filter	<b>050</b> = 50V <b>100</b> = 100V <b>200</b> = 200V <b>500</b> = 500V	First digit is 0. Second and third digits are significant figures of capacitance code. The fourth digit is number of zeros following Example: <b>0101</b> = 100pF <b>0332</b> = 3300pF	<b>M</b> = ±20% <b>Z</b> = -20+80%	<b>C</b> = COG/NP0 <b>X</b> = X7R	<b>0</b> = Without <b>1</b> = With

Note: The addition of a 4-digit numerical suffix code can be used to denote changes to the standard part. Options include for example: change of finish / alternative voltage rating / non-standard intermediate capacitance values / test requirements. Please refer specific requests to the factory.



Electrical Details	
Electrical Configuration	L-C Filter
Capacitance Measurement	@ 1000hr Point
Current Rating	10A
Insulation Resistance (IR)	10GΩ or 1000ΩF
Temperature Rating	-55°C to +125°C
Ferrite Inductance (Typical)	50nH
Mechanical Details	
Head (A/F)	4.75mm (0.187")
Nut A/F	6.35mm (0.250")
Washer diameter	8mm (0.315")
Mounting Torque	0.5Nm (4.42lbf in) max. if using nut 0.25Nm (2.21lbf in) max. into tapped hole
Mounting Hole Diameter	4.4mm ±0.1 (0.173" ±0.004")
Max. Panel Thickness	2.9mm (0.114")
Weight (Typical)	1.2g (0.04oz)
Finish	Silver plate on copper undercoat


Product Code	Capacitance (±20%) UOS	Dielectric	Rated Voltage (Vdc)	DWV (Vdc)	Typical No-Load Insertion Loss (dB)								
					0.01MHz	0.1MHz	1MHz	10MHz	100MHz	1GHz			
*SFBCL5000100ZC	10pF -20% / +80%	COG/NPO	500#	750	-	-	-	-	-	6			
SFBCL5000150ZC	15pF -20% / +80%				-	-	-	-	-	9			
SFBCL5000220ZC	22pF -20% / +80%				-	-	-	-	-	12			
SFBCL5000330ZC	33pF -20% / +80%				-	-	-	-	1	15			
*SFBCL5000470ZC	47pF -20% / +80%				-	-	-	-	2	19			
*SFBCL5000680MC	68pF				-	-	-	-	4	20			
*SFBCL5000101MC	100pF				-	-	-	-	7	24			
SFBCL5000151MC	150pF				-	-	-	-	10	27			
*SFBCL5000221MC	220pF				-	-	-	-	12	30			
*SFBCL5000331MC	330pF				-	-	-	1	16	34			
*SFBCL5000471MX	470pF				†X7R	500#	750	-	-	-	2	19	38
SFBCL5000681MX	680pF							-	-	-	3	22	41
*SFBCL5000102MX	1.0nF	X7R	200	500	-	-	-	6	25	44			
SFBCL5000152MX	1.5nF				-	-	-	9	29	48			
*SFBCL5000222MX	2.2nF				-	-	-	12	31	51			
SFBCL5000332MX	3.3nF				-	-	-	15	35	54			
*SFBCL5000472MX	4.7nF				-	-	1	18	39	57			
SFBCL5000682MX	6.8nF				-	-	2	21	41	60			
*SFBCL5000103MX	10nF				-	-	4	23	43	63			
*SFBCL5000153MX	15nF				-	-	7	27	46	66			
*SFBCL5000223MX	22nF				-	-	10	30	48	68			
SFBCL5000333MX	33nF				-	-	13	34	50	70			
*SFBCL2000473MX	47nF				-	1	17	37	51	>70			
SFBCL2000683MX	68nF				-	2	20	40	55	>70			
*SFBCL1000104MX	100nF	-	4	22	44	60	>70						
*SFBCL0500154MX	150nF	-	7	25	47	62	>70						

# Also rated for operation at 115Vac 400Hz. Self heating will occur - evaluation in situ recommended. \* Recommended values. † Also available in COG/NPO.

Ordering Information - SFBCL range

SF	B	C	L	500	0102	M	X	0
Type	Case style	Thread	Electrical configuration	Voltage (dc)	Capacitance in picofarads (pF)	Tolerance	Dielectric	Hardware
Syfer Filter	4.75mm Hex Head	8-32 UNC	L = L-C Filter	050 = 50V 100 = 100V 200 = 200V 500 = 500V	First digit is 0. Second and third digits are significant figures of capacitance code. The fourth digit is number of zeros following Example: 0101 = 100pF 0332 = 3300pF	M = ±20% Z = -20+80%	C = COG/NPO X = X7R	0 = Without 1 = With

Note: The addition of a 4-digit numerical suffix code can be used to denote changes to the standard part. Options include for example: change of finish / alternative voltage rating / non-standard intermediate capacitance values / test requirements. Please refer specific requests to the factory.



### Electrical Details

Electrical Configuration	Pi Filter
Capacitance Measurement	@ 1000hr Point
Current Rating	10A
Insulation Resistance (IR)	10GΩ or 1000ΩF
Temperature Rating	-55°C to +125°C
Ferrite Inductance (Typical)	75nH



### Mechanical Details

Head (A/F)	4.75mm (0.187")
Nut A/F	6.35mm (0.250")
Washer diameter	9.40mm (0.370")
Mounting Torque	0.5Nm (4.42lbf in) max. if using nut 0.25Nm (2.21lbf in) max. into tapped hole
Mounting Hole Diameter	4.4mm ± 0.1 (0.173" ± 0.004")
Max. Panel Thickness	2.9mm (0.114")
Weight (Typical)	1.2g (0.04oz)
Finish	Silver plate on copper undercoat

Product Code	Capacitance -20/+80%	Dielectric	Rated Voltage (Vdc)	DWV (Vdc)	Typical No-Load Insertion Loss (dB)					
					0.01MHz	0.1MHz	1MHz	10MHz	100MHz	1GHz
*SFBCP5000200ZC	20pF	COG/NP0	500#	750	-	-	-	-	1	11
SFBCP5000440ZC	44pF				-	-	-	-	3	19
SFBCP5000940ZC	94pF				-	-	-	-	6	25
*SFBCP5000201ZC	200pF				-	-	-	-	11	33
SFBCP5000441ZC	440pF				-	-	2	18	45	
SFBCP5000941ZX	940pF	X7R			-	-	-	5	25	60
*SFBCP5000202ZX	2nF				-	-	-	10	40	70
SFBCP5000442ZX	4.4nF				-	-	1	17	47	>70
*SFBCP5000942ZX	9.4nF				-	-	4	24	60	>70
*SFBCP2000203ZX	20nF				200	500	-	-	9	28
*SFBCP1000443ZX	44nF	100	250	-	0	14	42	>70	>70	
*SFBCP0500943ZX	94nF	50	125	-	2	18	57	>70	>70	

# Also rated for operation at 115Vac 400Hz. Self heating will occur - evaluation in situ recommended. \* Recommended values. † Also available in COG/NP0.

### Ordering Information - SFBCP range

SF	B	C	P	050	0943	Z	X	0
Type	Case style	Thread	Electrical configuration	Voltage (dc)	Capacitance in picofarads (pF)	Tolerance	Dielectric	Hardware
Syfer Filter	4.75mm Hex Head	8-32 UNC	P = Pi Filter	050 = 50V 100 = 100V 200 = 200V 500 = 500V	First digit is 0. Second and third digits are significant figures of capacitance code. The fourth digit is number of zeros following Example: 0201 = 200pF 0943 = 94000pF	Z = -20+80%	C = COG/NP0 X = X7R	0 = Without 1 = With

Note: The addition of a 4-digit numerical suffix code can be used to denote changes to the standard part. Options include for example: change of finish / alternative voltage rating / non-standard intermediate capacitance values / test requirements. Please refer specific requests to the factory.

## X-ON Electronics

Largest Supplier of Electrical and Electronic Components

*Click to view similar products for [EMI Feedthrough Filters](#) category:*

*Click to view products by [Knowles](#) manufacturer:*

Other Similar products are found below :

[FN7511-32-M4](#) [FN7660-100-M8](#) [FN7660-200-M10](#) [2443-007-X5S0-102MLF](#) [2463-001-X5S0-471MLF](#) [SCI-9925-303](#) [1609992-3](#) [1609993-1](#) [FN7510-100-M8](#) [FN7511-200-M10](#) [FN7562-100-M8](#) [FN7562-200-M10](#) [FN7563-100-M8](#) [FN7611-10-M3](#) [2450-000-X5U0-102PLF](#) [2499-003-X5S0-152MLF](#) [4202-025](#) [4251-001LF](#) [4253-002LF](#) [4300-523LF](#) [4305-001LF](#) [4306-019LF](#) [4403-010LF](#) [4600-072LF](#) [4403-060](#) [4600-067](#) [100AFC6-G](#) [10AFC6-B](#) [1-1609990-7](#) [1-1609990-1](#) [FN7510-16-M4](#) [FN7514-32-M4](#) [2461-010-X7V0-102AA](#) [FN7611-32-M4](#) [FN7660-10-M3](#) [SXD1A3-251](#) [2499-003-X5S0-102M](#) [4206-502](#) [M15733/62-0002](#) [4305-006LF](#) [4306-011LF](#) [4300-314-2](#) [4251-002LF](#) [4305-005LF](#) [2461-002-X7V0-102MLF](#) [4403-005](#) [CK70AW152M](#) [4311-001LF](#) [4101-500](#) [32DFC6-N](#)