

KNSCHA[®]

全球 高 端 电 容 器 制 造 商

东莞市科尼盛电子有限公司

DONGGUAN KNSCHA ELECTRONICS CO., LTD.

规格承认书

Specification for approval

客户名称:

(Customer Name)

产品名称:

(Product Name)

客户料号:

(Customer part number)

科尼盛料号:

(KNSCHA number)

型号规格:

(Specifications)

铝电解电容

Aluminum Electrolytic Capacitor

ST-50470UF450V01EC4326

KNSCHA ST-50 450V470 μ F Φ 35*40L

KNSCHA ST-50 450V470 μ F Φ 35*40L

制 造
(Manufacture)

Approval

拟 制
(Fiction)

审 核
(Chief)

核 准
(Approval)

刘淑芬

刘军军

薛子文



客 户
(Customer)

Approval

检 验
(Inspect)

审 核
(Chief)

核 准
(Approval)

东莞市科尼盛电子有限公司

DONG GUAN KNSCHA ELECTRONICS CO.,LTD.

No.8th floor, A3 building, R&D center (Phase I),

Songshan Lake Intelligent Valley, Liaobu Town, Dongguan City.

TEL:0769-83698067 81035570

FAX: 0769-83861559

Email : sales@knscha.com Website: <http://www.knscha.com>



ST-50 Series

Item Name	Rating	Case size	KNS LIFE
ST-50470UF450V01EC4326	ST-50 450V470UF	Φ 35*40	5000 hours

1. Operating Temp. Range

- 40°C ~ + 105°C

2. Electrical Characteristics

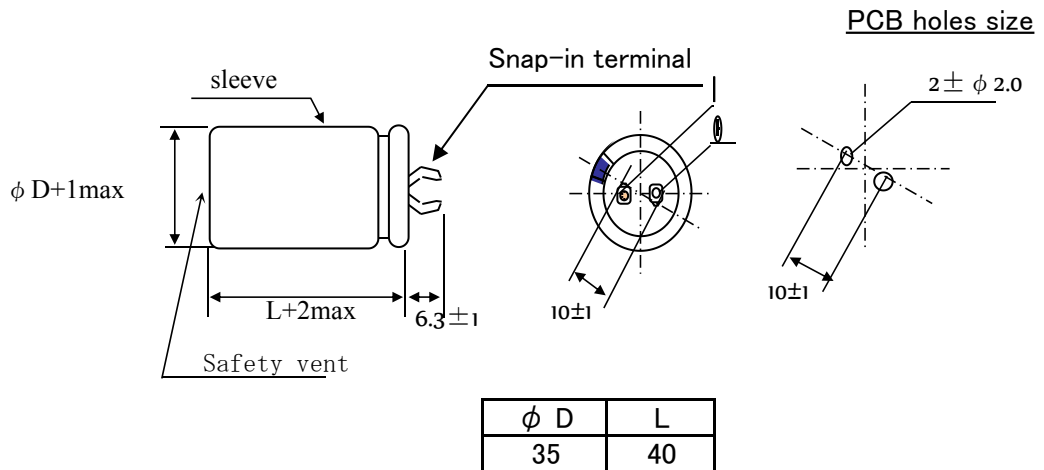
See Table 1.

【Table 1】

Rated Voltage VDC	Surge Voltage VDC	Nominal Static Capacitance (μF)	Tolerance on Capacitance (%) 20°C 120Hz	Dissipation Factor (tanδ) max 20°C 120Hz	Leakage Current 5min. 20°C (μA)	Permissible Ripple Current (mA rms) 105°C 120Hz
450	500	470	-20 ~ +20	0.15	4,230	2,650

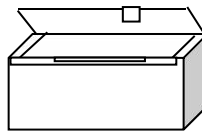
3. Shape and Dimensions ST-50 Series

◆ Shape and Dimensions




4. Packing shape

4-1 Inner Box



4-2 Outer box



4-3 Quantity per package

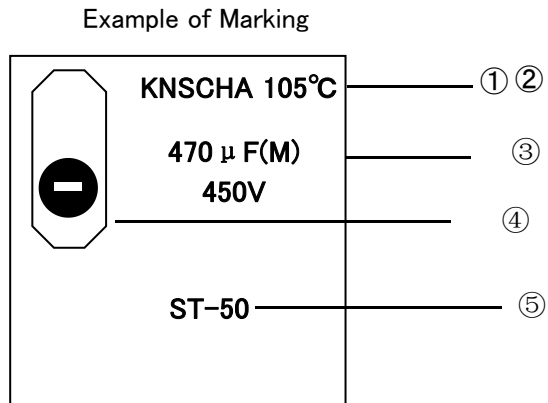
Unit (mm)

Φ D	L	Out box
35	40	240pcs

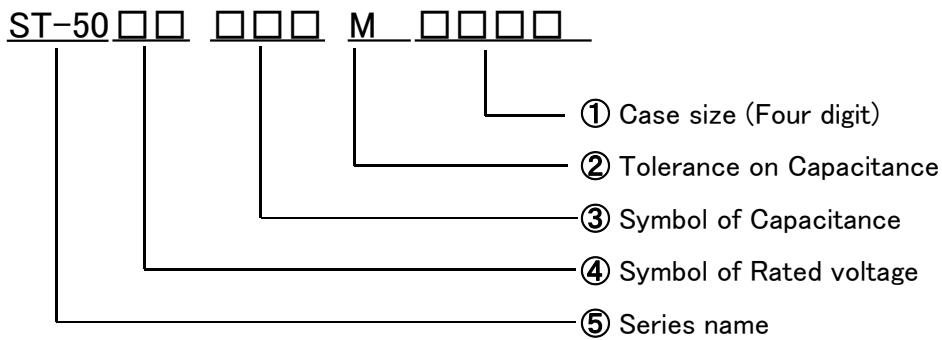
5. Marking

Following items are printed with white color on coffee color sleeve

- ① Trade Mark
- ② Max Operating Temp.
- ③ Rated voltage & Nominal Capacitance
Symbol of Capacitance Tolerance (M)
- ④ Polarity (negative)
- ⑤ series



6. Type numbering system



④

Volt.	Symbol
450	2W

③

Capacitance	Example
470	471

①

Case size (Four digit) Example

Case size	Symbol
35*40	3540

②

Tolerance on Capacitance

M	±20%

7. Characteristics
7-1.

No.	Item	Performance	Test Method			
1	Leakage Current	$I = 4,230 \mu A$ Whichever is smaller (After 5min)	Protection Resistor : $1000 \pm 10 \Omega$ Applied Volt : Rated Voltage Measuring time : 5minutes			
2	Static Capacitance	$- 20\% \sim + 20\%$	Measured Frequency : $120\text{Hz} \pm 20\%$ Measured Voltage $\leq 0.5\text{Vrms}, 1.5 \sim 2.0\text{VDC}$			
3	Dissipation Factor (tan δ)	0.15 and Under	Same as condition of Capacitors			
4	High Temp. Load Characteristics	Leakage Current	\leq the value specified in Table 1			
		Cap. Change	$\leq \pm 20\%$ of initial value			
		Dissipation Factor	$\leq 200\%$ of value specified in Table			
		Appearance	No rSHArkable abnormality			
5	High Temp. no load Characteristics	Leakage Current	\leq the value specified in Table 1			
		Cap. Change	$\leq \pm 15\%$ of initial value			
		Dissipation Factor	$\leq 150\%$ of value specified in Table			
		Appearance	No rSHArkable abnormality			
6	Impedance Ratio	$W V$	450			
		$Z(-25^{\circ}\text{C})/Z(+20^{\circ}\text{C})$	8			
		$Z(-40^{\circ}\text{C})/Z(+20^{\circ}\text{C})$	12			
7	Temperature Characteristics	Stage	Item	Performance	Stage	Test Temp($^{\circ}\text{C}$)
		2	Impedance Ratio	less than the value mentioned in 4-5,	1	20 ± 2
		4	Cap. Change	$\leq \pm 25\%$ against value in stage 3	2	-25 ± 3 ;
		After the capacitor is held at temperature of each stage and reaches temperature stability, measure performance.			3	-40 ± 3 ;
					4	20 ± 2
					5	105 ± 2
6	20 ± 2					
8	Surge Voltage	Item	PerforSHAnce			
		Leakage Current	\leq the initial specified value			
		Cap. Change	$\leq \pm 15\%$ against value before test			
		Dissipation Factor	\leq the initial specified value			
		Appearance	No rSHAKable abnormality			
Test Temp. $15 \sim 35^{\circ}\text{C}$ Test volt. Surge Volt. Specified in 2 Voltage apply. 1,000times of chage for $30 \pm 5\text{sec}$, under frequency of $6 \pm 0.5\text{sec}$, and discharge for 5min30sec.						

7-2.Characteristics

No.	Item	Performance	Test Method
9	Vibration Resistance	Capacitance	Stability required
		Cap. Change	≤±5% of the initial specified value
		Appearance	No rSHArkable abnormality
Frequency : 10~55Hz/1min. Width of vibration, 1.5mm Direction and duration X, Y and Z directions, each for 2 hours (Total 9 hours)			
10	Solderbility	3/4 area of surrounding directions of surface should be covered with new solder.	Solder: Sn-Ag, Sn-Cu Type Soldering Temp : 240±5°C Dipping degree : 2~2.5mm Flux : Ethanol solution (JIS K8101) or Isopropylalchol (JIS K8839) solution of Rosin (JIS K5902)
11	Resistance to Soldering	Leakage Current	≤ Initial specified value
		Cap. Change	≤ ±10% of initial value
		Dissipation Factor	≤ Initial specified in value
		Appearance	No rSHArkable abnormality
12	Resistance to Humidity	Leakage Current	≤ Initial specified value
		Cap. Change	≤ ±15% of initial value
		Dissipation Factor	≤ Initial spesified value
		Appearance	No rSHArkable abnormality
13	Perssure valve moment charact-erstics	There must not be thing ignition, scattering the resolution that that case works safely	Test Temp. : 40±2°C Humidity 90~95% Test Time : 500 ± 8 hours After the above condition,restored to normal temp, and then measured. Dcmethod: impress the reverse voltage and of 1A, I cancel an electric current.

8 Related Standards JIS C 5141

9 Marking on packing box

- ① Item name
- ② Series name
- ③ Rated Voltage
- ④ Nominal Static Capacitance
- ⑤ Case size
- ⑥ Lot No.
- ⑦ Quantity

10 Soldeing

- 8-1 Soldering by soldering iron
Temperature of iron top : 270~350°C
Operating time : within 3 sec.
- 8-2 Flow soldering.
Preheat : PCB surface temperature 120°C±5°C
Solder Temp : 260°C±5°C
Solder Dipping Temp. : 2~4sec.

11 Cleaning of PC boad after soldering

Using follwing solvents is possible but make sure followingcondition
Solvent

IPA or Alcoholic agent like Pinealpha ST-100S, Cleanthrough 750H, 750L, 710M, 750K, or Technocare FRW-14~17

- ① Cleaning should be made by ultrasonic within 5min, at the temperature less then 60°C.
- ② Control of pollution is necessary (conductivity,pH, specific gravity, water volume)
- ③ Please do not keep near cleaning agent. Please do not store in air-tight container.
Please let it dry by hot air at the temperature less than maximum operating temp.

12 Effective life for storage

Storage conditions:

- ① Temperature range must be between 5-35°C
- ② Relative humidity must be less than 75%
- ③ Must be stored indoor
- ④ Must be free from water, oil or salt water
- ⑤ Must be free from toxic gasses (hydrogen sulfide, sulfurous acid, chlorine, ammonium, etc.)
- ⑥ Must be free from ozone, ultraviolet rays or any other radiation
- ⑦ Must be kept in capacitor original package

X-ON Electronics

Largest Supplier of Electrical and Electronic Components

Click to view similar products for [Aluminium Electrolytic Capacitors - Snap In](#) category:

Click to view products by [KNSCHA](#) manufacturer:

Other Similar products are found below :

[NRLF103M25V35X20F](#) [EET-XB2W221LA](#) [LGQ2C681MELEDE](#) [108LMB200M2ED](#) [B41231C4229M](#) [LGM2W181MELA25](#) [MVK-25VC33-M-6.3*5](#) [ALC40F1012DH](#) [ALC40E1004EL](#) [LGZ2W151MELB40](#) [LGZ2W271MELC45](#) [LGZ2W221MELC40](#) [LGZ2W151MELC30](#) [LGZ2W121MELC25](#) [ALA8DA561EF500](#) [DCMC142T250AB2A](#) [ESMH630VSN123MA45U](#) [ESMH630VRT183MB50U](#) [E81D251VNN331MQ35U](#) [ELXS451VNN820MP25S](#) [ESMM181VSN402QA70U](#) [ELXG160VNN562MP25S](#) [ELXG160VSN562MP25S](#) [ESMH160VNN104MA80U](#) [450MXG82MEFCSN22X25](#) [EKMW421VSN391MQ45S](#) [KN821M25035*30C](#) [152EC0351](#) [152EC0343](#) [152EC0354](#) [TLS450V220M35*25](#) [KS200M821SI225*35TA-1B1ET](#) [KM450M101SI222*30TA-1A3ET](#) [400MXC220MEFCSN35X25](#) [TDA63V4700M22*50 V](#) [HP221M450N350AP4](#) [152EC0329](#) [LAO-50V103MS45PX#B](#) [152EC0566](#) [KN331M45035*30A](#) [KN821M45035*56P4](#) [450USC330MEFCSN25X50](#) [HP471M250N300AP4](#) [TLS500V100M25.4*30 V](#) [KN331M40030*30A](#) [TLS315VS470M30*30 VS](#) [KM250M471SI225*35TA-1B3Et](#) [KS400M151SI222*30TA-1A1ET](#) [152EC0337](#) [TDA35VS4700M22*30 VS](#)