


bussed square corner resistor array

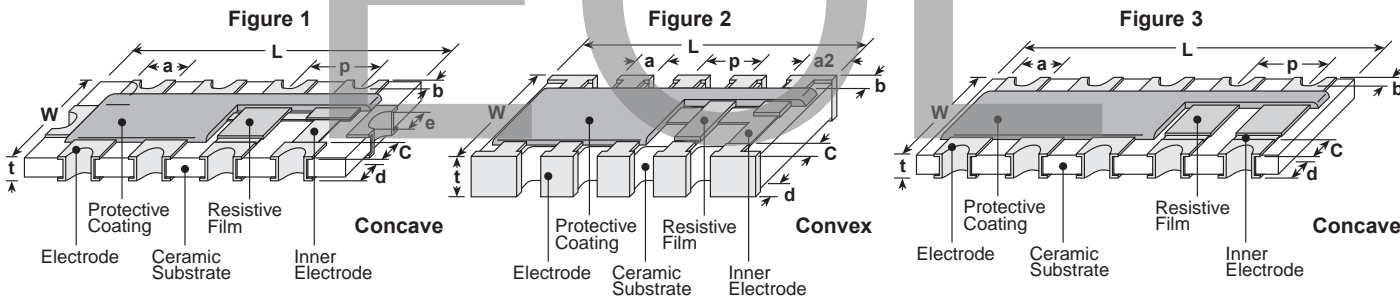


features

- Manufactured to type RK73 standards
- Concave or convex terminations
- Less board space than individual chips
- Eight bussed resistor elements included in one array
- Products with lead-free terminations meet EU RoHS requirements. EU RoHS regulation is not intended for Pb-glass contained in electrode, resistor element and glass.

dimensions and construction

Size Code	Figure No.	Dimensions inches (mm)										
		L	W	C	d	e	t	a (top)	a2	a (bot.)	b	p
1J10VK	2	.126±.004 (3.2±0.1)	.063±.004 (1.6±0.1)	.012±.008 (0.3±0.2)	.012±.004 (0.3±0.1)	—	.020±.004 (0.5±0.1)	.016±.004 (0.4±0.1)	—	.012 (0.3)	—	.025 (0.64)
1J10K	2	.126±.004 (3.2±0.1)	.063±.004 (1.6±0.1)	.012±.008 (0.3±0.2)	.012±.004 (0.3±0.1)	—	.020±.004 (0.5±0.1)	.016±.004 (0.4±0.1)	.022±.004 (0.55±0.1)	.012±.008 (0.3±0.2)	—	.025 (0.64)
1J10Y	1	.126±.006 (3.2±0.15)	.063±.006 (1.6±0.15)	.008±.004 (0.2±0.1)	.014±.004 (0.35±0.1)	.016±.006 (0.4±0.15)	.022±.004 (0.55±0.1)	.013±.006 (0.33±0.15)	—	.012±.004 (0.3±0.1)	.004 (0.1)	.031 (0.8)
2A10Y		.157±.008 (4.0±0.2)	.083±.008 (2.1±0.2)	.010±.008 (0.25±0.2)	.016±.008 (0.4±0.2)	.020±.008 (0.5±0.2)	.024±.004 (0.6±0.1)	.020±.008 (0.5±0.2)	—	.016±.006 (0.4±0.15)	.006±.004 (0.15±0.1)	.031 (0.8)
2B10V	3	.252±.008 (6.4±0.2)	.122±.008 (3.1±0.2)	.014±.006 (0.35±0.15)	.022±.006 (0.55±0.15)	—	.024±.004 (0.6±0.1)	.024±.004 (0.6±0.1)	—	.024±.006 (0.6±0.15)	.006±.004 (0.15±0.1)	0.05 (1.27)
2B10												



ordering information

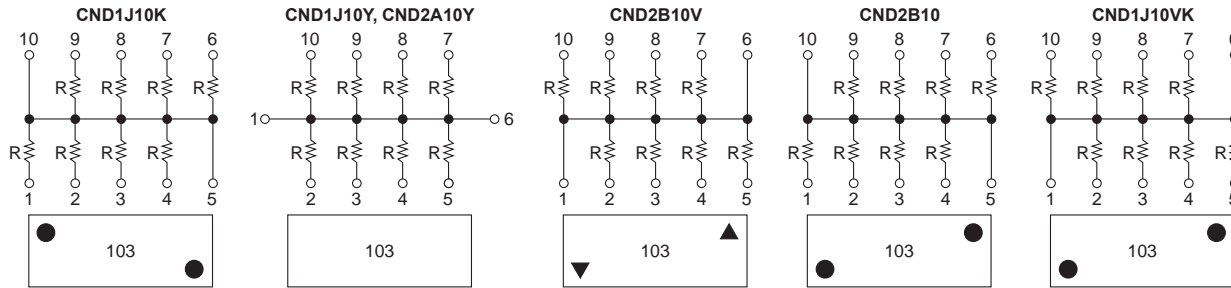
Convex:	CND	1J	10	V	K	T	TD	103	J
Type	Size	Elements	Circuit Symbol	Terminal Symbol	Termination Material	Packaging	Nominal Resistance	Tolerance	
	1J	10	V: Reverse common electrode Blank: Standard	K: Convex type	T: Sn (Other termination styles may be available, please contact factory for options)	TD: 7" paper tape	2 significant figures + 1 multiplier	J: ±5%	
Concave:	CND	2B	10	V	T	TE	103	J	
Type	Size	Elements	Circuit Symbol	Termination Material	Packaging	Nominal Resistance	Tolerance		
	1J 2A 2B	10	V: Reverse common electrode Y: Side common electrode Blank: Standard	T: Sn (Other termination styles may be available, please contact factory for options)	TD: 7" paper tape TE: 7" embossed plastic	2 significant figures + 1 multiplier	J: ±5%		

For further information on packaging, please refer to Appendix A.

Specifications given herein may be changed at any time without prior notice. Please confirm technical specifications before you order and/or use.

12/01/17

circuit schematics and markings



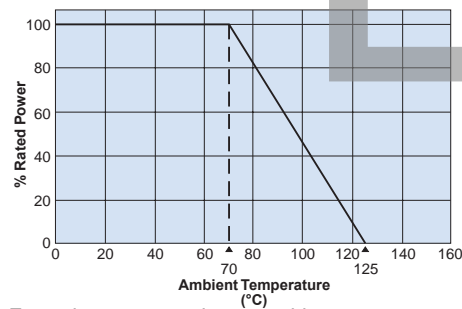
applications and ratings

Part Designation	Power Rating @ 70°C (Per Element)	T.C.R. (ppm/°C) Max.	Resistance Range E-12	Resistance Tolerance	Absolute Maximum Working Voltage	Maximum Overload Voltage (5 Secs. Max.)	Rated Ambient Temperature	Operating Temperature Range
CND1J10VK	.031	±200	47Ω - 39kΩ	J: ±5%	25V	50V	+70°C	-55°C to +125°C
CND1J10K								
CND1J10Y	.05		22Ω - 39kΩ					
CND2A10Y	.063		100Ω - 100kΩ		50V	100V		
CND2B10V								
CND2B10								

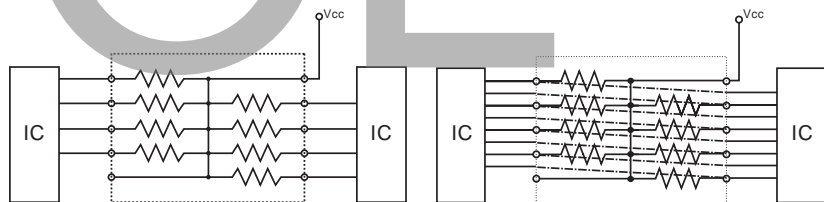
* Note that network resistors generate higher heat rather than single flat chip resistors even under rated power output

environmental applications

Derating Curve



Circuit Board Application



For resistors operated at an ambient temperature of 70°C or above, a power rating shall be derated in accordance with the above derating curve.

Performance Characteristics

Parameter	Requirement $\Delta R \pm(\%+0.1\Omega)$		Test Method
	Limit	Typical	
Resistance	Within specified tolerance	—	25°C
T.C.R.	Within specified T.C.R.	—	+25°C/-55°C, +25°C/+125°C
Overload (Short time)	±2.0%	±0.5%	Rated voltage x 2.5 for 5 seconds
Resistance to Solder Heat	±1.0%	Convex: ±0.2% Concave: ±0.25%	260°C ± 5°C, 10 seconds ± 1 second
Rapid Change of Temperature	±1.0%	Convex: ±0.1% Concave: ±0.25%	-55°C (30 minutes), +125°C (30 minutes), 5 cycles
Moisture Resistance	±5.0%	±1.0%	40°C ± 2°C, 90 - 95% RH, 1000 hours, 1.5 hr ON, 0.5 hr OFF cycle
Endurance at 70°C	±5.0%	Convex: ±0.5% Concave: ±1%	70°C ± 2°C, 1000 hours, 1.5 hr ON, 0.5 hr OFF cycle
High Temperature Exposure	±1.0%	±0.2%	+125°C, 1000 hours

Specifications given herein may be changed at any time without prior notice. Please confirm technical specifications before you order and/or use.

11/14/17

X-ON Electronics

Largest Supplier of Electrical and Electronic Components

Click to view similar products for [Resistor Networks & Arrays](#) category:

Click to view products by [KOA Speer](#) manufacturer:

Other Similar products are found below :

[CS6600552K000B8768](#) [CSC08A01470KGEK](#) [M8340105K1002FGD03](#) [M8340106K1002GCD03](#) [M8340106MA010FHD03](#)
[M8340107K1471FGD03](#) [M8340108K1001FCD03](#) [M8340108K2402GGD03](#) [M8340108K3242FGD03](#) [M8340108K3322FCD03](#)
[M8340108K6202GGD03](#) [M8340109K2002FCD03](#) [M8340109MA010GHD03](#) [EXB-24N121JX](#) [EXB-24N470JX](#) [EXB-A10E102J](#) [EXB-](#)
[A10E104J](#) [744C083101JTR](#) [MDP1603100KGE04](#) [PRA100I2-1KBWNW](#) [GUS-SS4-BLF-01-1002-G](#) [ACAS06S0830339P100](#)
[ACAS06S0830343P100](#) [ACAS06S0830344P100](#) [RM2012A-102/104-PBVW10](#) [RM2012A-102503-PBVW10](#) [RM3216B-102302-PBVW10](#)
[L091S102LF](#) [ACAS06S0830341P100](#) [ACAS06S0830342P100](#) [ACAS06S0830345P100](#) [EXB-14V300JX](#) [EXB-U14470JX](#) [EXB-U18330JX](#)
[EXB-V8V220GV](#) [PRA100I2-10KBWN](#) [PRA100I4-10KBWN](#) [M8340102M4701JAD04](#) [M8340105K1002GGD03](#) [M8340105M1001JCD03](#)
[M8340107K3402FCD03](#) [M8340108K1000FGD03](#) [M8340108K1000GGD03](#) [M8340108K1002GGD03](#) [M8340108K2001FCD03](#)
[M8340108K2002FCD03](#) [M8340108K3901GGD03](#) [M8340108K4992FGD03](#) [M8340109K2002GCD03](#) [M8340109K2202GCD03](#)