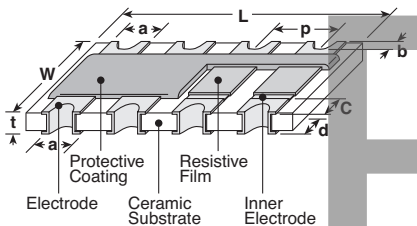


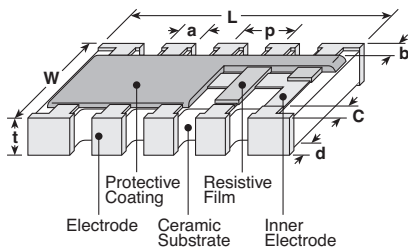
features

- Manufactured to type RK73Z standards
- Concave or convex terminations
- Less board space than individual chip
- Isolated jumper elements
- Products with lead-free terminations meet EU RoHS requirements. EU RoHS regulation is not intended for Pb-glass contained in electrode, resistor element and glass.

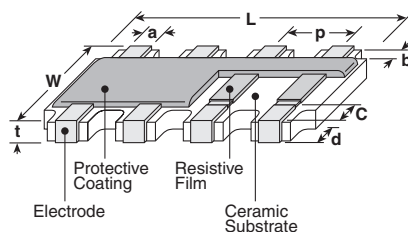
dimensions and construction



CN Concave/Square Corner



CN_K/N Convex/Square Corner



CN__A Convex/Scalloped Corner

Size Code	Dimensions inches (mm)									
	L	W	C	d	t	a (top)	a (bot.)	b	p (ref.)	
CNZ1E2 (0402 x 2)	.039±.004 (1.0±0.1)	.039±.004 (1.0±0.1)	.008±.004 (0.2±0.1)	.010±.004 (0.25±0.1)	.014±.004 (0.35±0.1)	.012±.004 (0.3±0.1)	.012±.004 (0.3±0.1)	.003±.002 (0.07±0.05)	.020 (0.5)	
CNZ1E4 (0402 x 4)	.079±.004 (2.0±0.1)	.039±.004 (1.0±0.1)	.008±.004 (0.2±0.1)	.010±.004 (0.25±0.1)	.018±.004 (0.45±0.1)	.012±.004 (0.3±0.1)	.012±.004 (0.3±0.1)	.003±.002 (0.07±0.05)	.020 (0.5)	
CNZ1J2 (0603 x 2)	.063±.008 (1.6±0.2)	.063±.008 (1.6±0.2)	.012±.008 (0.3±0.2)	.016±.004 (0.4±0.1)		.020±.004 (0.5±0.1)	.016±.006 (0.4±0.15)		.031 (0.8)	
CNZ1J4 (0603 x 4)	.126±.008 (3.2±0.2)	.063±.008 (1.6±0.2)	.012±.008 (0.3±0.2)	.016±.004 (0.4±0.1)		.020±.004 (0.5±0.1)	.016±.006 (0.4±0.15)		.031 (0.8)	
CNZ1J8 (0603 x 8)	.252±.008 (6.4±0.2)	.063±.008 (1.6±0.2)	.012±.008 (0.3±0.2)	.016±.004 (0.4±0.1)		.020±.004 (0.5±0.1)	.016±.006 (0.4±0.15)		.031 (0.8)	
CNZ2A2 (0805 x 2)	.100±.008 (2.54±0.2)	.079±.008 (2.0±0.2)	.016±.008 (0.4±0.2)		.024±.004 (0.6±0.1)			.006±.004 (0.15±0.1)	.050 (1.27)	
CNZ2A4 (0805 x 4)	.200±.008 (5.08±0.2)	.079±.008 (2.0±0.2)	.016±.008 (0.4±0.2)		.022±.004 (0.55±0.1)	.031±.004 (0.8±0.1)	.030±.006 (0.75±0.15)		.050 (1.27)	
CNZ2B2 (1205 x 2)	.100±.008 (2.54±0.2)	.126±.008 (3.2±0.2)	.020±.012 (0.5±0.3)		.022±.004 (0.55±0.1)	.031±.004 (0.8±0.1)	.030±.006 (0.75±0.15)		.050 (1.27)	
CNZ2B4 (1206 x 4)	.200±.008 (5.08±0.2)	.126±.008 (3.2±0.2)	.020±.012 (0.5±0.3)		.022±.004 (0.55±0.1)	.031±.004 (0.8±0.1)	.030±.006 (0.75±0.15)		.050 (1.27)	

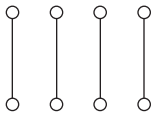
Size Code	Dimensions inches (mm)								
	L	W	C	d	t	a (ref.)	b (ref.)	p (ref.)	
CNZ1E2K (0402 x 2)	.039±.004 (1.0±0.1)	.039±.004 (1.0±0.1)	.006±.004 (0.15±0.1)	.010 max. (0.25±0.1)	.014±.004 (0.35±0.1)	.013±.004 (0.33±0.1)	.007±.002 (0.17±0.05)	.026 (0.67)	
CNZ1E4K (0402 x 4)	.079±.004 (2.0±0.1)	.039±.004 (1.0±0.1)	.006±.004 (0.15±0.1)	.010 max. (0.25±0.2)	.014±.004 (0.35±0.1)	.008±.006 (0.3±0.15)	.006±.004 (0.15±0.1)	.020 (0.5)	
CNZ1J2K (0603 x 2)	.063±.006 (1.6±0.15)					.024±.006 (0.6±0.15)		.031 (0.8)	
CNZ1J4A (0603 x 4)	.126±.006 (3.2±0.15)	.063±.006 (1.6±0.15)	.012±.008 (0.3±0.2)	.016±.004 (0.25±0.1)	.020±.004 (0.5±0.1)	.020±.006 (0.5±0.15)	.014±.004 (0.3±0.1)	.031 (0.8)	
CNZ1J4K (0603 x 4)	.126±.006 (3.2±0.15)					.020±.006 (0.5±0.15)		.031 (0.8)	
CNZ2B4A (0805 x 4)	.201±.008 (5.1±0.2)	.122±.008 (3.1±0.2)	.020±.008 (0.5±0.2)	.014±.006 (0.35±0.15)	.022±.004 (0.55±0.1)	.031±.008 (0.8±0.2)	.018±.006 (0.45±0.1)	.050 (1.27)	
CNZ1F8K (0805 x 8)	.200±.008 (5.08±0.1)	.063±.004 (1.6±0.1)	.012±.004 (0.3±0.1)	.012±.004 (0.3±0.1)	.018±.006 (0.45±0.1)	.014±.004 (0.3±0.1)	.006 (0.15)	.020 (0.5)	

ordering information

CNZ	1J	4	A	T	TD
Type	Size	Elements	Terminal Style	Termination Material	Packaging
	1E 1F 1J 2A 2B	2 4 8	Blank: Concave A: Convex/scalloped K: Convex/square N: Flat/square	T: Sn (Other termination styles may be available, please contact factory for options)	TD: 7" paper tape TE: 7" embossed plastic TDD: 10" paper tape

For further information on packaging, please refer to Appendix A.

circuit schematic

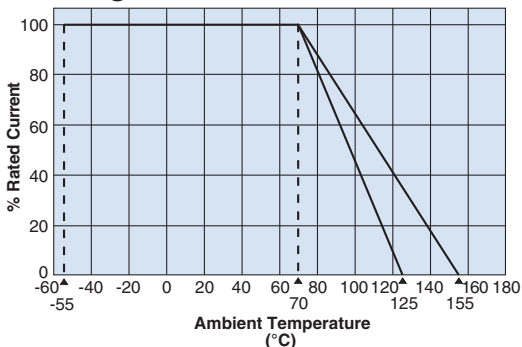


applications and ratings

Part Designation	Current Rating @ 70°C (Per Element)	Maximum Surge Current	Maximum Resistance	Operating Temperature Range
CNZ1E2	0.5 Amps	2.0 Amps	50mΩ	-55°C to +125°C
CNZ1E4				
CNZ1E2K				
CNZ1E4K				
CNZ1J2K/CNZ1J4A/CNZ1J4K				
CNZ1J2/CNZ1J4				
CNZ1J8	1.0 Amps	3.0 Amps	50mΩ	-55°C to +125°C
CNZ2A2				
CNZ2A4				
CNZ2B2				
CNZ2B4				
CNZ2B4A	4.0 Amps			
CNZ1F8K	2.0 Amps			

environmental applications

Derating Curve



For resistors operated at an ambient temperature of 70°C or above, a power rating shall be derated in accordance with the derating curve.

Specifications given herein may be changed at any time without prior notice. Please confirm technical specifications before you order and/or use.

3/28/19

X-ON Electronics

Largest Supplier of Electrical and Electronic Components

Click to view similar products for [Resistor Networks & Arrays](#) category:

Click to view products by [KOA Speer](#) manufacturer:

Other Similar products are found below :

[M8340105K1002FGD03](#) [M8340105K3301JCD03](#) [M8340106M2002GCD03](#) [M8340107K1471FGD03](#) [M8340107K2002GCD03](#)
[M8340107K2261FGD03](#) [M8340107M1501GGD03](#) [M8340108K1001FCD03](#) [M8340108K1003FCD03](#) [M8340108K2402GGD03](#)
[M8340108K3240FGD03](#) [M8340108K6192FGD03](#) [M8340109K2872FCD03](#) [M8340109M4701GCD03](#) [M8340109MA010GHD03](#) [EXB-](#)
[24N121JX](#) [EXB-24N330JX](#) [EXB-24N470JX](#) [744C083101JTR](#) [EXB-U14360JX](#) [EXB-U18390JX](#) [744C083270JTR](#) [745C102472JP](#)
[767161104G](#) [MDP1603100KGE04](#) [770101223](#) [ACAS06S0830339P100](#) [ACAS06S0830343P100](#) [ACAS06S0830344P100](#) [RM2012A-](#)
[102/104-PBVW10](#) [RM2012A-102503-PBVW10](#) [8B472TR4](#) [268-15K](#) [ACAS06S0830341P100](#) [ACAS06S0830342P100](#)
[ACAS06S0830345P100](#) [EXB-U14470JX](#) [EXB-U18330JX](#) [266-10K](#) [M8340105M1001JCD03](#) [M8340106K4701GGD03](#)
[M8340107K1004GGD03](#) [M8340107K3402FCD03](#) [M8340108K1000GGD03](#) [M8340108K1002GGD03](#) [M8340108K1202GGD03](#)
[M8340108K3901GGD03](#) [M8340108K4992FGD03](#) [M8340108K5111FGD03](#) [M8340108M1002JCD03](#)