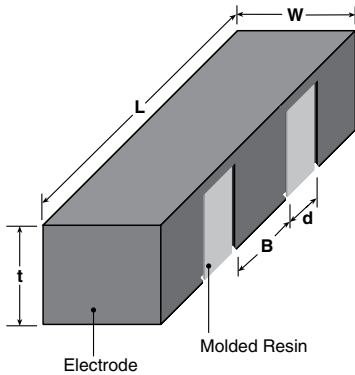


### features

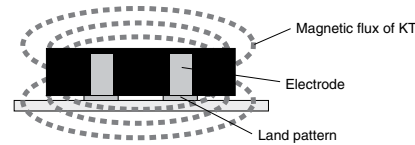
- Transponder coil is arranged with electrode in the long side of the part, and covered with molding resin
- Excellent high Q and high sensitivity, because neither the electrode nor the land pattern disturb the coil flux
- Strong resistance to vibration, shock and substrate bend test by 4 electrode terminals structure and the molded resin
- Small inductance change to environmental temperature change
- Marking: Black body color
- Products meet EU RoHS requirements
- AEC-Q200 Qualified

Inductors

### dimensions and construction



Type	Dimensions inches (mm)				
	B	d	L	W	t
KT	.134 Typ. (3.4 Typ.)	.059 Typ. (1.5 Typ.)	.465±.008 (11.8±0.2)	.142±.008 (3.6±0.2)	.118 Max. (3.0 Max.)



### ordering information

KT	11835	T	TEG	722	J
Product Code	Style	Terminal Surface Material	Packaging	Nominal Inductance	Tolerance
	L x W x H (mm) 11.8 x 3.6 x 3.0	T: Sn	TEG: plastic embossed 2,500 pieces/reel	3 digits: 722: 7.2mH 123: 12mH	G: ±2% H: ±3% J: ±5%

For further information on packaging, please refer to Appendix A.

### ratings

Type	Nominal Inductance (mH)	Inductance Tolerance	Unload Quality Factor Min.	L, Q Measuring Frequency (kHz)	Self Resonant Frequency (kHz) Min.	DC Resistance (Ω)Max.	Allowable DC Current (mA) Max.	Sensitivity (mV/μT) Typ.
KT11835TTEG242 □	2.4	G: ±2% H: ±3% J: ±5%	32	125	700	32	30	28
KT11835TTEG402 □	4.0		36		600	45	25	35
KT11835TTEG502 □	5.0		32		800	75	22	40
KT11835TTEG722 □	7.2		40		750	92	15	55
KT11835TTEG123 □	12		45		500	119	12	75

The code for inductance tolerance (G, H, J) enters □

Any other inductance under 12mH is available

Operating Temperature Range: -40°C - +125°C (Self-heating is included). That the operating temperature upper limit temperature of the coil winding portions (ambient temperature + self-heating) is (+125°C) or less.

Specifications given herein may be changed at any time without prior notice. Please confirm technical specifications before you order and/or use.

4/08/16

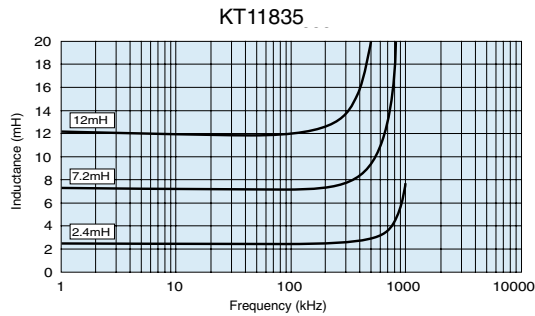
## environmental applications

### Circuit Construction

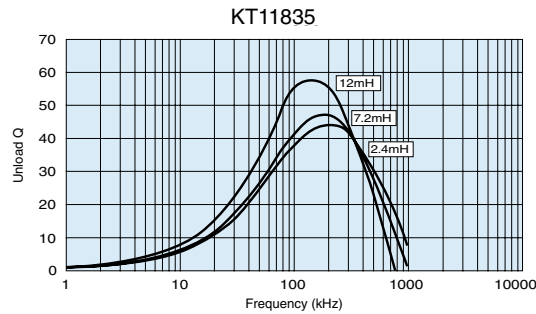


### Characteristics Test equipment: Agilent 4294A impedance analyzer

#### L-Frequency Characteristics

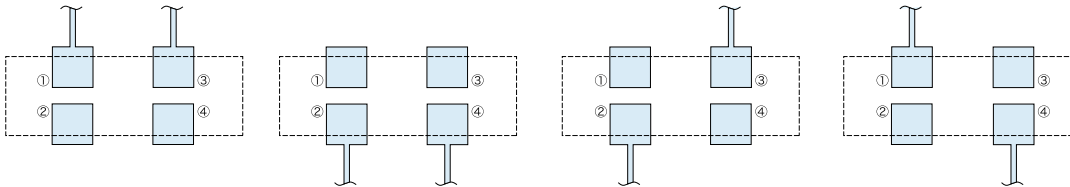


#### Q-Frequency Characteristics

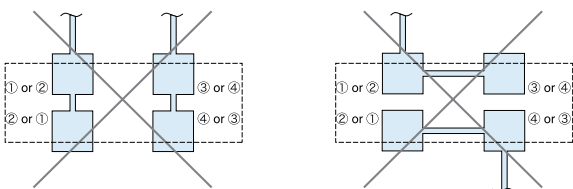


### Wiring Diagram of Solder Pad

#### Recommended wiring example



#### Non-recommended wiring example



Please avoid the following wiring because it leads to decrease of L and Q.  
Connection between 1 and 2, and/or 3 and 4.

### Performance Characteristics

Test Items	Performance Requirement Maximum L/L		Test Methods
	Limit	Typical	
Resistance to Soldering Heat	±2% No significant abnormality in appearance	±1%	260°C±5°C, 10 seconds ±1second
Rapid Change of Temperature	±2% No significant abnormality in appearance	±1%	-40°C (30min.) / +125°C (30min.), 100 cycles
Low Temperature Exposure	±2% No significant abnormality in appearance	±1%	-40°C±2°C, 1000 hours
High Temperature Exposure	±2% No significant abnormality in appearance	±1%	+125°C±2°C, 1000 hours
Moisture Endurance	±2% No significant abnormality in appearance	±1%	+60°C±2°C, 90 ~ 95%RH, 1000 hours
Temperature Characteristics	±3% No significant abnormality in appearance	±2%	+20°C → -40°C, +20 → +125°C

Specifications given herein may be changed at any time without prior notice. Please confirm technical specifications before you order and/or use. 1/03/13

## X-ON Electronics

Largest Supplier of Electrical and Electronic Components

*Click to view similar products for [Fixed Inductors](#) category:*

*Click to view products by [KOA Speer](#) manufacturer:*

Other Similar products are found below :

[CR32NP-100KC](#) [CR43NP-680KC](#) [CR54NP-820KC](#) [CR54NP-8R5MC](#) [CTX32CT-100](#) [70F224AI](#) [MGDQ4-00004-P](#) [MHL1ECTTP18NJ](#)  
[MHL1JCTTD12NJ](#) [PE-51506NL](#) [PE-53601NL](#) [PE-53602NL](#) [PE-53630NL](#) [PE-53824SNLT](#) [PE-62892NL](#) [PE-92100NL](#) [PG0434.801NLT](#)  
[PG0936.113NLT](#) [9310-16](#) [PM06-2N7](#) [PM06-39NJ](#) [A01TK](#) [1206CS-471XJ](#) [HC2-2R2TR](#) [HC2LP-R47-R](#) [HC3-2R2-R](#) [HCF1305-3R3-R](#)  
[1206CS-151XG](#) [RCH664NP-140L](#) [RCH664NP-4R7M](#) [RCH8011NP-221L](#) [RCP1317NP-332L](#) [RCP1317NP-391L](#) [RCR1010NP-470M](#)  
[RCR110DNP-331L](#) [DH2280-4R7M](#) [DS1608C-106](#) [ASPI-4020HI-R10M-T](#) [B10TJ](#) [B82477P4333M](#) [B82498B3101J000](#) [B82498B3680J000](#)  
[ELJ-RE27NJF2](#) [1812CS-153XJ](#) [1812CS-183XJ](#) [1812CS-223XJ](#) [1812LS-104XJ](#) [1812LS-105XJ](#) [1812LS-124XJ](#) [1812LS-154XJ](#)