


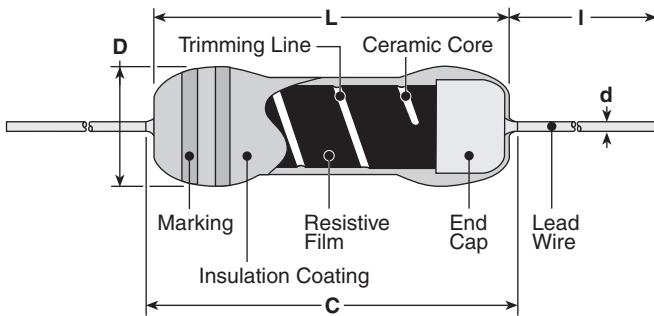
features

- High stability and excellent linearity
- Miniature size
- Products with lead-free terminations meet EU RoHS requirements



Thermal protection

dimensions and construction



Type	Dimensions inches (mm)				
	L (ref.)	C (max.)	D	d (Nom.)	I*
LT1/6	.126±.008 (3.2±0.2)	.146 (3.7)	.067 ⁺² / ₋₁ (1.7 ^{+0.008} / _{-0.004})	.018 (0.45)	1.10±.118 (28.0±3.0)
LT1/4	.248±.008 (6.3±0.5)	.280 (7.1)	.091±.012 (2.3±0.3)	.024 (0.6)	

* Lead length changes depending on taping and forming type

ordering information

LT	1/6	C	T26	A	102	J	3600
Type	Power Rating	Termination Material	Taping and Forming	Packaging	Nominal Resistance	Tolerance	T.C.R. (ppm/°C)
	1/4 1/6	C: SnCu	T26, T52	A: Ammo R: Reel	2 significant figures + 1 multiplier "R" indicates decimal on value <10Ω	J: ±5%	1000 - 4,500

applications and ratings

T.C.R. (ppm/°C)*	T.C.R. Tolerance	Resistance Range E-24 (LT1/6S)	Resistance Range E-24 (LT1/4S)	Resistance Tolerance	Rated Ambient Temperature	Operating Temperature Range
1000	±15%	100Ω - 20KΩ	100Ω - 39KΩ	J: ±5%	+70°C	-40°C to +125°C
1200						
1400						
2000	±10%	100Ω - 9.1KΩ	100Ω - 15KΩ	J: ±5%	+70°C	-40°C to +125°C
3600						
3900						
4200						
4500						

* T.C.R. measuring temperature: +25°C to +75°C

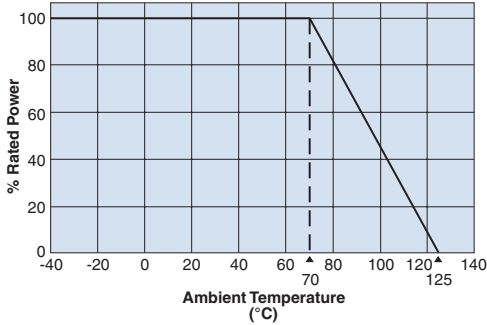
For further information on packaging, please refer to Appendix C.

Specifications given herein may be changed at any time without prior notice. Please confirm technical specifications before you order and/or use.

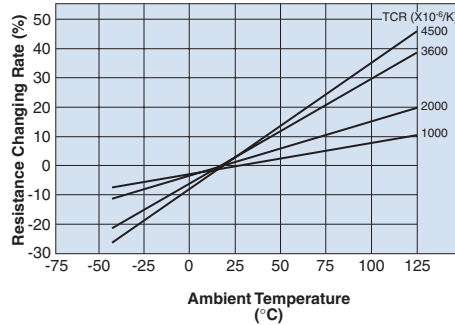
12/28/17

environmental applications

Derating Curve



Temperature Characteristics of Resistance



Approximate Expression for Resistance-Temperature Characteristics

T.C.R. (x10 ⁻⁶ /K)	C ₀	C ₁	C ₂
3600	0.9175	0.0032	4.0000 x 10 ⁻⁶
3900	0.9099	0.0035	4.0064 x 10 ⁻⁶
4200	0.9026	0.0038	3.9964 x 10 ⁻⁶
4500	0.8948	0.0041	4.0064 x 10 ⁻⁶

(Values are not guaranteed but typical)

$$R_T = R_{25} (C_0 + C_1 T + C_2 T^2)$$

R_T: Resistance value at T°C

R₂₅: Resistance value at 25°C

T: Ambient temperature (°C)

C₀, C₁, C₂: Constants

Performance Characteristics

Parameter	Requirement $\Delta R \pm (\% + 0.05\Omega)$		Test Method
	Limit	Typical	
Resistance	Within specified tolerance	—	25°C
Overload (Short time)	±1%	±0.75%	Rated voltage x 2.5 for 5 seconds
Resistance to Solder Heat	±1%	±0.75%	260°C ±5°C, 10 seconds ± 1 second
Rapid Change of Temperature	±1%	±0.75%	-40°C (30 minutes), +125°C (30 minutes), 5 cycles
Moisture Resistance	±3%	±2%	40°C ± 2°C, 90 - 95% RH, 1000 hours, 1.5 hr ON, 0.5 hr OFF cycle
Endurance at 70°C	±3%	±2%	70°C ± 2°C, 1000 hours, 1.5 hr ON, 0.5 hr OFF cycle

X-ON Electronics

Largest Supplier of Electrical and Electronic Components

Click to view similar products for [PTC \(Positive Temperature Coefficient\) Thermistors](#) *category:*

Click to view products by [KOA Speer](#) *manufacturer:*

Other Similar products are found below :

[PTCCL09H251FB](#)[PTCTL3MR100GTE](#) [PTCCL05H630HTE](#) [B59346A1502P020](#) [B59980C0160A070](#) [PTCTT95R100GTE](#)
[PTCLL05P131TBE](#) [B59841C0135A070](#) [PTCCL09H541DBE](#) [TFPT0805L1800FV](#) [B59725T1120A062](#) [B59116S0225B010](#)
[B59008C0150A040](#) [B59100M1090A070](#) [B59100M1145A070](#) [B59873C0120A070](#) [102PS1G](#) [B59990C0080A070](#) [B59300M1150A070](#)
[B59339A1501P020](#) [B59770B0120A070](#) [B59995C0120A070](#) [YQR100R060](#) [YQS5751PTO](#) [YQS5856PTF](#) [YQS5930PTO](#) [YS5675](#)
[YS5918PTO](#) [YQS5898PTO](#) [YQS5868PTF](#) [YQD100N1000](#) [KTY81/210,112](#) [B59010D1135B40](#) [B59606A110A62](#) [B59807A90A62](#)
[B59830C120A70](#) [B59874C120A70](#) [B59960C160A70](#) [YQD120N0025](#) [PTGL12AS4R7K6B51B0](#) [PTGL12AR270M9C01B0](#)
[PTGL12AR100M6C01B0](#) [PTGL09AR390N0B52A0](#) [PTGL07AS2R7K2B51A0](#) [PTGL07AS1R8K2B51B0](#) [PTS120601B100RPU00](#)
[PTGL10AR3R9M3P51B0](#) [PTGL07BD220N3B51B0](#) [PTGL07AS5R6K4B51B0](#) [PTGL07AS150K6B51A0](#)