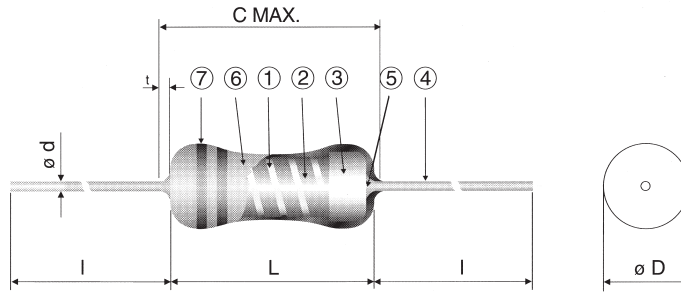



METAL OXIDE SMALL TYPE MOS • MOSX



STRUCTURE

- 1 Ceramic core
- 2 MOS = trimmed metal oxide
MOSX = trimmed metal film
- 3 Steel cap (Cu, Sn plated)
- 4 Lead wire
- 5 Welding joint
- 6 Flame retardant insulation coating
- 7 Marking

IDENTIFICATION

PRODUCT CODE	COATING COLOR	MARKING
MOS (X) 1/2 MOS (X) 1	Lavender	Color Code (R-value and tolerance)
MOS 2... 5 MOSX 2... 5		Alpha/Numeric (R-value and tolerance)

All these products have Pb-free terminations and meet EU-RoHS and China-RoHS requirements

TYPE DESIGNATION (HOW TO ORDER)

MOS	1/2	C	T52	A	2210	F	Contact us when you have control request for environmental hazardous material other than the substance specified by EU-RoHS
PRODUCT CODE MOS MOSX	POWER RATING Unit: Watt 1/2... 5	TERMINATION SURFACE MATERIAL C: SnCu	TAPING & FORMING	PACKAGING A: Ammo R: Reel	NOMINAL RESISTANCE F: 4 digits G, J: 3 digits	RESISTANCE TOLERANCE F: (±1%) G: (±2%) J: (±5%)	

*Please see "PACKAGING"

FEATURES

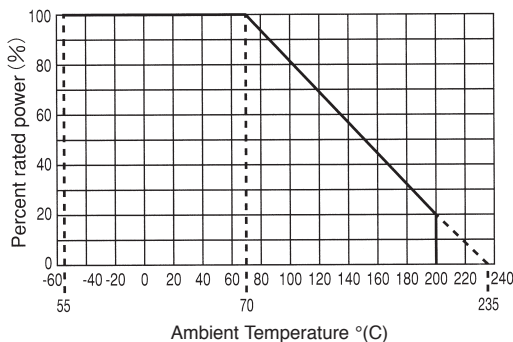
- Small size power type resistors
- Flame retardant coating (Equivalent to UL94 V-0)
- Automatic insertion is applicable
- Various formings are available
- High reliability for performance
- MOS = metal oxide film
- MOSX = metal film
- Meets or exceeds IEC 60 115-4, JIS C 5201-4, EIAJ RC-2138
- Rated ambient temperature: +70°C
- Operating temperature range: -55°C ... +200°C

DIMENSIONS (mm)

TYPE	L	C Max.	ø D	ø d (nom.)	l*
MOS (X) 1/2	6.2 ± 0.5	7.1	2.5 ± 0.5	0.60	24 Min.
MOS (X) 1	9.0 ± 1.0	11.1	3.0 ± 0.5		
MOS (X) 2	12.0 ± 1.0	15.0	4.0 ± 0.5	0.80	30 ± 3
MOS (X) 3	15.5 ± 1.0	18.0	6.0 ± 1.0		
MOS (X) 5	24.5 ± 1.0	28.0	9.0 ± 1.0		

*Lead length changes depending on taping and forming type.

DERATING CURVE



RATING

DIN SIZE	TYPE	T.C.R. (ppm/K)	POWER RATING*	MAX. WORKING VOLTAGE	MAX. OVERLOAD VOLTAGE	DIELECTRIC WITHSTANDING VOLTAGE	RESISTANCE RANGE		
							E24 & E96		E24
							F (±1%)	G (±2%)	
0207	MOS 1/2	± 300	0.5 W	300 V	600 V	400 V	10Ω ... 47kΩ	10Ω ... 47kΩ	10Ω ... 47kΩ
0411	MOS 1		1 W	350 V	700 V	700 V	10Ω ... 68kΩ	10Ω ... 68kΩ	10Ω ... 100kΩ
0414	MOS 2		2 W				10Ω ... 100kΩ		
0617	MOS 3		3 W	500 V	1000 V	800 V	—**	10Ω ... 100kΩ	10Ω ... 100kΩ
0922	MOS 5		5 W						
0207	MOSX 1/2		0.5 W				400 V		
0411	MOSX 1		1 W	500 V					
0414	MOSX 2		2 W		700 V				
0617	MOSX 3		3 W	—**					
0922	MOSX 5		5 W	800 V					

* For resistors operated at an ambient temperature of +70°C or above, the power rating shall be derated in accordance with the above derating curve.

** Resistors with tolerance ± 1% on request.

Rated voltage = √ Power rating x resistance value or max. working voltage, whichever is lower.

X-ON Electronics

Largest Supplier of Electrical and Electronic Components

Click to view similar products for [Metal Oxide Resistors](#) category:

Click to view products by [KOA Speer](#) manufacturer:

Other Similar products are found below :

[009260C](#) [FA87/180R/5%](#) [ROX1SJ4R7](#) [R0229](#) [M012CT52R220J](#) [WK80922003900J5C00](#) [434529B](#) [WMO5S-100KJA05](#) [ROX1SJ12K](#)
[ROX1SJ270K](#) [054084X](#) [054211G](#) [054220E](#) [095734G](#) [RS02B887R0FE73](#) [RSS2W470RJTB](#) [RSS3470RJTB](#) [WK202070A1003JD500](#)
[ROX3SJR22](#) [WR404140A2208JFE00](#) [RSS551KJ](#) [RSS3150RJTB](#) [ROX5SJ39K](#) [MOSX1CT528R2R20F](#) [RSF-25JT-52-120R](#) [RSF50SJT-52-330K](#) [RSF2WSJT-52-60R](#) [RSF-25JT-52-2M](#) [RSF50SJT-52-1M](#) [RSF100JT-52-360K](#) [RSF50SJT-52-22R](#) [RSF50SJT-52-15R](#) [RSF200JT-73-280R](#) [RSF50SJT-52-0R5](#) [RSF-25JT-52-1M2](#) [RSF200JT-73-0R2](#) [RSF-50JT-52-2K5](#) [MO1W-150R±5%-TT63](#) [MO3W-200R±5%-9T73](#)
[ROX2SJ4K3](#) [ROX5SJ120R](#) [ROX3SJR10](#) [ROX2SJ200K](#) [CPF2200R00JKRE6](#) [LVR01R0200FE73](#) [HR1206J47RP05](#) [HR1206J1MP05](#)
[HR1206F430KP05](#) [HR1206F680KP05](#) [HR1206J100RP05](#)