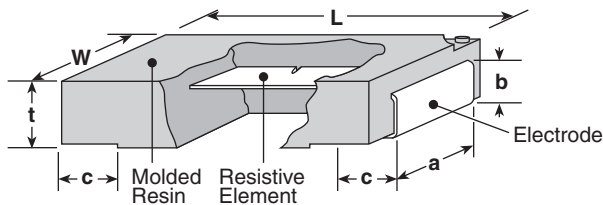




features

- Surface mount power resistors
- Flame retardant type (UL94V0)
- Current detecting resistors for power supplies, etc.
- Metal plate terminals
- Marking: Black body color with teal marking
- Products with lead-free terminations meet EU RoHS requirements. EU RoHS regulation is not intended for Pb-glass contained in electrode, resistor element and glass.

dimensions and construction



Size Code	Dimensions inches (mm)					
	L	W	t	a	b	c
NPR1	.295±.02 (7.5±0.5)	.177±.012 (4.5±0.3)	.079±.012 (2.0±0.3)	.098±.012 (2.5±0.3)	.051±.012 (1.3±0.3)	.055±.012 (1.4±0.3)
NPR2	.472±.02 (12.0±0.5)	.315±.012 (8.0±0.3)	.157±.02 (4.0±0.5)	.157±.012 (4.0±0.3)	.118±.02 (3.0±0.5)	.059±.02 (1.5±0.5)

ordering information

New Part #	NPR	1	T	TE	100	J
Type		Power Rating	Termination Material	Packaging	Nominal Resistance	Tolerance
		1 2	T: Sn (Other termination styles may be available, please contact factory for options)	NPR1- TE: 7" embossed plastic (1,000 pieces/reel) NPR2- TEB: 13" embossed plastic (1,000 pieces/reel)	±1%: 3 significant figures + 1 multiplier "R" indicates decimal point <100Ω ±5%, ±10%: 2 significant figures + 1 multiplier "R" indicates decimal point <10Ω All values <0.1Ω regardless of tolerance use "L" as decimal Ex: 91mΩ = 91L 3.9mΩ = 3L9	F: ±1% J: ±5% K: ±10%

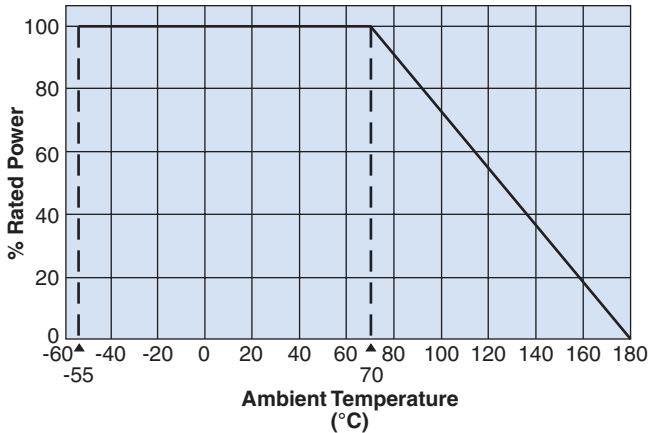
For further information on packaging, please refer to Appendix A.

applications and ratings

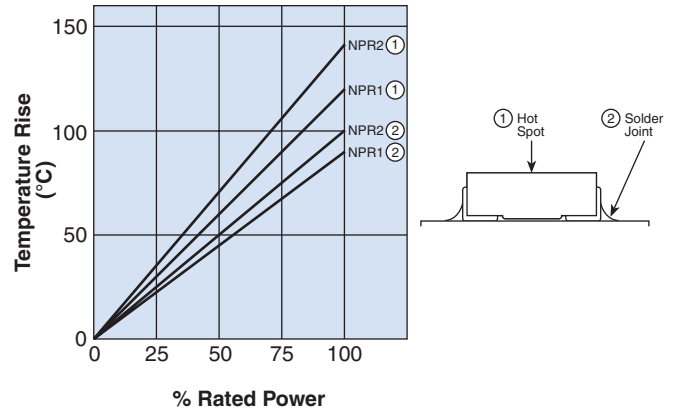
Part Designation	Power Rating	T.C.R. (ppm/°C) Max.	Resistance Range E-24			Absolute Maximum Working Voltage	Absolute Maximum Overload Voltage	Rated Ambient Temperature	Operating Temperature Range
			(F±1%)	(J±5%)	(K±10%)				
NPR1	1W	±100: R≥0.1Ω ±200: R<0.1Ω	0.1Ω - 10MΩ	10mΩ - 22MΩ	3.9mΩ - 9.1mΩ	350V	700V	+70°C	-55°C to +180°C
NPR2	2W					500V	1000V		

environmental applications

Derating Curve



Surface Temperature Rise



Performance Characteristics

Parameter	Requirement Δ R ±%		Test Method
	Limit	Typical	
Resistance	Within regulated tolerance	—	25°C
T.C.R.	Within specified T.C.R.	—	+25°C/+125°C
Overload	±1.0%	±1.0%	Rated voltage x 2.5 for 5 seconds
Resistance to Solder Heat	±1.0%	±1.0%	260°C ± 5°C, 10 seconds ± 1 second
Rapid Change of Temperature	±1.0%	±1.0%	-40°C (30 minutes), +155°C (30 minutes), 5 cycles
Moisture Resistance	±2.0%	±1.5%	40°C ± 2°C, 90 - 95% RH, 1000 hours, 1.5 hr ON, 0.5 hr OFF cycle
Endurance at 70°C	±2.0%	±0.5%	70°C ± 2°C, 1000 hours, 1.5 hr ON, 0.5 hr OFF cycle
Low Temperature Operation	±0.5%	±0.25%	-55°C, 1 hour

X-ON Electronics

Largest Supplier of Electrical and Electronic Components

Click to view similar products for [Current Sense Resistors - SMD category](#):

Click to view products by [KOA Speer manufacturer](#):

Other Similar products are found below :

[CRL0603-FW-R700ELF](#) [65709-330JE](#) [PF2512FKF7W0R007L](#) [PR2512FKF7W0R005L](#) [PF2512FKF7W0R006L](#) [PF2512FKF7W0R033L](#)
[CD2015FC-0.10-1%](#) [PR2512FKF7W0R004L](#) [RC1005F124CS](#) [RL73K3AR56JTDF](#) [RL7520WT-R001-F](#) [RL7520WT-R009-G](#)
[RLP73N1ER43JTD](#) [LRC-LR2512LF-01-R820J](#) [WR06X104JGLJ](#) [TL2BR01F](#) [65709-330](#) [SP1R12J](#) [RL7520WT-R039-G](#)
[PF1206FRF7W0R02L](#) [RL7520WT-R002-F](#) [RL7520WT-R047-F](#) [KRL1632E-C-R200-F-T5](#) [KRL1632E-C-R200-F-T1](#) [Y14880R02000B9R](#)
[RLP73M1ER051FTDF](#) [RLP73M2AR051FTDF](#) [RLP73M2AR075FTDF](#) [RLP73K2A1R0FTDF](#) [RLP73M1JR051FTDF](#) [RLP73N1JR47FTDF](#)
[SR731ERTTP5R10F](#) [SR731ERTTP100J](#) [SR731ERTTP6R80F](#) [SR731ERTTP4R70F](#) [SR731ERTTP2R20F](#) [SR731ERTTP3R90F](#)
[SR731ERTTP1R00F](#) [SR731ERTTP10R0F](#) [SR731ERTTP2R00F](#) [SR731ERTTP8R20F](#) [SR731ERTTP3R9J](#) [SR731ERTTP8R2J](#)
[SR731ERTTP2R0J](#) [SR731ERTTP4R7J](#) [SR731ERTTP9R1J](#) [SR731ERTTP1R0J](#) [SR731ERTTP2R2J](#) [SR731ERTTP5R1J](#) [SR731ERTTP6R8J](#)