

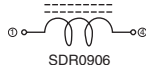
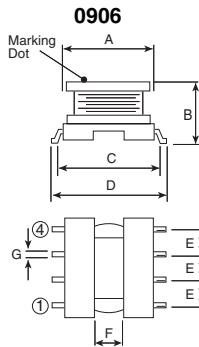
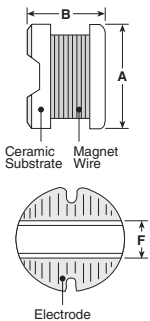


features

- Suitable for reflow soldering
- High current capability up to 3 Amps
- Low DCR
- Marking: Black body color with black marking
- Products with lead-free terminations meet EU RoHS and China RoHS requirements

dimensions and construction

0603, 0604,
0805, 1006



Size	Dimensions inches (mm)						
	A	B	C	D	E	F (typ.)	G
0603	.220±.008 (5.6±0.2)	.146±.012 (3.7±0.3)	—	—	—	.091 (2.3)	—
0604	.220±.008 (5.6±0.2)	.177±.012 (4.5±0.3)	—	—	—	.071 (1.8)	—
0805	.295±.012 (7.5±0.3)	.197±.012 (5.0±0.3)	—	—	—	.102 (2.6)	—
1006	.374±.012 (9.5±0.3)	.217±.012 (5.5±0.3)	—	—	—	.114 (2.9)	—
0906	.413 Max. (10.5 Max.)	.248 Max. (6.3 Max.)	.433±.020 (11.0±0.5)	.531 Max. (13.5 Max.)	.098±.012 (2.5±0.3)	.118 (3.0)	.028±.004 (0.7±0.1)

ordering information

New Part #	SDR	0805	T	TEB	100	M
Type			Termination Material	Packaging	Nominal Inductance	Tolerance
		Size	T: Sn	TEB: 13" embossed plastic (0603: 1,500 pieces/reel) (0604: 1,500 pieces/reel) (0805: 1,000 pieces/reel) (0906: 600 pieces) (1006: 800 pieces/reel)	100: 10µH 101: 100µH	K: ±10% Y: ±15% M: ±20%

applications and ratings

Part Designation	Nominal Inductance L (µH) @ 1KHz	Inductance Tolerance	DC Resistance Maximum (Ω)	Allowable DC Current Maximum (Amps)	Operating Temperature Range	Storage Temperature Range
SDR0603TTEB1R5M	1.5	M: ±20%	0.04	3.0	-25°C to +105°C	-40°C to +105°C
SDR0603TTEB2R5M	2.5		0.045	2.35		
SDR0603TTEB3R9M	3.9		0.05	2.1		
SDR0603TTEB5R0M	5.0		0.07	1.6		
SDR0603TTEB6R8M	6.8		0.11	1.38		
SDR0603TTEB7R5M	7.5		0.12	1.29		
SDR0603TTEB100M	10		0.15	1.14		
SDR0603TTEB120M	12		0.16	1.02		
SDR0603TTEB150M	15		0.18	0.93		
SDR0603TTEB180M	18		0.25	0.82		
SDR0603TTEB220M	22		0.275	0.75		
SDR0603TTEB270M	27		0.30	0.67		

For further information on packaging, please refer to Appendix A.

Specifications given herein may be changed at any time without prior notice. Please confirm technical specifications before you order and/or use.

12/04/14

applications and ratings (continued)

Part Designation	Nominal Inductance L (μH) @ 1KHz	Inductance Tolerance	DC Resistance Maximum (Ω)	Allowable DC Current Maximum (Amps)	Operating Temperature Range	Storage Temperature Range
SDR0603TTEB330M	33	K: ±10%	0.45	0.61	-25°C to +105°C	-40°C to +105°C
SDR0603TTEB390M	39		0.46	0.56		
SDR0603TTEB470M	47		0.55	0.52		
SDR0603TTEB560M	56		0.615	0.48		
SDR0603TTEB680M	68		0.72	0.44		
SDR0603TTEB820M	82		0.84	0.40		
SDR0604TTEB3R3M	3.3	M: ±20%	0.06	2.0	-25°C to +105°C	-40°C to +105°C
SDR0604TTEB3R9M	3.9		0.065	1.9		
SDR0604TTEB4R7M	4.7		0.07	1.8		
SDR0604TTEB5R6M	5.6		0.075	1.7		
SDR0604TTEB6R8M	6.8		0.08	1.6		
SDR0604TTEB8R2M	8.2		0.09	1.5		
SDR0604TTEB100M	10	Y: ±15%	0.10	1.45	-25°C to +105°C	-40°C to +105°C
SDR0604TTEB120M	12		0.12	1.4		
SDR0604TTEB150Y	15		0.14	1.3		
SDR0604TTEB180Y	18		0.15	1.25		
SDR0604TTEB220Y	22	K: ±10%	0.19	1.1	-25°C to +105°C	-40°C to +105°C
SDR0604TTEB270Y	27		0.22	1.0		
SDR0604TTEB330K	33		0.25	0.88		
SDR0604TTEB390K	39		0.32	0.80		
SDR0604TTEB470K	47		0.37	0.72		
SDR0604TTEB560K	56		0.42	0.68		
SDR0604TTEB680K	68		0.52	0.62		
SDR0604TTEB820K	82		0.60	0.58		
SDR0604TTEB101K	100		0.70	0.52		
SDR0604TTEB121K	120		0.93	0.48		
SDR0604TTEB151K	150	1.10	0.40			
SDR0604TTEB181K	180	1.38	0.38			
SDR0604TTEB221K	220	1.57	0.35			
SDR0805TTEB100M	10	M: ±20%	0.07	2.3	-25°C to +105°C	-40°C to +105°C
SDR0805TTEB120M	12		0.08	2.0		
SDR0805TTEB150M	15		0.09	1.8		
SDR0805TTEB180M	18		0.10	1.6		
SDR0805TTEB220M	22		0.11	1.5		
SDR0805TTEB270M	27		0.12	1.3		
SDR0805TTEB330K	33	K: ±10%	0.14	1.2	-25°C to +105°C	-40°C to +105°C
SDR0805TTEB390K	39		0.16	1.1		
SDR0805TTEB470K	47		0.20	1.0		
SDR0805TTEB560K	56		0.24	0.94		
SDR0805TTEB680K	68		0.30	0.85		
SDR0805TTEB820K	82		0.37	0.78		
SDR0805TTEB101K	100		0.45	0.72		
SDR0805TTEB121K	120		0.48	0.66		
SDR0805TTEB151K	150		0.68	0.58		
SDR0805TTEB181K	180		0.77	0.51		
SDR0805TTEB221K	220		0.96	0.49		
SDR0805TTEB271K	270		1.11	0.42		
SDR0805TTEB331K	330		1.26	0.40		
SDR0805TTEB391K	390		1.77	0.36		
SDR0805TTEB471K	470	1.96	0.34			

For complete environmental specifications, please refer to www.koaspeer.com

Specifications given herein may be changed at any time without prior notice. Please confirm technical specifications before you order and/or use.

9/12/14

applications and ratings (continued)

Part Designation	Nominal Inductance L (μH) @ 1KHz	Inductance Tolerance	DC Resistance Maximum (Ω)	Allowable DC Current Maximum (Amps)	Operating Temperature Range	Storage Temperature Range
SDR1006TTEB100M	10	M: ±20%	0.06	2.60	-25°C to +105°C	-40°C to +105°C
SDR1006TTEB120M	12		0.07	2.45		
SDR1006TTEB150M	15		0.08	2.25		
SDR1006TTEB180M	18		0.09	2.15		
SDR1006TTEB220M	22		0.10	1.95		
SDR1006TTEB270M	27		0.11	1.75		
SDR1006TTEB330K	33	K: ±10%	0.12	1.50		
SDR1006TTEB390K	39		0.14	1.35		
SDR1006TTEB470K	47		0.17	1.25		
SDR1006TTEB560K	56		0.19	1.15		
SDR1006TTEB680K	68		0.22	1.10		
SDR1006TTEB820K	82		0.25	1.00		
SDR1006TTEB101K	100		0.35	0.97		
SDR1006TTEB121K	120		0.40	0.89		
SDR1006TTEB151K	150		0.47	0.78		
SDR1006TTEB181K	180		0.63	0.72		
SDR1006TTEB221K	220		0.73	0.66		
SDR1006TTEB271K	270		0.97	0.57		
SDR1006TTEB331K	330		1.15	0.52		
SDR1006TTEB391K	390		1.30	0.48		
SDR1006TTEB471K	470	1.48	0.42			
SDR1006TTEB561K	560	1.90	0.33			
SDR1006TTEB681K	680	2.25	0.28			
SDR1006TTEB821K	820	2.55	0.24			
SDR0906TTEB100M	10	M: ±20%	0.09	2.10	-25°C to +105°C	-40°C to +105°C
SDR0906TTEB120M	12		0.10	2.00		
SDR0906TTEB150M	15		0.11	1.90		
SDR0906TTEB180M	18		0.12	1.80		
SDR0906TTEB220M	22		0.13	1.60		
SDR0906TTEB270K	27		0.15	1.40		
SDR0906TTEB330K	33	K: ±10%	0.18	1.25		
SDR0906TTEB390K	39		0.19	1.15		
SDR0906TTEB470K	47		0.23	1.10		
SDR0906TTEB560K	56		0.26	1.05		
SDR0906TTEB680K	68		0.31	1.00		
SDR0906TTEB820K	82		0.33	0.95		
SDR0906TTEB101K	100		0.39	0.90		
SDR0906TTEB121K	120		0.43	0.85		
SDR0906TTEB151K	150		0.56	0.75		
SDR0906TTEB181K	180		0.64	0.70		
SDR0906TTEB221K	220		0.85	0.60		
SDR0906TTEB271K	270		1.00	0.55		
SDR0906TTEB331K	330		1.27	0.50		
SDR0906TTEB391K	390		1.40	0.45		
SDR0906TTEB471K	470	1.63	0.40			
SDR0906TTEB561K	560	2.10	0.32			
SDR0906TTEB681K	680	2.40	0.28			
SDR0906TTEB821K	820	2.75	0.24			
SDR0906TTEB102K	1000	3.50	0.22			
SDR0906TTEB122K	1200	4.00	0.20			

Inductors

Measuring Frequency: 1kHz. Self-heating is included. That the operating temperature upper limit temperature of the coil top surface portions (ambient temperature + self-heating) is (+105°C) or less.

Specifications given herein may be changed at any time without prior notice. Please confirm technical specifications before you order and/or use.

12/04/14

X-ON Electronics

Largest Supplier of Electrical and Electronic Components

Click to view similar products for [Fixed Inductors](#) category:

Click to view products by [KOA Speer](#) manufacturer:

Other Similar products are found below :

[CR32NP-100KC](#) [CR43NP-680KC](#) [CR54NP-820KC](#) [CR54NP-8R5MC](#) [CTX32CT-100](#) [MGDQ4-00004-P](#) [MHL1ECTTP18NJ](#)
[MHL1JCTTD12NJ](#) [PE-51506NL](#) [PE-53601NL](#) [PE-53602NL](#) [PE-53630NL](#) [PE-53824SNLT](#) [PE-62892NL](#) [PE-92100NL](#) [PG0434.801NLT](#)
[PG0936.113NLT](#) [9310-16](#) [PM06-2N7](#) [PM06-39NJ](#) [A01TK](#) [1206CS-471XJ](#) [HC2-2R2TR](#) [HC2LP-R47-R](#) [HC3-2R2-R](#) [HCF1305-3R3-R](#)
[1206CS-151XG](#) [RCH664NP-140L](#) [RCH664NP-4R7M](#) [RCH8011NP-221L](#) [RCP1317NP-332L](#) [RCP1317NP-391L](#) [RCR1010NP-470M](#)
[RCR110DNP-331L](#) [DH2280-4R7M](#) [DS1608C-106](#) [ASPI-4020HI-R10M-T](#) [B10TJ](#) [B82477P4333M](#) [B82498B3101J000](#) [B82498B3680J000](#)
[ELJ-RE27NJF2](#) [1812CS-153XJ](#) [1812CS-183XJ](#) [1812CS-223XJ](#) [1812LS-104XJ](#) [1812LS-105XJ](#) [1812LS-124XJ](#) [1812LS-154XJ](#) [1812LS-223XJ](#)