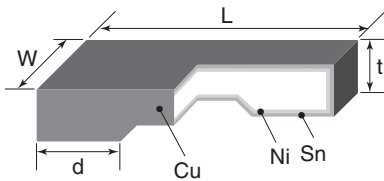


**features**

- SMD type of small size, metal plate low resistance resistor for current detection
- Low height suitable for use of small equipment such as mobile phone
- High reliability and performance with T.C.R  $\pm 100 \times 10^{-6}/K$
- Suitable for reflow soldering (Not suitable for flow soldering)
- Products meet EU RoHS requirements
- AEC-Q200 Qualified

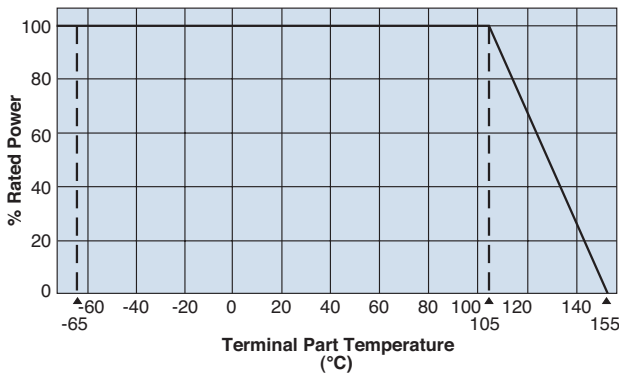
current sense

**dimensions and construction**



Size Code	Dimensions inches (mm)			
	L	W	d	t
TLRZ1E(0402)	.039±.004 (1.00±0.10)	.020±.004 (0.50±0.10)	.008±.004 (0.20±0.10)	.016±.002 (0.41±0.05)
TLRZ1J(0603)	.063±.004 (1.60±0.10)	.031±.004 (0.80±0.10)	.012±.004 (0.30±0.10)	.020±.002 (0.5±0.05)
TLRZ2A(0805)	.079±.004 (2.00±0.10)	.049±.004 (1.25±0.10)	.012±.004 (0.30±0.10)	
TLRZ2B(1206)	.126±.004 (3.20±0.10)	.063±.004 (1.60±0.10)	.012±.004 (0.30±0.10)	

**Derating Curve**



For resistors operated at an ambient temperature of 105°C or above, a power rating shall be derated in accordance with the above derating curve.

**ordering information**

<b>TLRZ</b>	<b>1E</b>	<b>T</b>	<b>TP</b>
<b>Type</b>	<b>Power Rating</b>	<b>Termination Material</b>	<b>Packaging</b>
TLRZ	1E: 10A 1J: 26A 2A: 31.6A 2B: 50A	T: Sn	TB: 7" pitch pressed paper (TLRZ1E only) TD: 7" 4mm pitch punch paper

For further information on packaging, please refer to Appendix A.

Specifications given herein may be changed at any time without prior notice. Please confirm technical specifications before you order and/or use.

6/02/20

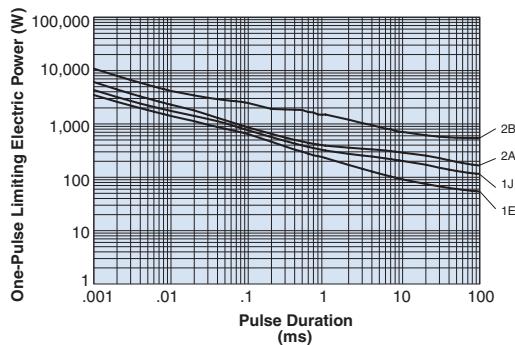
**applications and ratings**

current sense

Part Designation	Current Rating	Standard Resistance (Ω)	Rated Terminal Part Temperature	Operating Temperature Range
TLRZ1E	10A	0.5m max.	105°C and less	-55°C to +170°C
TLRZ1J	26A	0.2m max.	105°C and less	
TLRZ2A	31.6A	0.2m max.	105°C and less	
TLRZ2B	50A	0.2m max.	105°C and less	

**environmental applications**

**One-Pulse Limiting Electric Power**



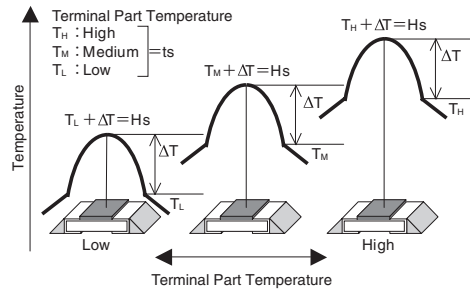
The maximum applicable voltage is equal to the max. overload voltage.  
 Please ask us about the resistance characteristic of continuous applied pulse.  
 The pulse endurance values are not assured values, so be sure to check the products on actual equipment when you use them.

**Thermal Resistance**

Type	Size	Rth
TLRZ	1E	<0.5°C/W
	1J	
	2A	
	2B	

$R_{th} = (H_s - t_s) / \text{Power}$

Regarding the temperature rise, the value of the temperature varies per conditions and board for use since the temperature is measured under our measuring conditions. Please refer to us before use.



The temperature of the resistor will increase the same  $\Delta T$  from the standard terminal part temperature regardless of the ambient temperature when the same power is applied. This is because there is hardly any heat dissipation from the resistor surface to the ambient air.

**Performance Characteristics**

Parameter	Requirement $\Delta R$ %		Test Method
	Limit	Typical	
Resistance	1E: Max 0.5mΩ 1J/2A/2B: Max 0.2mΩ	1E: Max 0.25mΩ 1J/2A/2B: Max 0.15mΩ	25°C
Overload (Short time)			1E: 20A; 1J/2A: 40A; 2B: 80A for 5 seconds
Resistance to Solder Heat			260°C ± 5°C, 10 ~ 12 seconds
Rapid Change of Temperature			-55°C (30 minutes), +155°C (30 minutes), 1000 cycles
Moisture Resistance			85°C, 85%RH, 1E: 1A; 1J/2A: 2A; 2B: 4A, 1000 hours
Endurance of Rated Terminal Part Temperature			Terminal part temperature: 105°C, 1000 hours, 1.5 hr ON, 0.5 hr OFF cycle
Low Temperature Exposure			-55°C, 1000 hours
High Temperature Exposure			155°C, 1000 hours

Note: Please contact factory for the TLRZ Performance Characteristics

Specifications given herein may be changed at any time without prior notice. Please confirm technical specifications before you order and/or use.

10/23/20

## X-ON Electronics

Largest Supplier of Electrical and Electronic Components

*Click to view similar products for [Current Sense Resistors - SMD category](#):*

*Click to view products by [KOA Speer manufacturer](#):*

Other Similar products are found below :

[CRL0603-FW-R700ELF](#) [65709-330JE](#) [PR2512FKF7W0R005L](#) [PF2512FKF7W0R006L](#) [PF2512FKF7W0R033L](#) [CD2015FC-0.10-1%](#)  
[PR2512FKF7W0R004L](#) [RC1005F124CS](#) [RL73K3AR56JTDF](#) [RL7520WT-R001-F](#) [RL7520WT-R009-G](#) [RLP73N1ER43JTD](#) [LRC-](#)  
[LR2512LF-01-R820J](#) [WR06X104JGLJ](#) [TL2BR01F](#) [65709-330](#) [SP1R12J](#) [RL7520WT-R039-G](#) [PF1206FRF7W0R02L](#) [RL7520WT-R002-F](#)  
[RL7520WT-R047-F](#) [KRL1632E-C-R200-F-T5](#) [KRL1632E-C-R200-F-T1](#) [Y14880R02000B9R](#) [RLP73M1ER051FTDF](#)  
[RLP73M2AR051FTDF](#) [RLP73M2AR075FTDF](#) [RLP73K2A1R0FTDF](#) [RLP73M1JR051FTDF](#) [RLP73N1JR47FTDF](#) [SR731ERTTP5R10F](#)  
[SR731ERTTP100J](#) [SR731ERTTP6R80F](#) [SR731ERTTP4R70F](#) [SR731ERTTP2R20F](#) [SR731ERTTP3R90F](#) [SR731ERTTP1R00F](#)  
[SR731ERTTP10R0F](#) [SR731ERTTP2R00F](#) [SR731ERTTP8R20F](#) [SR731ERTTP3R9J](#) [SR731ERTTP8R2J](#) [SR731ERTTP2R0J](#)  
[SR731ERTTP4R7J](#) [SR731ERTTP9R1J](#) [SR731ERTTP1R0J](#) [SR731ERTTP2R2J](#) [SR731ERTTP5R1J](#) [SR731ERTTP6R8J](#) [SR731ERTTP9R10F](#)