

SIT506F-A Photo Interrupter

DIMENSIONS

Unit:mm

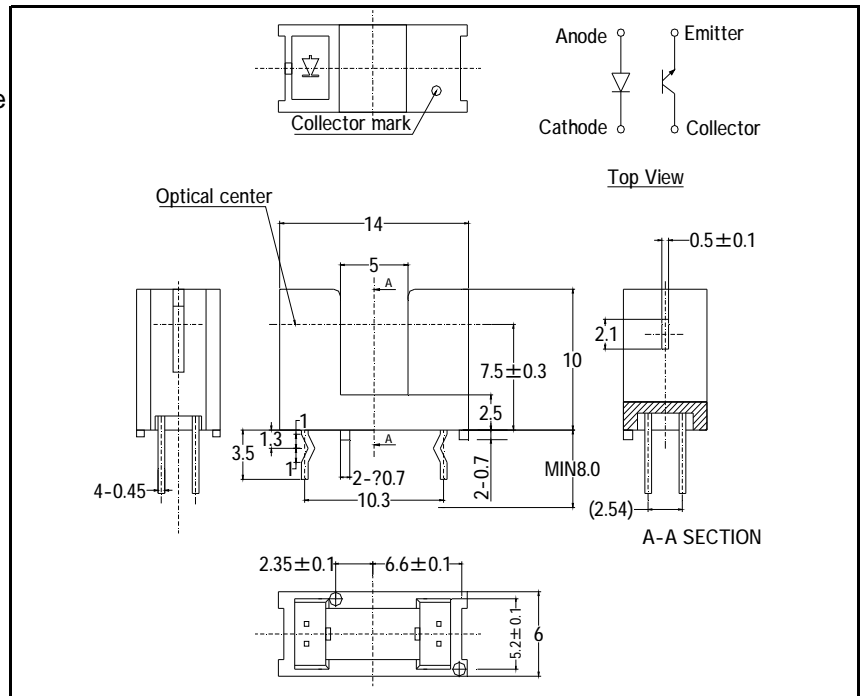
The SIT506F-A is a photointerrupter high-performance standard type, combines high-output GaAs IRED with high sensitive phototransistor.

Features

- PCB direct mount type
- GAP:5mm
- With the installation positioning boss
- RoHS Compliance

Applications

- Printers
- FAX
- Copiers
- Scanners
- Amusement machines



MAXIMUM RATINGS

Item		Symbol	Ratings	Unit
Input	Power dissipation	P_D	100	mW
	Forward current	I_F	60	mA
	Reverse voltage	V_R	5	V
Output	Collector power dissipation	P_C	100	mW
	Collector current	I_C	40	mA
	Collector-Emitter voltage	V_{CEO}	30	V
	Emitter-Collector voltage	V_{ECO}	5	V
Operating temperature		$T_{opr.}$	-20~+85	°C
Storage temperature		$T_{stg.}$	-30~+85	°C
Soldering temperature *1		$T_{sol.}$	260	°C

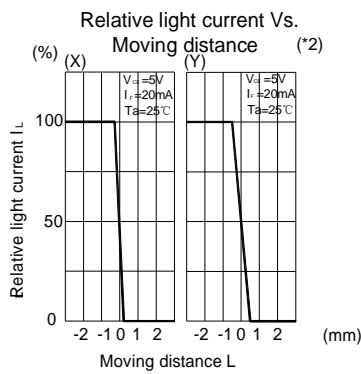
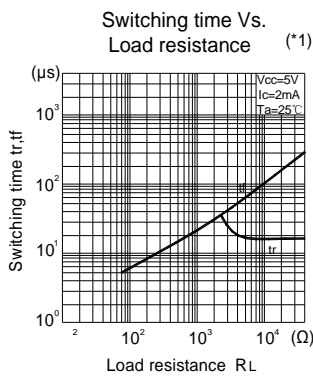
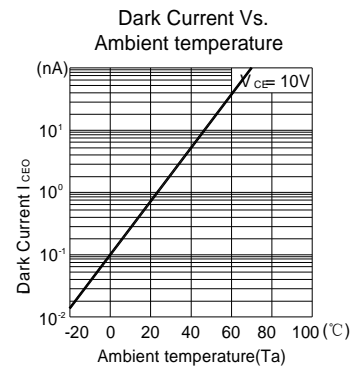
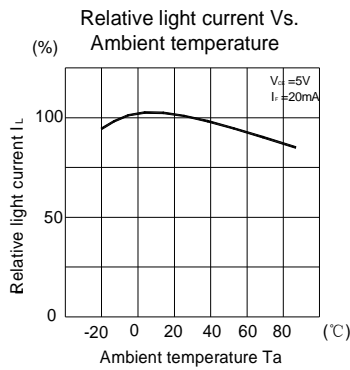
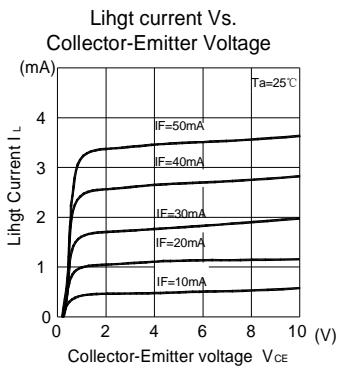
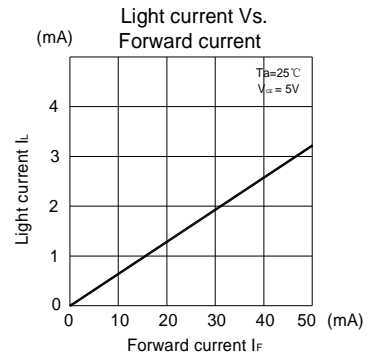
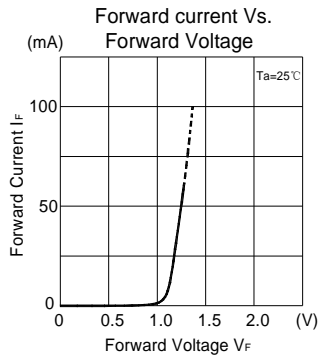
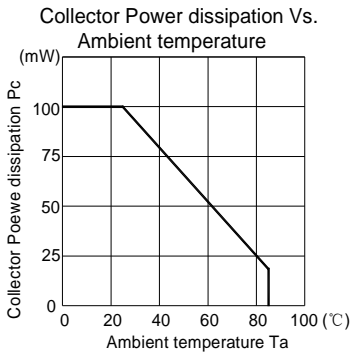
* 1 The soldering should be 1mm away from bottom of the holder. t=within 3s

Electro-Optical Characteristics

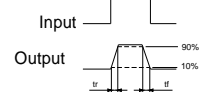
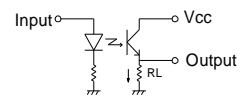
Item		Symbol	Conditions	Min	Typ	Max	Unit
Input	Forward voltage	V_F	$I_F=20mA$	-	1.2	1.4	V
	Reverse current	I_R	$V_R=5V$	-	-	10	μA
	Peak wavelength	λ_P	$I_F=20mA$	-	940	-	nm
Output	Dark current	I_{CEO}	$V_{CE}=10V, E_V=0lx$	-	1	100	nA
Transfer characteristics	Light current	I_C	$I_F=20mA, V_{CE}=5V, Non-shading$	0.5	-	10	mA
	Leak current	I_{CEOD}	$I_F=20mA, V_{CE}=5V, Shading$	-	0.5	10	μA
	C-E saturation voltage	$V_{CE} (sat)$	$I_F=20mA, I_C=0.1mA$	-	0.15	0.4	V
	Rise time	t_r	$I_C=2mA, V_{CC}=5V, R_L=100\Omega$	-	4	-	μs
	Fall time	t_f		-	5	-	μs

Photo Interrupter

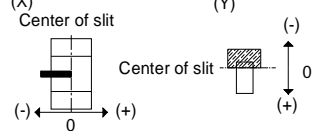
SIT506F-A



*1 Switching time measurement circuit



*1 Switching time measurement circuit (X) (Y)



X-ON Electronics

Largest Supplier of Electrical and Electronic Components

Click to view similar products for [Optical Switches, Transmissive, Phototransistor Output](#) *category:*

Click to view products by [Kodenshi](#) *manufacturer:*

Other Similar products are found below :

[LTH-301-07](#) [LTH-301-23](#) [E3C-X2C](#) [E3S-LS20B4S1](#) [RPI-0125B](#) [RPI-2501](#) [KRA021](#) [LTH-309-08](#) [HOA1961-055](#) [RPI-0128T81](#) [LTH-306-01](#) [EESX677C1JR01M](#) [ZIR-3528C-14-Z2](#) [RPI-125](#) [RPI-243](#) [EE-SX153](#) [EE-SX675P-WR 1M](#) [EE-SX971-C1](#) [OPB806](#) [OPB853A3](#) [EE-SX910-R 1M](#) [GP1S396HCP0F](#) [EE-SX1128](#) [EE-SV3-B](#) [EE-SJ3-D](#) [RPI-0226](#) [EE-SX951P-W 1M](#) [EE-SX954-W 1M](#) [EE-SX672R](#) [EE-SX954P-W 1M](#) [EE-SX952-R 1M](#) [EE-SX953-W 1M](#) [EE-SX670P-WR 1M](#) [EE-SX952P-W 1M](#) [LTH-301-32](#) [OPB867T55](#) [OPB842W55Z](#) [OPB370L55](#) [EE-SX1321](#) [GP1S396HCPSF](#) [EE-SV3-C](#) [OPB860T55](#) [OPB872T55](#) [EE-SX675-WR 1M](#) [EESX674PWR1M](#) [EE-SX951-R 3M](#) [EE-SX952-W 1M](#) [OPB859](#) [RPI-0352E](#) [ST150\(ZD\)](#)