

NRSC Series
SMD Shielded Tiny Power Inductor
Size 4030



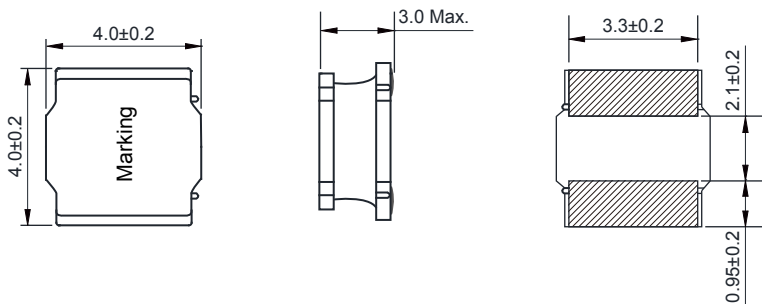
Features:

- Magnetic-resin shielded construction reduces buzz noise to ultra-low levels
- Metallization on ferrite core results in excellent shock resistance and damage-free durability
- Closed magnetic circuit design reduces leakage flux and Electro Magnetic Interference (EMI)
- 30% higher current rating than conventional inductors of equal size
- Takes up less PCB real estate and save more power
- Quantity: 2000 pcs

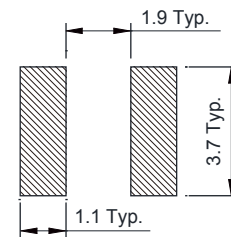
Application:

- LED Lighting
- Next-generation mobile devices with multifunction such as mobile TV and digital movie cameras
- Flat-screen TVs, blue-ray disc recorders, set top box
- Notebooks, desktop computers, servers, graphic cards cards
- Portable gaming devices, personal navigation systems, personal multimedia devices
- Automotive systems
- Telecomm base stations

Dimensions: [mm]



Land Pattern: [mm]



Electrical Properties:

Part No	Inductance (μH)	Tolerance	Saturation current (A)	Temperature Rise Current (A)	DCR ±30% (Ω)	S.R.F Min. (MHz)
NRSC4030-R91N	0.91	±30%	6.25	4.00	0.013	100
NRSC4030-1R2N	1.2	±30%	5.80	3.82	0.015	80
NRSC4030-1R5N	1.5	±30%	4.84	3.34	0.020	62
NRSC4030-1R8N	1.8	±30%	4.80	3.00	0.028	60
NRSC4030-2R2N	2.2	±30%	4.40	2.95	0.030	52
NRSC4030-3R3M	3.3	±20%	3.30	2.40	0.040	38
NRSC4030-4R3M	4.3	±20%	2.95	2.10	0.055	37
NRSC4030-4R7M	4.7	±20%	2.90	2.00	0.060	31
NRSC4030-5R6M	5.6	±20%	2.60	1.95	0.065	30
NRSC4030-6R8M	6.8	±20%	2.75	1.60	0.090	24
NRSC4030-7R5M	7.5	±20%	2.20	1.65	0.085	26
NRSC4030-8R2M	8.2	±20%	2.10	1.60	0.090	26
NRSC4030-100M	10	±20%	1.95	1.50	0.100	21
NRSC4030-120M	12	±20%	1.70	1.30	0.135	18

Part No	Inductance (μH)	Tolerance	Saturation current (A)	Temperature Rise Current (A)	DCR ±30% (Ω)	S.R.F Min. (MHz)
NRSC4030-150M	15	±20%	1.65	1.11	0.190	16
NRSC4030-180M	18	±20%	1.40	1.10	0.200	10
NRSC4030-220M	22	±20%	1.30	1.00	0.225	10
NRSC4030-330M	33	±20%	1.10	0.84	0.330	10
NRSC4030-360M	36	±20%	1.05	0.83	0.335	9.8
NRSC4030-390M	39	±20%	1.03	0.73	0.435	10
NRSC4030-470M	47	±20%	0.95	0.72	0.445	8.4
NRSC4030-510M	51	±20%	0.90	0.70	0.470	8.4
NRSC4030-560M	56	±20%	0.85	0.65	0.555	8.4
NRSC4030-620M	62	±20%	0.80	0.63	0.585	7
NRSC4030-680M	68	±20%	0.72	0.52	0.868	7
NRSC4030-750M	75	±20%	0.70	0.48	1.020	6.3
NRSC4030-820M	82	±20%	0.66	0.47	1.060	5.6
NRSC4030-910M	91	±20%	0.65	0.46	1.100	5.6
NRSC4030-101M	100	±20%	0.60	0.45	1.150	5.6
NRSC4030-121M	120	±20%	0.55	0.42	1.350	5.4

Inductance tested at 100kHz, 1Vrms.

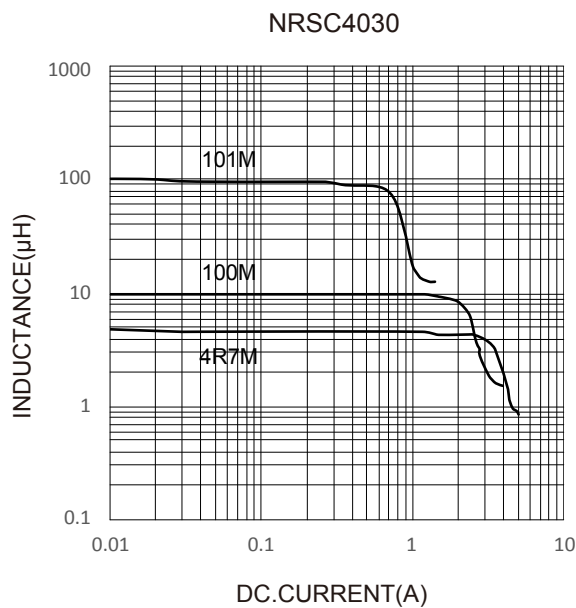
Operating temperature : -40°C ~ +125°C

Temperature rise current: the actual value of DC current when the temperature rise is ΔT40°C

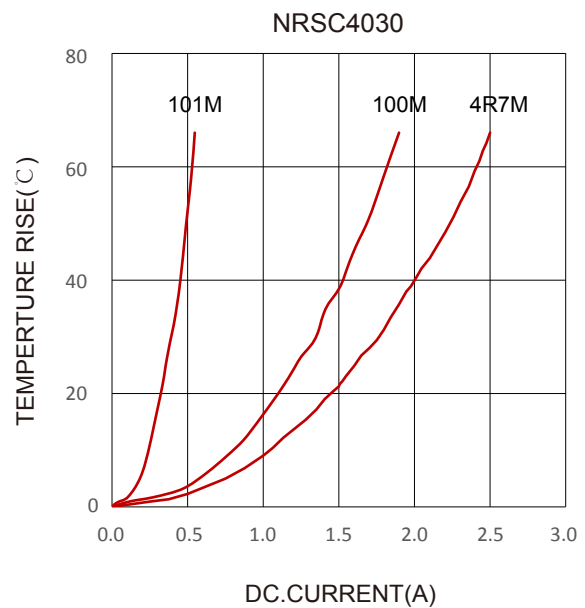
Saturation Current that will cause initial inductance to drop approximately 30%

Typical Electrical Characteristics:

Inductance VS. DC.Current Characteristics:



Temperture Rise VS. DC.Current Characteristics:



X-ON Electronics

Largest Supplier of Electrical and Electronic Components

Click to view similar products for [Fixed Inductors](#) category:

Click to view products by [KOHER](#) manufacturer:

Other Similar products are found below :

[CR32NP-100KC](#) [70F224AI](#) [MHQ1005P10NJ](#) [MHQ1005P1N0S](#) [MHQ1005P2N4S](#) [MHQ1005P3N6S](#) [MHQ1005P5N1S](#) [MHQ1005P8N2J](#)
[PE-53601NL](#) [PE-53602NL](#) [PG0936.113NLT](#) [9220-20](#) [9310-16](#) [PM06-2N7](#) [PM06-39NJ](#) [A01TK](#) [1206CS-471XJ](#) [HC2-R47-R](#) [HC8-1R2-R](#)
[HCF1305-3R3-R](#) [1206CS-151XG](#) [RCH664NP-4R7M](#) [RCP1317NP-391L](#) [DH2280-4R7M](#) [DS1608C-106](#) [B10TJ](#) [B82498B3101J000](#) [ELJ-](#)
[RE27NJF2](#) [1812CS-153XJ](#) [1812CS-183XJ](#) [1812CS-223XJ](#) [1812LS-104XJ](#) [1812LS-105XJ](#) [1812LS-124XJ](#) [1812LS-154XJ](#) [1812LS-223XJ](#)
[1812LS-224XJ](#) [1812LS-563XJ](#) [1812LS-683XJ](#) [1812LS-824XJ](#) [NIN-FB101JTR110F](#) [NIN-FB471JTR62F](#) [NIN-FC1R5JTR220F](#) [NIN-](#)
[HCR15JTRF](#) [NIN-HCR33JTRF](#) [NIN-HDR22JTRF](#) [NIN-HDR82JTRF](#) [NIN-HK2N7STRF](#) [NIN-PA150KTR370F](#) [NIN-PB100KTR550F](#)