

NRSC Series
SMD Shielded Tiny Power Inductor
Size 6028



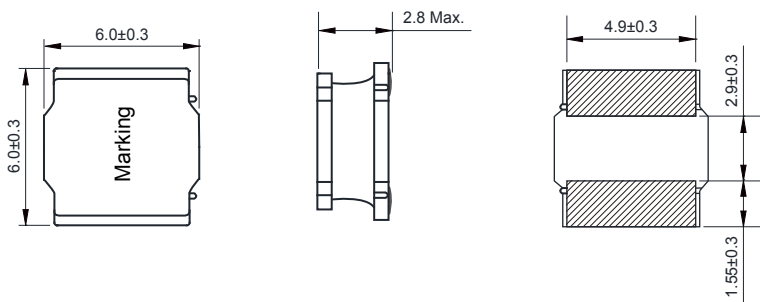
Features:

- Magnetic-resin shielded construction reduces buzz noise to ultra-low levels
- Metallization on ferrite core results in excellent shock resistance and damage-free durability
- Closed magnetic circuit design reduces leakage flux and Electro Magnetic Interference (EMI)
- 30% higher current rating than conventional inductors of equal size
- Takes up less PCB real estate and save more power
- Quantity: 2000 pcs

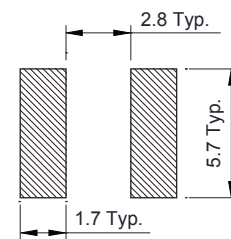
Application:

- LED Lighting
- Next-generation mobile devices with multifunction such as mobile TV and digital movie cameras
- Flat-screen TVs, blue-ray disc recorders, set top box
- Notebooks, desktop computers, servers, graphic cards cards
- Portable gaming devices, personal navigation systems, personal multimedia devices
- Automotive systems
- Telecomm base stations

Dimensions: [mm]



Land Pattern: [mm]



Electrical Properties:

Part No	Inductance (μH)	Tolerance	Saturation current (A)	Temperature Rise Current (A)	DCR ±30% (Ω)	S.R.F Min. (MHz)
NRSC6028-1R0N	1.0	±30%	5.75	5.20	0.010	70
NRSC6028-1R5N	1.5	±30%	6.00	4.58	0.013	65
NRSC6028-2R2N	2.2	±30%	5.10	3.75	0.020	48
NRSC6028-2R7N	2.7	±30%	3.80	3.75	0.020	48
NRSC6028-3R3N	3.3	±30%	4.15	3.48	0.025	41
NRSC6028-4R7N	4.7	±30%	3.00	3.08	0.030	35
NRSC6028-5R1N	5.1	±30%	3.20	2.60	0.043	32
NRSC6028-6R2M	6.2	±20%	3.05	2.40	0.047	30
NRSC6028-6R8M	6.8	±20%	2.60	2.40	0.047	27
NRSC6028-8R2M	8.2	±20%	2.30	2.25	0.055	24
NRSC6028-9R1M	9.1	±20%	2.55	2.15	0.074	24
NRSC6028-100M	10	±20%	2.04	1.95	0.072	23
NRSC6028-120M	12	±20%	1.80	1.85	0.080	18
NRSC6028-150M	15	±20%	1.75	1.45	0.125	18

Part No	Inductance (μH)	Tolerance	Saturation current (A)	Temperature Rise Current (A)	DCR ±30% (Ω)	S.R.F Min. (MHz)
NRSC6028-180M	18	±20%	1.52	1.45	0.120	15
NRSC6028-220M	22	±20%	1.45	1.40	0.140	14
NRSC6028-270M	27	±20%	1.50	1.32	0.155	13
NRSC6028-330M	33	±20%	1.35	1.22	0.185	12
NRSC6028-360M	36	±20%	1.25	1.13	0.215	11
NRSC6028-390M	39	±20%	1.25	1.10	0.225	11
NRSC6028-470M	47	±20%	1.15	1.06	0.315	9.5
NRSC6028-680M	68	±20%	0.80	0.86	0.360	7.7
NRSC6028-750M	75	±20%	0.90	0.81	0.410	7.7
NRSC6028-820M	82	±20%	0.80	0.70	0.500	7.7
NRSC6028-101M	100	±20%	0.65	0.70	0.500	7.1

Inductance tested at 100kHz, 1Vrms.

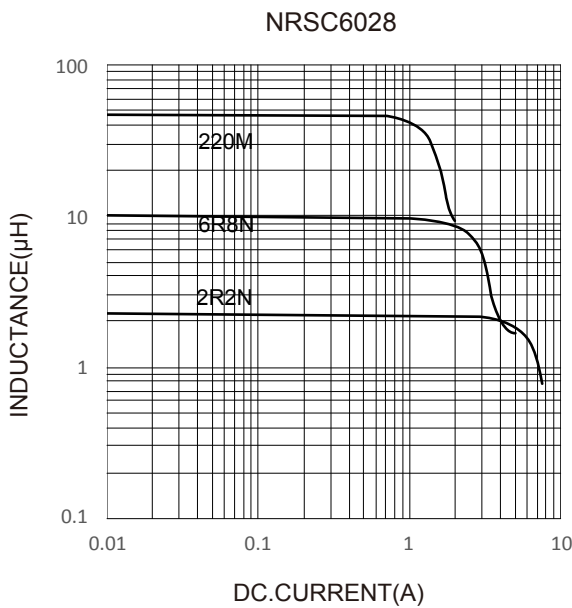
Operating temperature : -40°C ~ +125°C

Temperature rise current: the actual value of DC current when the temperature rise is ΔT40°C

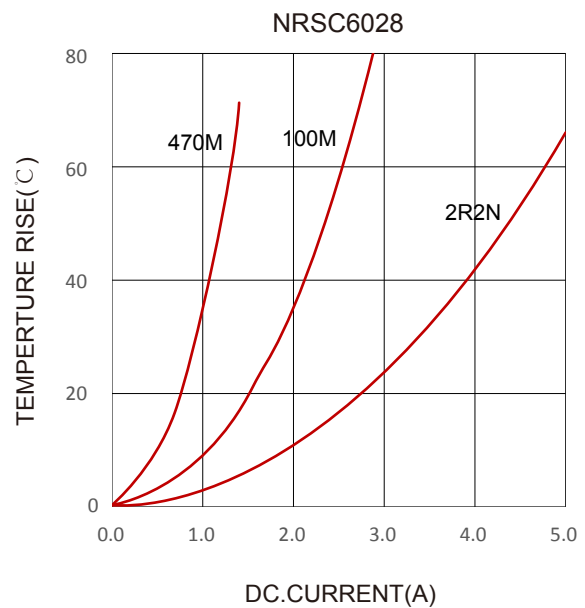
Saturation Current that will cause initial inductance to drop approximately 30%

Typical Electrical Characteristics:

Inductance VS. DC.Current Characteristics:



Temperture Rise VS. DC.Current Characteristics:



X-ON Electronics

Largest Supplier of Electrical and Electronic Components

Click to view similar products for [Fixed Inductors](#) category:

Click to view products by [KOHER](#) manufacturer:

Other Similar products are found below :

[CR32NP-100KC](#) [CR54NP-470LC](#) [70F224AI](#) [MGDQ4-00004-P](#) [MHQ1005P10NJ](#) [MHQ1005P1N0S](#) [MHQ1005P2N4S](#) [MHQ1005P3N6S](#)
[MHQ1005P5N1S](#) [MHQ1005P8N2J](#) [PE-53601NL](#) [PE-53602NL](#) [PG0936.113NLT](#) [9220-20](#) [9310-16](#) [PM06-2N7](#) [PM06-39NJ](#) [A01TK](#)
[1206CS-471XJ](#) [HC2-R47-R](#) [HC8-1R2-R](#) [HCF1305-3R3-R](#) [1206CS-151XG](#) [RCH664NP-140L](#) [RCH664NP-4R7M](#) [RCP1317NP-391L](#)
[RCR110DNP-331L](#) [DH2280-4R7M](#) [DS1608C-106](#) [B10TJ](#) [B82498B3101J000](#) [ELJ-RE27NJF2](#) [1812CS-153XJ](#) [1812CS-183XJ](#) [1812CS-](#)
[223XJ](#) [1812LS-104XJ](#) [1812LS-105XJ](#) [1812LS-124XJ](#) [1812LS-154XJ](#) [1812LS-223XJ](#) [1812LS-224XJ](#) [1812LS-563XJ](#) [1812LS-683XJ](#)
[1812LS-824XJ](#) [NIN-FB101JTR110F](#) [NIN-FB471JTR62F](#) [NIN-FC1R5JTR220F](#) [NIN-HCR15JTRF](#) [NIN-HCR33JTRF](#) [NIN-HDR22JTRF](#)