

NRSE Series
SMD Shielded Tiny Power Inductor
Size 4020



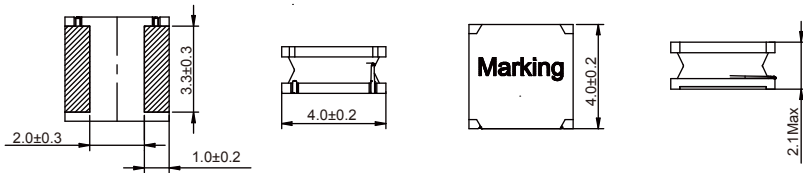
CHARACTERISTICS

- Magnetic resin for higher current and semi-magnetically shielded
- Different sizes from 2mm to 8mm in square shape
- Quantity: 3000pcs

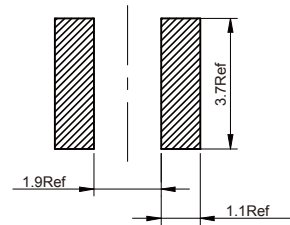
APPLICATION

- DC/DC converter
- LC filter

Dimensions: [mm]



Land Pattern: [mm]



Electrical Properties:

| Part No | Inductance (μH) | Tolerance | Saturation Current (A) | Temperature Rise Current (A) | DCR ±30% (mΩ) |
|---------------|-----------------|-----------|------------------------|------------------------------|---------------|
| NRSE4020-R33N | 0.33 | ±30% | 7.50 | 3.30 | 13.0 |
| NRSE4020-R47N | 0.47 | ±30% | 7.50 | 3.30 | 18.0 |
| NRSE4020-R68N | 0.68 | ±30% | 7.00 | 3.20 | 24.0 |
| NRSE4020-1R0N | 1.00 | ±30% | 5.10 | 2.15 | 28.0 |
| NRSE4020-1R2N | 1.20 | ±30% | 4.70 | 2.10 | 29.0 |
| NRSE4020-1R5N | 1.50 | ±30% | 4.45 | 1.98 | 35.0 |
| NRSE4020-1R8N | 1.80 | ±30% | 4.00 | 1.90 | 45.0 |
| NRSE4020-2R2M | 2.20 | ±20% | 3.40 | 1.85 | 45.0 |
| NRSE4020-2R7M | 2.70 | ±20% | 3.30 | 1.60 | 53.0 |
| NRSE4020-3R3M | 3.30 | ±20% | 3.20 | 1.40 | 70.0 |
| NRSE4020-4R7M | 4.70 | ±20% | 2.35 | 1.34 | 80.0 |
| NRSE4020-5R6M | 5.60 | ±20% | 2.20 | 1.22 | 95.0 |
| NRSE4020-6R8M | 6.80 | ±20% | 2.00 | 1.04 | 125 |
| NRSE4020-8R2M | 8.20 | ±20% | 1.75 | 1.00 | 150 |
| NRSE4020-100M | 10.0 | ±20% | 1.60 | 0.90 | 165 |
| NRSE4020-120M | 12.0 | ±20% | 1.50 | 0.88 | 175 |
| NRSE4020-150M | 15.0 | ±20% | 1.35 | 0.77 | 230 |

| Part No | Inductance (μH) | Tolerance | Saturation Current (A) | Temperature Rise Current (A) | DCR ±30% (mΩ) |
|---------------|-----------------|-----------|------------------------|------------------------------|---------------|
| NRSE4020-220M | 22 | ±20% | 1.05 | 0.62 | 350 |
| NRSE4020-330M | 33 | ±20% | 0.85 | 0.49 | 500 |
| NRSE4020-470M | 47 | ±20% | 0.74 | 0.44 | 710 |
| NRSE4020-560M | 56 | ±20% | 0.68 | 0.40 | 800 |
| NRSE4020-680M | 68 | ±20% | 0.60 | 0.35 | 1250 |

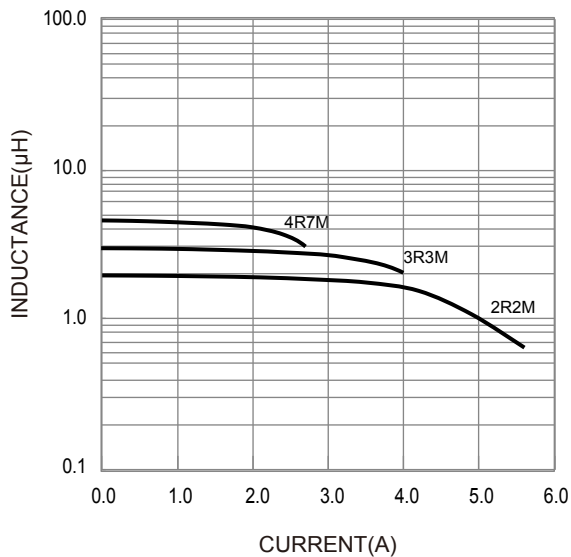
Operating temperature : -40 °C ~ +125 °C

Temperature rise current: the actual value of DC current when the temperature rise is ΔT40 °C

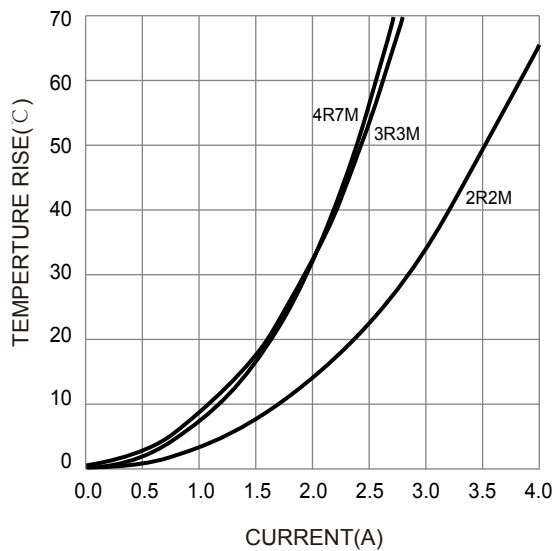
Saturation Current that will cause initial inductance to drop approximately 30%

Typical Electrical Characteristics:

Inductance VS. Current Characteristics:



Temperature Rise VS. Current Characteristics:



X-ON Electronics

Largest Supplier of Electrical and Electronic Components

Click to view similar products for [Fixed Inductors](#) category:

Click to view products by [KOHER](#) manufacturer:

Other Similar products are found below :

[CR32NP-100KC](#) [70F224AI](#) [MHQ1005P10NJ](#) [MHQ1005P1N0S](#) [MHQ1005P2N4S](#) [MHQ1005P3N6S](#) [MHQ1005P5N1S](#) [MHQ1005P8N2J](#)
[PE-53601NL](#) [PE-53602NL](#) [PG0936.113NLT](#) [9220-20](#) [9310-16](#) [PM06-2N7](#) [PM06-39NJ](#) [A01TK](#) [1206CS-471XJ](#) [HC2-R47-R](#) [HC8-1R2-R](#)
[HCF1305-3R3-R](#) [1206CS-151XG](#) [RCH664NP-4R7M](#) [RCP1317NP-391L](#) [DH2280-4R7M](#) [DS1608C-106](#) [B10TJ](#) [B82498B3101J000](#) [ELJ-](#)
[RE27NJF2](#) [1812CS-153XJ](#) [1812CS-183XJ](#) [1812CS-223XJ](#) [1812LS-104XJ](#) [1812LS-105XJ](#) [1812LS-124XJ](#) [1812LS-154XJ](#) [1812LS-223XJ](#)
[1812LS-224XJ](#) [1812LS-563XJ](#) [1812LS-683XJ](#) [1812LS-824XJ](#) [NIN-FB101JTR110F](#) [NIN-FB471JTR62F](#) [NIN-FC1R5JTR220F](#) [NIN-](#)
[HCR15JTRF](#) [NIN-HCR33JTRF](#) [NIN-HDR22JTRF](#) [NIN-HDR82JTRF](#) [NIN-HK2N7STRF](#) [NIN-PA150KTR370F](#) [NIN-PB100KTR550F](#)