

NRSE Series
SMD Shielded Tiny Power Inductor
Size 4030



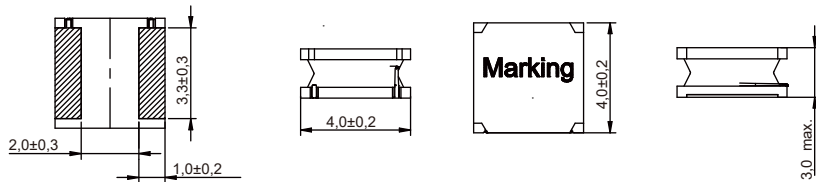
CHARACTERISTICS

- Magnetic resin for higher current and semi-magnetically shielded
- Different sizes from 2mm to 8mm in square shape
- Quantity: 2000pcs

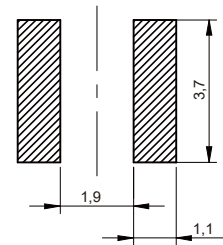
APPLICATION

- DC/DC converter
- LC filter

Dimensions: [mm]



Land Pattern: [mm]



Electrical Properties:

| Part No | Inductance (μH) | Tolerance | Saturation current (A) | Temperature Rise Current (A) | DCR ±30% (mΩ) |
|---------------|-----------------|-----------|------------------------|------------------------------|---------------|
| NRSE4030-R47N | 0.47 | ±30% | 7.50 | 4.00 | 11 |
| NRSE4030-R56N | 0.56 | ±30% | 6.00 | 4.00 | 14 |
| NRSE4030-1R0N | 1.0 | ±30% | 5.90 | 3.40 | 15 |
| NRSE4030-1R5N | 1.5 | ±30% | 4.85 | 3.30 | 25 |
| NRSE4030-1R8N | 1.8 | ±30% | 4.25 | 3.20 | 30 |
| NRSE4030-2R2M | 2.2 | ±20% | 4.10 | 2.95 | 35 |
| NRSE4030-3R3M | 3.3 | ±20% | 3.30 | 2.40 | 40 |
| NRSE4030-4R7M | 4.7 | ±20% | 2.90 | 2.00 | 60 |
| NRSE4030-5R6M | 5.6 | ±20% | 2.75 | 1.95 | 70 |
| NRSE4030-6R8M | 6.8 | ±20% | 2.60 | 1.70 | 75 |
| NRSE4030-7R5M | 7.5 | ±20% | 2.20 | 1.65 | 90 |
| NRSE4030-8R2M | 8.2 | ±20% | 2.10 | 1.60 | 100 |
| NRSE4030-100M | 10 | ±20% | 1.95 | 1.50 | 115 |
| NRSE4030-120M | 12 | ±20% | 1.70 | 1.35 | 140 |
| NRSE4030-150M | 15 | ±20% | 1.65 | 1.15 | 190 |
| NRSE4030-180M | 18 | ±20% | 1.40 | 1.10 | 215 |
| NRSE4030-220M | 22 | ±20% | 1.30 | 1.00 | 225 |

| Part No | Inductance (μH) | Tolerance | Saturation current (A) | Temperature Rise Current (A) | DCR ±30% (mΩ) |
|---------------|-----------------|-----------|------------------------|------------------------------|---------------|
| NRSE4030-330M | 33 | ±20% | 1.10 | 0.84 | 330 |
| NRSE4030-470M | 47 | ±20% | 0.90 | 0.72 | 500 |
| NRSE4030-560M | 56 | ±20% | 0.85 | 0.65 | 560 |
| NRSE4030-680M | 68 | ±20% | 0.75 | 0.55 | 750 |
| NRSE4030-820M | 82 | ±20% | 0.68 | 0.50 | 950 |
| NRSE4030-101M | 100 | ±20% | 0.60 | 0.45 | 1150 |
| NRSE4030-151M | 150 | ±20% | 0.50 | 0.35 | 2350 |
| NRSE4030-181M | 180 | ±20% | 0.40 | 0.35 | 2500 |
| NRSE4030-221M | 220 | ±20% | 0.40 | 0.30 | 3000 |
| NRSE4030-331M | 330 | ±20% | 0.30 | 0.23 | 4400 |
| NRSE4030-471M | 470 | ±20% | 0.30 | 0.20 | 5500 |

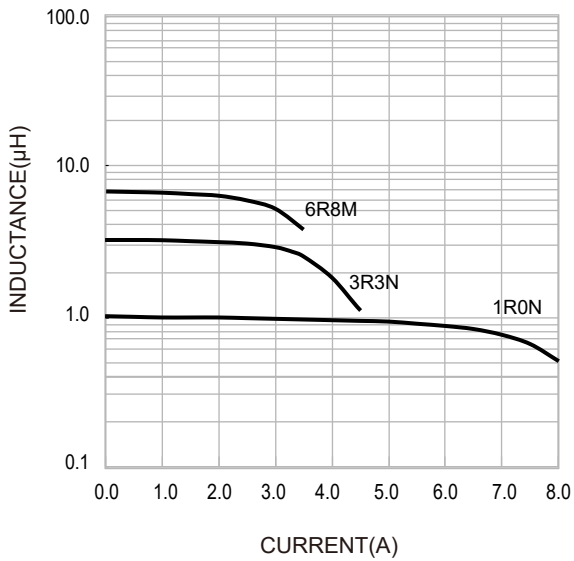
Operating temperature : -40 C ~ +125 C

Temperature rise current: the actual value of DC current when the temperature is ΔT40 C

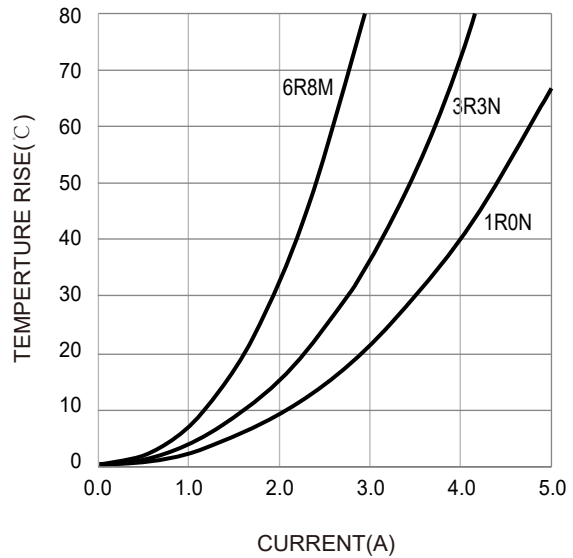
Saturation Current that will cause initial inductance to drop approximately 30%

Typical Electrical Characteristics:

Inductance VS. Current Characteristics:



Temperature Rise VS. Current Characteristics:



X-ON Electronics

Largest Supplier of Electrical and Electronic Components

Click to view similar products for [Fixed Inductors](#) category:

Click to view products by [KOHER](#) manufacturer:

Other Similar products are found below :

[CR32NP-100KC](#) [CR54NP-470LC](#) [70F224AI](#) [MGDQ4-00004-P](#) [MHQ1005P10NJ](#) [MHQ1005P1N0S](#) [MHQ1005P2N4S](#) [MHQ1005P3N6S](#)
[MHQ1005P5N1S](#) [MHQ1005P8N2J](#) [PE-53601NL](#) [PE-53602NL](#) [PG0936.113NLT](#) [9220-20](#) [9310-16](#) [PM06-2N7](#) [PM06-39NJ](#) [A01TK](#)
[1206CS-471XJ](#) [HC2-R47-R](#) [HC8-1R2-R](#) [HCF1305-3R3-R](#) [1206CS-151XG](#) [RCH664NP-140L](#) [RCH664NP-4R7M](#) [RCP1317NP-391L](#)
[RCR110DNP-331L](#) [DH2280-4R7M](#) [DS1608C-106](#) [B10TJ](#) [B82498B3101J000](#) [ELJ-RE27NJF2](#) [1812CS-153XJ](#) [1812CS-183XJ](#) [1812CS-](#)
[223XJ](#) [1812LS-104XJ](#) [1812LS-105XJ](#) [1812LS-124XJ](#) [1812LS-154XJ](#) [1812LS-223XJ](#) [1812LS-224XJ](#) [1812LS-563XJ](#) [1812LS-683XJ](#)
[1812LS-824XJ](#) [NIN-FB101JTR110F](#) [NIN-FB471JTR62F](#) [NIN-FC1R5JTR220F](#) [NIN-HCR15JTRF](#) [NIN-HCR33JTRF](#) [NIN-HDR22JTRF](#)