



Diodes type D62 are of modern design with internal spring loaded contacts and pressure welded glass-to-metal seal. Designed for use in power electronic circuits and equipment under normal operating conditions.

KEY PARAMETERS

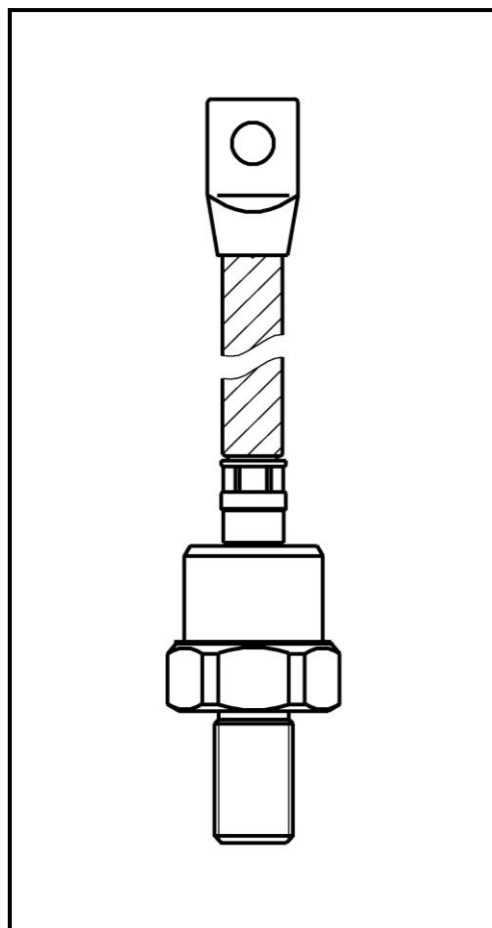
U_{RRM}	up to 1600 V
$I_{F(AV)}$	400 A
I_{FSM}	7000 A

FEATURES

- all diffused design
- high current capabilities
- high surge current capabilities
- high rates voltages
- low thermal impedance
- tested according to IEC standards
- compact size and small weight

APPLICATION

- High Voltage Power Supplies
- Motor Control
- Battery Chargers
- Free Wheeling Diode
- Resistance Welding



Outline type code: JEDEC DO-205AB

See package details for further information

Designed for use in high power industrial and commercial power electronic circuits and equipment where high currents are encountered and high reliability is essential.

D62-400

Diode

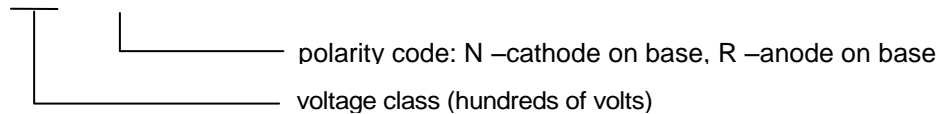


KKD62400, October 2006 version

ORDERING INFORMATION

When ordering please refer to device code builder presented below.
Please use the complete part number when ordering, quote or in any future correspondence relating to your order.

D62-400-□□ - □ 0



ELECTRICAL PARAMETERS

Voltage ratings

Voltage class	U_{RRM}	U_{RSM}	I_{RRM}
	V	V	mA
04	400	500	50
06	600	700	
08	800	900	
10	1000	1100	
12	1200	1300	
14	1400	1500	
16	1600	1700	

Zakłady Elektronowe LAMINA S.A.
Puławska 34
PL-05-500 Piaseczno
POLAND

Tel.: +48-22-7572731
Tel.: +48-22-3989409
Fax.: +48-22-3989407
e-mail: sekretariat@lamina.com.pl
www.lamina.com.pl

D62-400

Diode

KKD62400, October 2006 version

Electrical properties

Parameter		Unit	Test conditions	Value	
Average forward current @ case temperature	$I_{F(AV)}$	A		400	
	T_c	°C		$U_{RRM} \leq 1200V$	125
				$U_{RRM} > 1200V$	110
RMS forward current	$I_{F(RMS)}$	A		628	
Surge current	I_{FSM}	A	$T_j = T_{jmax}, U_R = 0,8U_{RRM}, t_p = 10ms$	7000	
I^2t – value	I^2t	kA ² s		245	
Forward voltage drop max.	U_{FM}	V	$T_j = 25^\circ C, I_{FM} = 800A$	1,20	
Threshold voltage	$U_{F(T0)}$	V		0,62	
Slope resistance	r_F	mΩ		0,563	

Thermal properties

Parameter		Unit	Test conditions	Value	
Thermal resistance, junction to case	R_{thJC}	°C/W	DC	0,12	
Thermal resistance, case to heatsink	R_{thCS}	°C/W		0,10	
Operating junction temperature	$T_{jmin} \dots T_{jmax}$	°C		$U_{RRM} \leq 1200V$	-40...+190
				$U_{RRM} > 1200V$	-40...+175
Storage temperature	T_{stg}	°C		-40...+190	

Mechanical properties

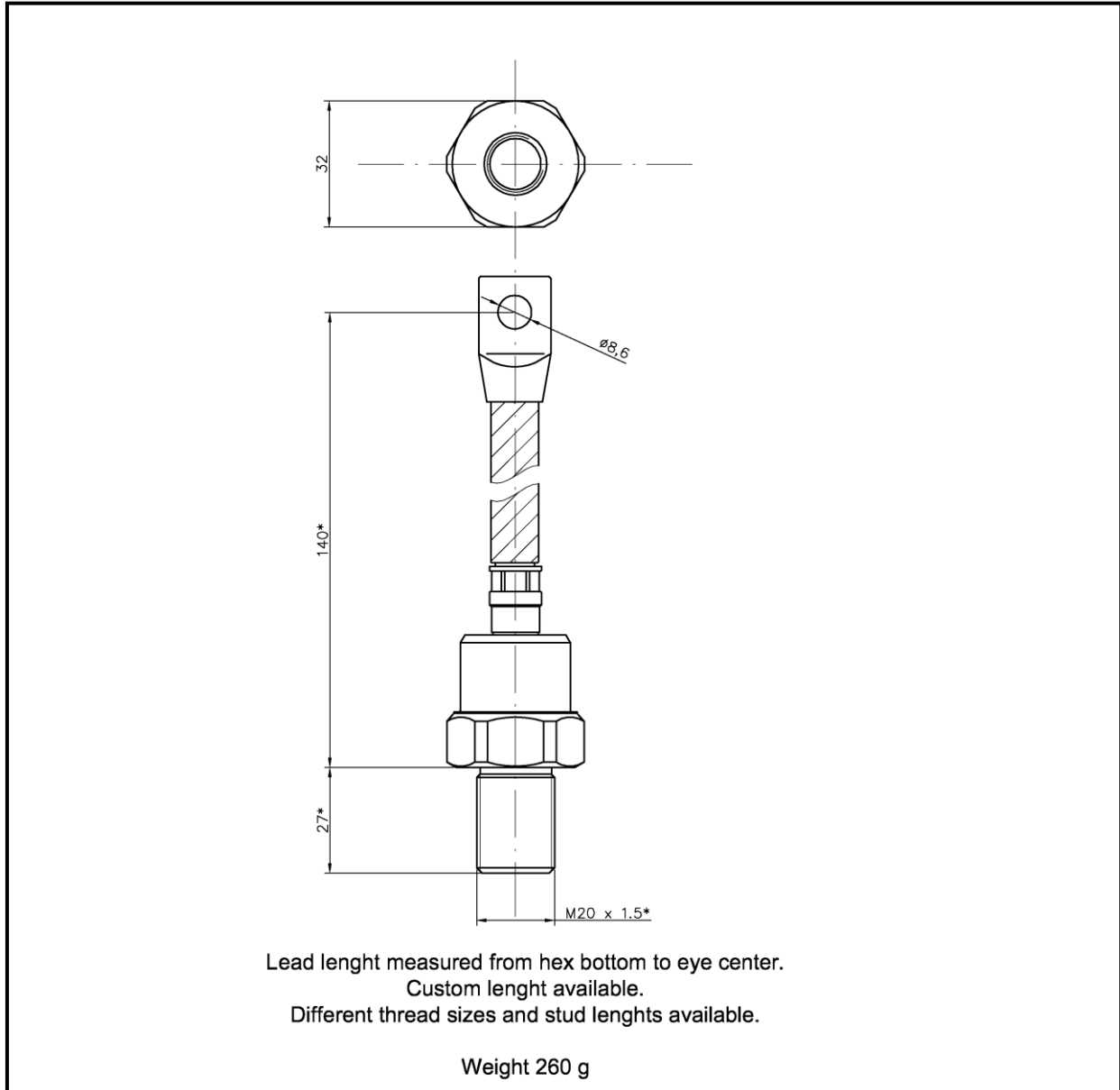
Parameter		Unit	Value
Mounting torque	M	Nm	28 ... 32
Weight	m	g	260

D62-400

Diode

KKD62400, October 2006 version

Package details



For further package information, please contact Sales & Marketing Department. All dimensions in mm, unless stated otherwise.
Do not scale.

Zakłady Elektroniczne LAMINA S.A.
Puławska 34
PL-05-500 Piaseczno
POLAND

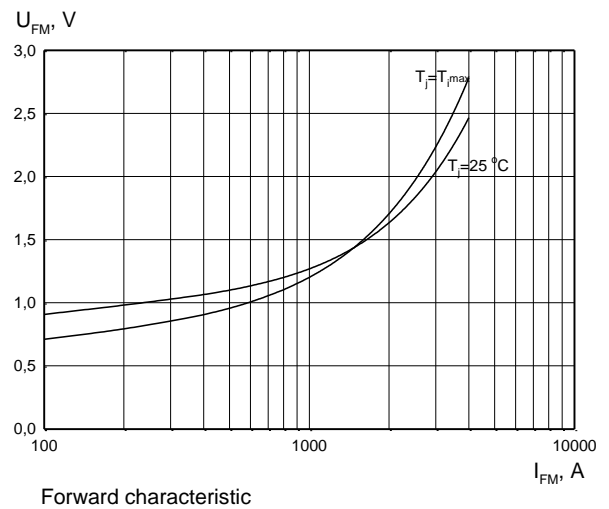
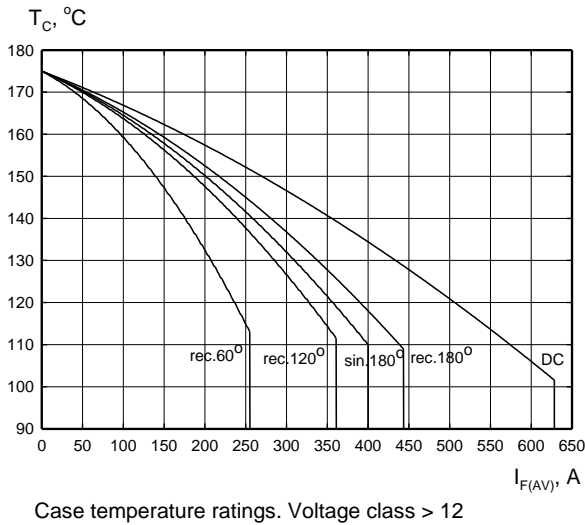
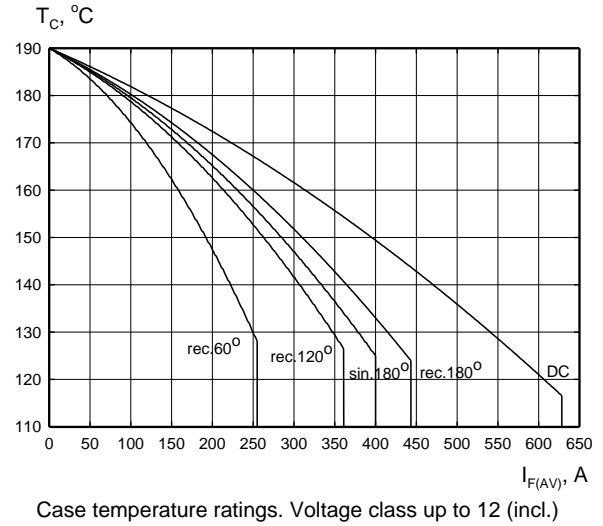
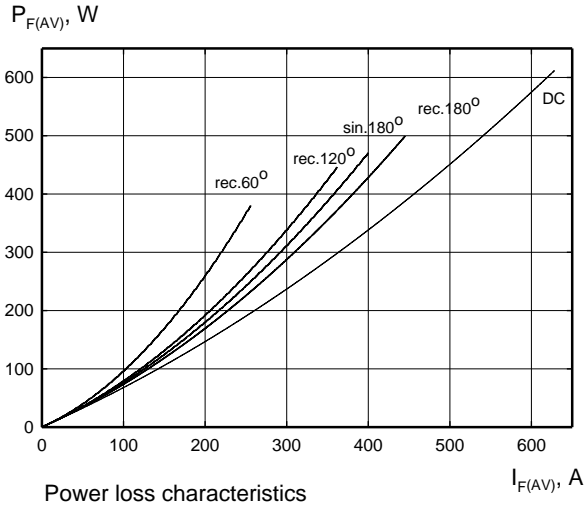
Tel.: +48-22-7572731
Tel.: +48-22-3989409
Fax.: +48-22-3989407
e-mail: sekretariat@lamina.com.pl
www.lamina.com.pl

D62-400

Diode

KKD62400, October 2006 version

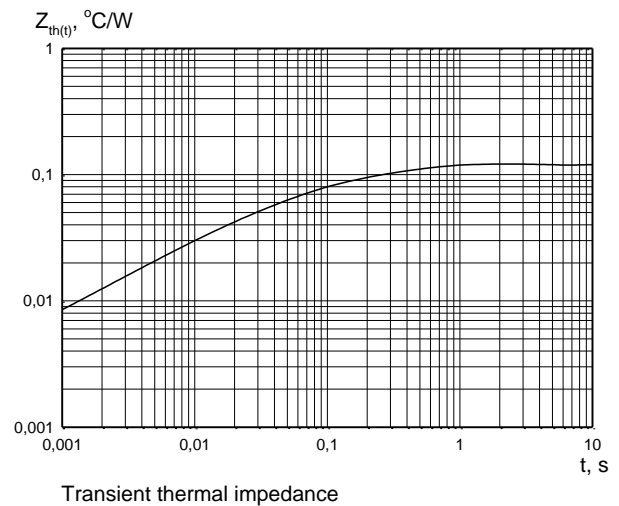
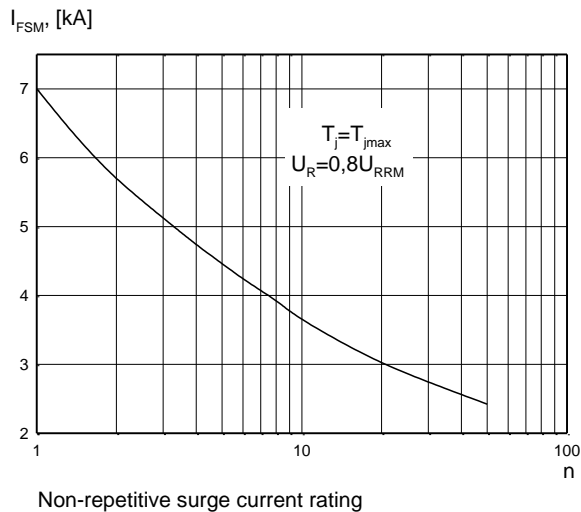
CHARACTERISTICS



D62-400

Diode

KKD62400, October 2006 version



HEATSINKS

LAMINA S.I. has its own proprietary range of extruded aluminium heatsinks designed to optimise the performance of our semiconductors with natural and forced air flow.

POWER ASSEMBLY CAPABILITY

LAMINA S.I. provides a support for those customers requiring more than a basic semiconductor and offers precisely assembled Power Blocks according to factory or customer standards.

Zakłady Elektroniczne LAMINA S.A.
Puławska 34
PL-05-500 Piaseczno
POLAND

Tel.: +48-22-7572731
Tel.: +48-22-3989409
Fax: +48-22-3989407
e-mail: sekretariat@lamina.com.pl
www.lamina.com.pl

X-ON Electronics

Largest Supplier of Electrical and Electronic Components

Click to view similar products for [Rectifiers](#) category:

Click to view products by [KUBARA LAMINA](#) manufacturer:

Other Similar products are found below :

[70HFR40](#) [RL252-TP](#) [1N5397](#) [NTE5841](#) [SCF5000](#) [1N4002G](#) [1N4005-TR](#) [JANS1N6640US](#) [481235F](#) [RRE02VS6SGTR](#) [067907F](#) [MS306](#)
[70HF40](#) [T110HF60](#) [T85HFL60S02](#) [US2JFL-TP](#) [A1N5404G-G](#) [CRS04\(T5L,TEMQ\)](#) [ACGRA4007-HF](#) [ACGRB207-HF](#) [CLH03\(TE16L,Q\)](#)
[ACGRC307-HF](#) [ACEFC304-HF](#) [NTE6356](#) [NTE6359](#) [85HFR60](#) [40HFR60](#) [1N1186RA](#) [70HF120](#) [85HFR80](#) [D126A45C](#) [SCF7500](#)
[D251N08B](#) [SCHJ22.5K](#) [SM100](#) [SCPA2](#) [SDHD5K](#) [VS-12FL100S10](#) [ACGRA4001-HF](#) [D1821SH45T PR](#) [D1251S45T](#) [NTE6358](#) [NTE6162](#)
[NTE5850](#) [SKN 5/08](#) [NTE5819](#) [NTE5837](#) [NTE5892](#) [NTE5894](#) [NTE5900](#)