



K22 Series Right Angle PCB Mount .318" Footprint

Ordering Information

K22	-	B	25	S	-	N
Series		Shell Size	Number of Contacts	Contact Type		Mounting Options
						Plating Options

Series

K22 - Kycon D-Subminiature Connector, Right Angle, PCB Termination, .318 Footprint
K22HT - Reflow Compatible Version

Shell Size

E - 9 Contacts
A - 15 Contacts
B - 25 Contacts
C - 37 Contacts

Number of Contacts

9, 15, 25, 37

Contact Type

P - Pin Contact (Plug)
S - Socket Contact (Receptacle)

Mounting Options (See Page 35)

Plating Options

Designator	Plating Description
Standard	Gold flash over nickel on contacts. Gold flash over nickel or tin/lead over nickel on soldertails.
15	15 μ m gold over nickel on mating end of contacts. Tin/lead over nickel on soldertails.
30	30 μ m gold over nickel on mating end of contacts. Tin/lead over nickel on soldertails.

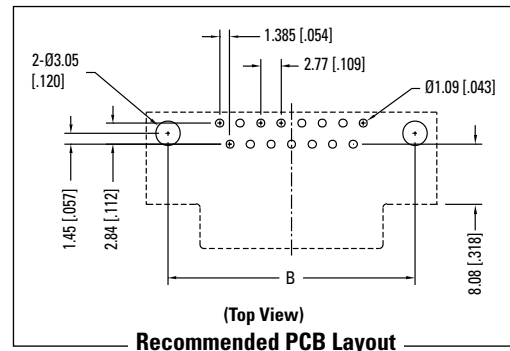
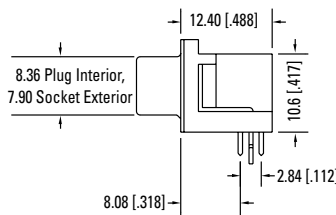
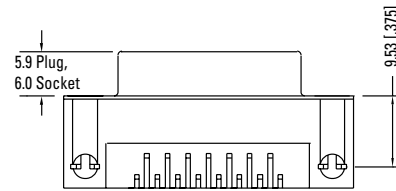
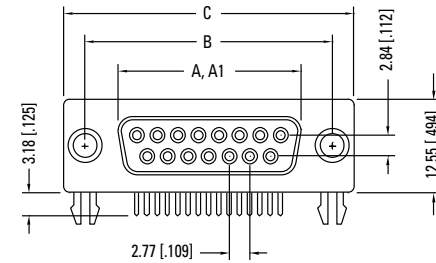
Performance Specifications (see page 4)

D-SUBMINIATURE CONNECTORS

K22 Series

K22 Series Dimensions

Pictured with Board Lock Option, Dimensions in mm [In]



Shell Size	In / mm			
	A	A1	B	C
9 (E)	.643 16.33	.666 16.92	.984 24.99	1.213 30.81
15 (A)	.971 24.66	.994 25.25	1.312 33.32	1.541 39.14
25 (B)	1.511 38.38	1.534 38.96	1.852 47.04	2.088 53.04
37 (C)	2.159 54.84	2.182 55.42	2.500 63.50	2.729 69.32

A = Exterior of Female Shell (S)

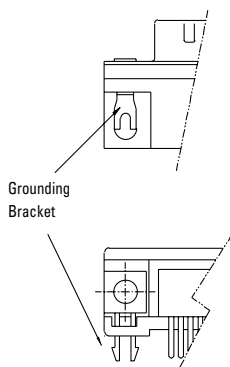
A1 = Interior of Male Shell (P)

Mounting Options
K22, KF22,
K66, KF66

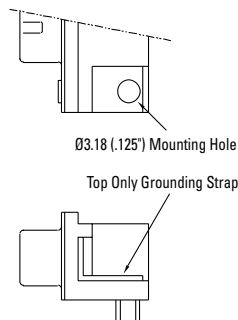
Front Panel Mounting Options	PCB Mounting Options			
	Grounding Board Locks	Top Only Grounding Straps with Non-Threaded .125" Diameter Mounting Holes	Wrap Around Grounding Straps with Non-Threaded .125" Diameter Mounting Holes (K22/KF22/Only)	4 Prong Board Locks
Riveted Threaded Inserts	N	H	O	NV
Riveted Threaded Inserts with 4-40 Hex. Jack Screws Installed	NJ	HJ	OJ	NVJ
4-40 Round Jackscrews Riveted to Connector	NR	HR	OR	NVR
Non-Threaded Riveted Inserts	NT	HT	OT	NVT
Riveted Threaded Inserts with M3/4-40 Hex. Jack Screws Installed	NJM	HJM	OJM	NVJM

PC Board Mounting Options

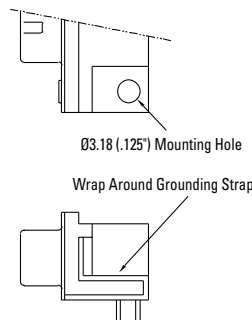
N Option



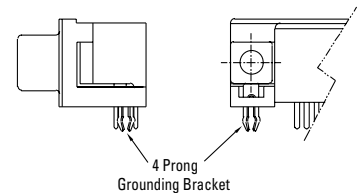
H Option



O Option



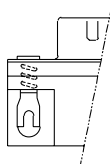
NV Option



Front Panel Mounting Options

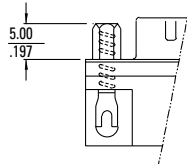
Standard

(4-40) Riveted Threaded Insert



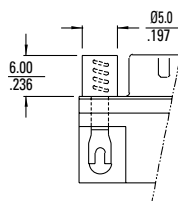
-J Option

(4-40) Riveted Threaded Insert with 4-40 Hex. JS1000 Jack Screws Installed to Connector



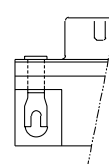
-R Option

(4-40) Round Jack Screws Riveted to Connector



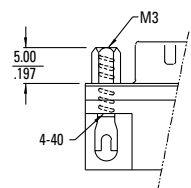
-T Option

Riveted Non-Threaded Insert 3.18/.125" Dia.



-JM Option

(4-40) Riveted Threaded Insert with M3/4-40 Hex. Jack Screws Installed to Connector



KYCON continues its leadership in D-Subminiature connectors by offering a complete line of sizes and options.

PC99 Colors Available:

- HD15: Blue
- DB15: Gold
- DB25: Burgundy
- DB09: Teal



D-SUBMINIATURE CONNECTORS

Performance Specifications

Materials and Finish

Shell

Steel Material, Tin Finish, and Indentations (Dimples) on Plug Only

Insert

Standard: PBT Thermoplastic, Black Color, 30% Glass Filled, 94V-0 Rated
 Reflow Compatible: High Temperature Thermoplastic, Black Color, 30% Glass Filled, 94V-0 Rated

Contact Material

Pin: Brass .040 (1.02) Diameter Standard; .030 (0.76) Diameter High Density
 Socket: Phosphor Bronze (Precision Formed Contact)
 Brass (Precision Machined Contact)

Contact Finish-Standard

Gold Flash Over 0.0001 (0.00254) Nickel on Mating End of Contacts
 Tin/Lead Over Nickel or Gold Flash Over Nickel on Solder Tails

Riveted Insert

Brass Material, Nickel Finish

Mechanical Characteristics

Contact Retention

Precision Machined Contact 10 Lbs, Precision Formed Contact 10 Lbs

Contact Extraction Force

Typ. 4 Oz.

Contact Insertion Force

Typ. 9 Oz.

Durability

1,000 Insertion Cycles Min (With Standard Plating)

Operating Temperature Rating

-55°C to +125°C

Electrical Characteristics

Contact Current Rating

Precision Machined Contact 7.6 Amps
 Precision Formed Contact 5.0 Amps (Except K99 Series)

Contact Resistance

Precision Machined Contact 5 Milliohms Max
 Precision Formed Contact 8 Milliohms Max

Dielectric Withstanding Voltage

1000 V AC Min for 1 Minute

Insulation Resistance

5000 Megohms Min

Processing Characteristics

Soldering Temperature Rating

High Temperature Plastic: 230°C for 30 Seconds, 260°C for 10 Seconds

Plating Options

Designator	Plating Description
Standard	Gold Flash over Nickel on Contacts. Gold Flash over Nickel or Tin/Lead over Nickel on Solder Tails.
15	15µ" Gold over Nickel on Mating End of Contacts. Tin/Lead over Nickel on Solder Tails.
30	30µ" Gold over Nickel on Mating End of Contacts. Tin/Lead over Nickel on Solder Tails.

X-ON Electronics

Largest Supplier of Electrical and Electronic Components

Click to view similar products for [D-Sub Standard Connectors](#) category:

Click to view products by [Kycon](#) manufacturer:

Other Similar products are found below :

[DCM37S732N](#) [DAM15P500](#) [DEV09S364GTLF](#) [DEM09P032N](#) [DDM50P732N](#) [DAM15S332N](#) [173109-2218](#) [173109-2466](#) [173109-2436](#)
[173109-2435](#) [56F706-005-LI](#) [56F711-015](#) [015-0341-000](#) [015-0372-008](#) [015-8544-011](#) [017041-0005](#) [020419-0104](#) [012-0515-000](#) [012-9507-](#)
[034](#) [012-9507-114](#) [012-9534-001](#) [020745-0008](#) [609-25P](#) [M24308/2-23Z](#) [M243082310F](#) [M243082410F](#) [M243082411F](#) [M24308/4-21](#)
[CT1A18-11PSA206](#) [CT1N36-5SC](#) [CT2-16S-17PS](#) [CT2-20-15PCAU](#) [CT2-24-12PS](#) [CT2-24-28PSF127A206](#) [CT2-32-9PC](#) [CT6F9767-14-4-](#)
[14S-5PC](#) [CT6FA10SL-4PS](#) [CT7-18-10SC](#) [CT7-18-10SCAU](#) [CT7-18-12SCAU](#) [CT7-18-1PC](#) [CT7-18-1PCAU](#) [CT7-18-21SCAU](#) [M83513/01-](#)
[FC](#) [M83723/76W24619 L/C](#) [M85049/48-3-2F](#) [69001-865](#) [6STD09PCM99B70X](#) [6STD09SCM99B30X](#) [6STD09SCT99S40X](#)