



K88 Series Vertical PCB Mount High Profile

Ordering Information

K88	-	B	F	-	25	S	-	BRBJ	30
Series		Shell Type	Pin Length		Number of Contacts	Contact Type		Mounting Options	Plating Options

Type

K88-Kycon D-Subminiature Connector Vertical PCB Termination, High Profile

Shell Size

E-9 Contacts
A-15 Contacts
B-25 Contacts
C-37 Contacts

Pin Length

D-Precision Formed 3.80mm
E-Precision Formed 5.20mm
F-Precision Formed 7.20mm

Number of Contacts

9, 15, 25, 37

Contact Type

P-Pin Contact (Plug)
S-Socket Contact (Receptacle)

Mounting Options

K-with (4-40) Bushings
KJ-with (4-40) Bushings and (4-40) Hex Jack Screws
BR-with (4-40) Tin Plated 11.00mm long Boardlocks
BRJ-with (4-40) Tin Plated 11.00mm long Boardlocks and (4-40) Hex Jack Screws
BRA-with (4-40) Tin Plated 12.70mm long Boardlocks
BRAJ-with (4-40) Tin Plated 12.70mm long Boardlocks and (4-40) Hex Jack Screws
BRB-with (4-40) Tin Plated 14.50mm long Boardlocks
BRBJ-with (4-40) Tin Plated 14.50mm long Boardlocks and (4-40) Hex Jack Screws
R-with Round Riveted Jack Screws

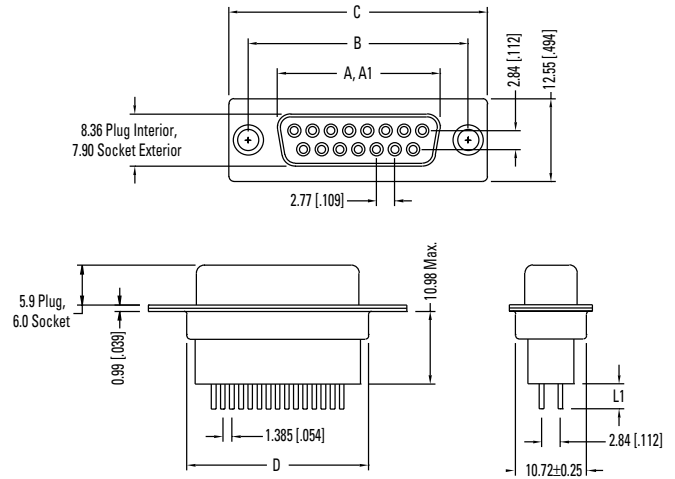
Plating Options and Performance Specifications (see page 4)

D-SUBMINIATURE CONNECTORS

K88 Series

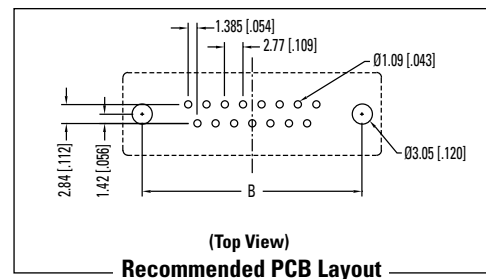
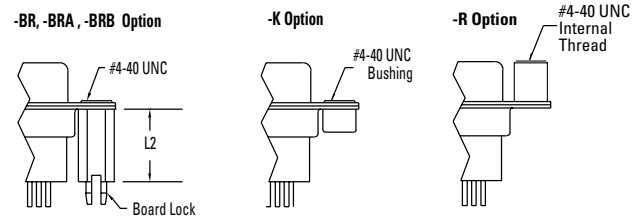
K88 Series Dimensions

Dimensions in mm [In]



Recommended Pin Lengths and Board Locks

	Pin Length (L1)	Board Lock Type and Length (L2)	
(D)	3.80mm	(BR)	11.00mm
(E)	5.20mm	(BRA)	12.70mm
(F)	7.20mm	(BRB)	14.50mm



Number of Contacts (Shell Size)	Dimensions (Inch/mm)				
	A	A1	B	C	D
9 (E)	.643 16.33	.666 16.92	.984 24.99	1.213 30.81	.755 19.18
15 (A)	.971 24.66	.994 25.25	1.312 33.32	1.541 39.14	1.083 27.51
25 (B)	1.511 38.38	1.534 38.96	1.852 47.04	2.088 53.04	1.614 41.00
37 (C)	2.159 54.84	2.182 55.42	2.500 63.50	2.729 69.32	2.272 57.71

A = Exterior of Female Shell (S)
A1 = Interior of Male Shell (P)

KYCON continues its leadership in D-Subminiature connectors by offering a complete line of sizes and options.

PC99 Colors Available:

- HD15: Blue
- DB15: Gold
- DB25: Burgundy
- DB09: Teal



D-SUBMINIATURE CONNECTORS

Performance Specifications

Materials and Finish

Shell

Steel Material, Tin Finish, and Indentations (Dimples) on Plug Only

Insert

Standard: PBT Thermoplastic, Black Color, 30% Glass Filled, 94V-0 Rated
 Reflow Compatible: High Temperature Thermoplastic, Black Color, 30% Glass Filled, 94V-0 Rated

Contact Material

Pin: Brass .040 (1.02) Diameter Standard; .030 (0.76) Diameter High Density
 Socket: Phosphor Bronze (Precision Formed Contact)
 Brass (Precision Machined Contact)

Contact Finish-Standard

Gold Flash Over 0.0001 (0.00254) Nickel on Mating End of Contacts
 Tin/Lead Over Nickel or Gold Flash Over Nickel on Solder Tails

Riveted Insert

Brass Material, Nickel Finish

Mechanical Characteristics

Contact Retention

Precision Machined Contact 10 Lbs, Precision Formed Contact 10 Lbs

Contact Extraction Force

Typ. 4 Oz.

Contact Insertion Force

Typ. 9 Oz.

Durability

1,000 Insertion Cycles Min (With Standard Plating)

Operating Temperature Rating

-55°C to +125°C

Electrical Characteristics

Contact Current Rating

Precision Machined Contact 7.6 Amps
 Precision Formed Contact 5.0 Amps (Except K99 Series)

Contact Resistance

Precision Machined Contact 5 Milliohms Max
 Precision Formed Contact 8 Milliohms Max

Dielectric Withstanding Voltage

1000 V AC Min for 1 Minute

Insulation Resistance

5000 Megohms Min

Processing Characteristics

Soldering Temperature Rating

High Temperature Plastic: 230°C for 30 Seconds, 260°C for 10 Seconds

Plating Options

Designator	Plating Description
Standard	Gold Flash over Nickel on Contacts. Gold Flash over Nickel or Tin/Lead over Nickel on Solder Tails.
15	15µ" Gold over Nickel on Mating End of Contacts. Tin/Lead over Nickel on Solder Tails.
30	30µ" Gold over Nickel on Mating End of Contacts. Tin/Lead over Nickel on Solder Tails.

X-ON Electronics

Largest Supplier of Electrical and Electronic Components

Click to view similar products for [Kycon](#) manufacturer:

Other Similar products are found below :

[GDTX-S-88-50](#) [GWX-S9-88-50](#) [K85X-EA-9P-K](#) [K66X-B44S-NJ](#) [KSLX-62-BR](#) [KMDLAX-3P](#) [SMP-52LCC-P](#) [K86X-CA-62P-K](#) [K85X-AA-15S](#) [KMDVLX-5S-N](#) [STX-3151-5C](#) [GAX-8-62](#) [KMDPLX-6S-100](#) [KPJX-CM-4S](#) [K42-C37S/S-A4N](#) [KMDG-6S-BS](#) [GM67X-CS-B](#) [K44-A15S-S](#) [K66X-E15S-NJ](#) [KMD-6S-BS](#) [KMDG-4S-BS-30](#) [KUSB-AS-2-N-WHT](#) [KFMDG-4S-BS](#) [KLD-0201-BC](#) [KMD-4S-FS](#) [KMDG-3S-AS-30](#) [KMDG-6S-BS-30](#) [KLDX-SMT3-0202-ATR](#) [KMDLA-7P](#) [KUSBVX-BS1N-W30](#) [KF22X-A15S-N](#) [K88X-AD-15S-BR](#) [KMDAX-8S](#) [KUSBX-AS2N9-2-BL30](#) [K42X-B25P/S-A4N](#) [KCDX-8S-S2-PS](#) [K66-E15P-NJOB](#) [K86-AD-26P-BR30](#) [SMP-68LCC-N-6T](#) [MPS88RX-1000](#) [K86X-AA-26S](#) [SMPX-32LCC-N](#) [GLX-S-88M-BLK](#) [MPS88RX-5000](#) [K61X-E15S-N](#) [KLDX-SMT-0202-ATR](#) [KF86-ED-15S-BR](#) [K88-CD-37P-BR](#) [G1LX-188S7-BB-YG1-50](#) [K99-9P-K-SR-BLK](#)