



GENERAL DESCRIPTION

The standard SIM connector is specifically designed for handheld devices requiring secure subscriber identification.

Following on from the introduction of our standard SIM block with an offering of 3 standard heights, 0.80mm, 1.60mm, or 2.40mm, AVX is now adding another standard to the 9162 series SIM connectors, the slide-in SIM.

Unlike SIM blocks which require SIM card guides to aid insertion, removal and retention of the SIM card, the slide-in SIM has guides as part of the connector mold design.

Contacts are stamped, gold plated, rated 0.5A, and 5000 mechanical cycles.

Our contact design is specifically rounded to avoid any possible damage during and after card insertion to the card itself, assuming normal use. The design also incorporates protection features to avoid contact damage during this operation such as contact snagging.

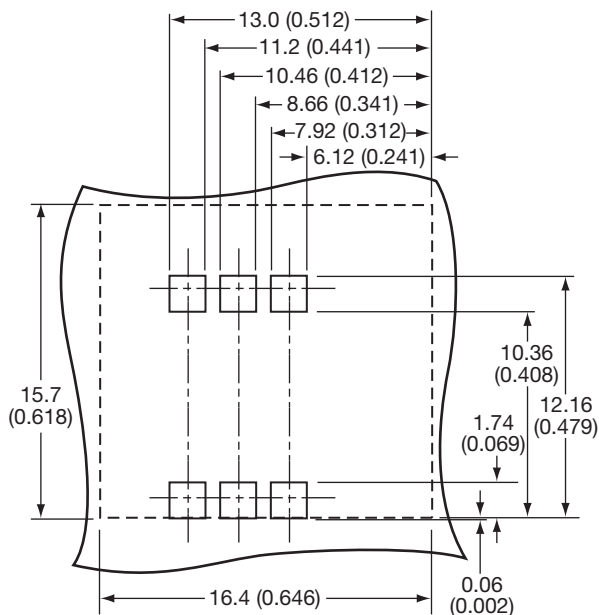
Please contact the appropriate sales office for further details of this service.

KEY FEATURES AND BENEFITS

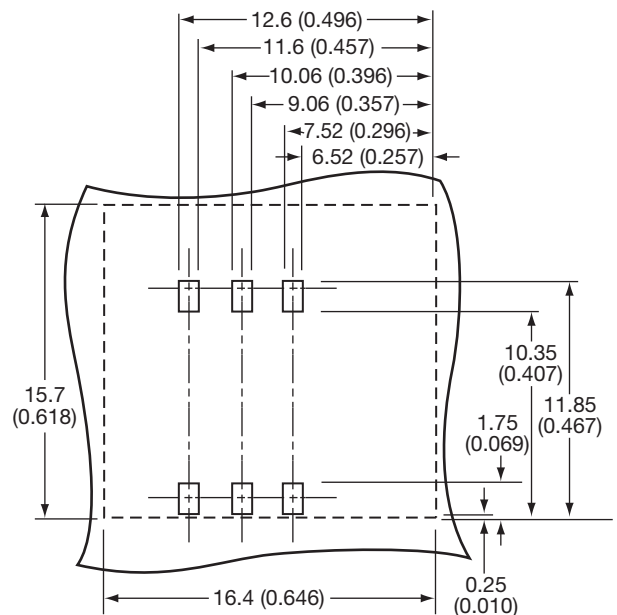
- Produced for use with mini SIM cards.
- The insulator is molded from high temperature plastic enabling the connector to be used in convection or infrared soldering processes.
- Supplied on tape and reel packaging for pick and place assembly.
- The all plastic design, assuming normal use prevents damage to the SIM card on insertion.
- Optional SMT contact size:
 - Standard SMT contact size – 1.60mm x 1.60mm
 - Narrow SMT contact size – 1.05mm x 0.60mm
- RoHS Compliant available.



Standard SMT Contact Layout



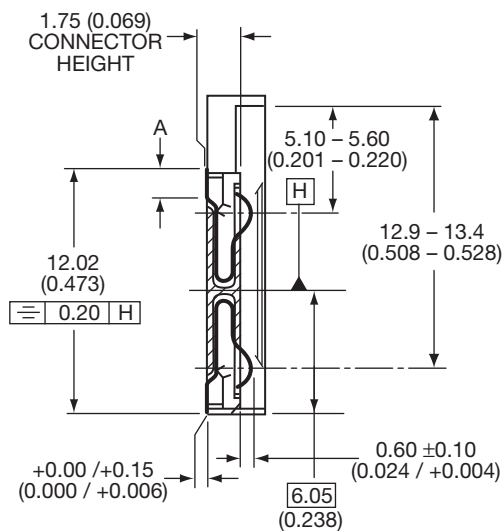
Narrow SMT Contact Layout



9162 Slide-In SIM Card Connector

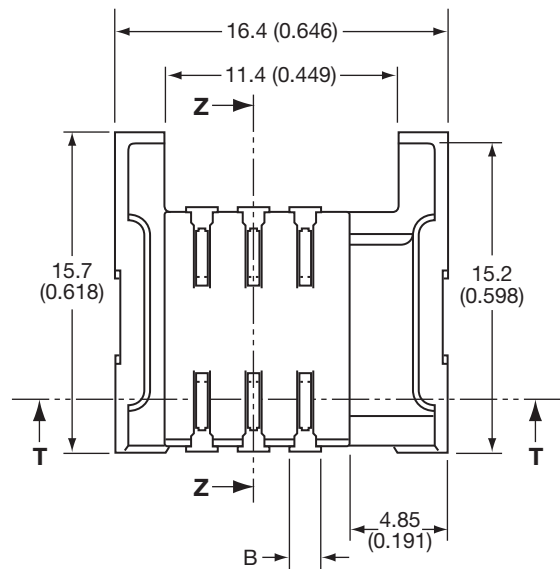


Connector Height 1.75mm



SECTION Z-Z

	Standard	Narrow
A	1.46 (0.057)	1.05 (0.041)
B	1.60 (0.063)	0.60 (0.024)



SECTION T-T

HOW TO ORDER

00

Prefix

00 = Standard
58 = Special

9162

Series

006

No. of Contacts

006 = 6

2X 6

SIM Type

20 = Standard SMT Footprint
21 = Narrow SMT Footprint


Plating Options

Selective Gold,
Pure Tin Tail

XXX

Connector Height

XXX refers to
Connector Height
175 = 1.75mm stack height



GENERAL DESCRIPTION

The standard SIM connector is specifically designed for handheld devices requiring secure subscriber identification.

The connectors are available in a standard 6 pin configuration on a 2.54mm pitch with a 0.8mm height.

Contacts are stamped, gold plated, rated at 0.5A, and 5000 mechanical cycles.

Our contact design is specifically rounded to avoid any possible damage during and after card insertion to the card itself, assuming normal use. The design also incorporates protection features to avoid contact damage during this operation such as contact snagging.

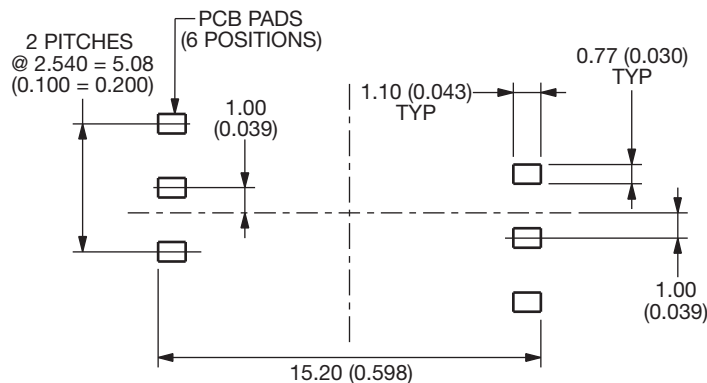
Please contact the appropriate sales office for further details.

KEY FEATURES AND BENEFITS

- Produced for use with both full ISO cards and mini SIM cards.
- The insulator is molded from high temperature plastic enabling the connector to be used in convection or infrared soldering processes.
- Supplied on tape and reel packaging for pick and place assembly.
- RoHS Compliant.



0.8mm PCB Pad Layout



Connector Height 0.8mm

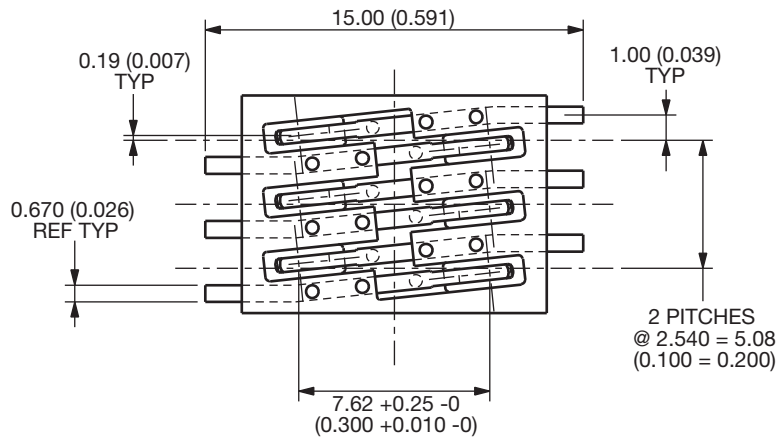
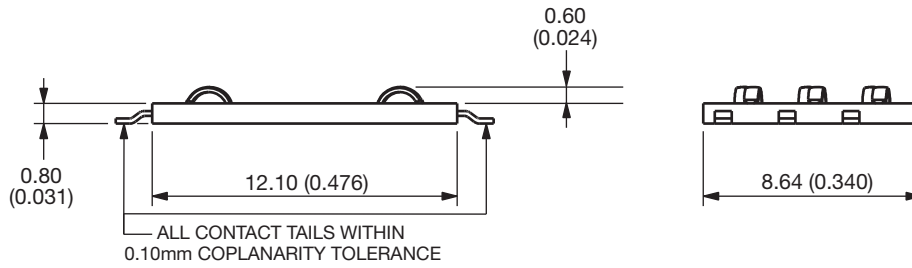



Illustration of Pin Configuration



HOW TO ORDER

00

Prefix

9162

Series

006

Number of Contacts

006

SIM Type
006 = Selective Gold,
Pure Tin Tail

080

Connector Height
080 = 0.8mm stack height

X-ON Electronics

Largest Supplier of Electrical and Electronic Components

Click to view similar products for [Memory Card Connectors](#) category:

Click to view products by [Kyocera AVX](#) manufacturer:

Other Similar products are found below :

[M21-033321-005](#) [6407-249V-25273P](#) [6407-249V-25343P](#) [6426-201-21343](#) [69.920.0553.0](#) [FCN-568P068-G/07-4V](#) [809180410000000](#)
[N7E50-7516PG-20-WF](#) [2041353-2](#) [33CFAE-DN](#) [502431-1011](#) [EN2997S61212BN](#) [EN2997SE61212BN](#) [NX1-32T-KT3K\(05\)](#) [95622-003LF](#)
[N7E50-U516RB-50-SIN0005](#) [95079-00CALF](#) [84648-056HLF](#) [33DVIR-29S12R](#) [125A-78C00](#) [MI20A-50PD-SF-EJL\(71\)](#) [KP10S-SF-](#)
[PEJ\(812\)](#) [504536-0691](#) [504580-0691](#) [CCM03-3109 B LFT](#) [MI21-50PD-SF\(91\)](#) [2309923-1](#) [61126-050CAHLF](#) [IC1GA-68PD-1.27DS-EJ\(72\)](#)
[GTFP08432B1HR](#) [G85DT17001P1EU](#) [G85B21611142HHR](#) [GSD090144HR](#) [G85D1140022P1HR](#) [GMCB05801124EU](#) [G85C11101152HHR](#)
[G85B231021B1HR](#) [G85D1160022HHR](#) [055036006202862+](#) [112K-TAA0-RA1](#) [115S-ACA2](#) [115S-ACA3](#) [115S-BS00](#) [115S-BT00](#) [MCSP-](#)
[Q1-08-A-SG-T/R](#) [503960-0695](#) [101B-TAA0-R](#) [101D-TAAA-R01](#) [101D-TAAB-R01](#) [104D-TCA0-R06](#)